

# ALABAMA UNIFIED JUDICIAL SYSTEM



## FISCAL YEAR 2021 ANNUAL REPORT AND STATISTICS



**ALABAMA ADMINISTRATIVE OFFICE OF COURTS**  
300 Dexter Avenue  
Montgomery, Alabama 36104-3741  
(866) 954-9411  
[www.alacourt.gov](http://www.alacourt.gov)



ADMINISTRATIVE OFFICE OF COURTS  
300 Dexter Avenue  
Montgomery, Alabama 36104  
(334) 954-5000

Tom Parker  
Chief Justice

Rich Hobson  
Administrative Director of Courts

Dear Chief Justice Parker:

In accordance with §12-5-10, Code of Alabama 1975, I am pleased to submit, on behalf of the Administrative Office of Courts, the 2021 Annual Report for the Alabama Unified Judicial System (UJS). This report is an overview of the events and a compendium of statistical data for the period from October 1, 2020, through September 30, 2021.

The worldwide pandemic continued for most of FY2021 and the UJS remained vigilant--and open. It was only through the continued dedication of our officials and employees that the citizens of Alabama were served. The accomplishments made during FY2021 reflect the dedication and commitment of over 1,900 officials and employees who make up the Alabama Unified Judicial System. Our judges, circuit clerks, court reporters, court specialists, court referral officers, court attendants, judicial assistants, juvenile probation officers, and municipal court clerks and magistrates who make up the UJS continue to assist in the administration of justice and the management of the judicial process.

I hope this report provides the citizens of Alabama with an increased understanding of the judicial system and a reassurance that our courts are providing judicial services in an effective and cost-efficient manner.















Sincerely,



Rich Hobson  
Administrative Director of Courts

# ALABAMA UNIFIED JUDICIAL SYSTEM FISCAL YEAR 2021 ANNUAL REPORT AND STATISTICS

## TABLE OF CONTENTS

|  |   |     |
|--|---|-----|
|    | Alabama’s Unified Judicial System.....                                      | 1   |
|    | The Supreme Court of Alabama.....   | 4   |
|    | Alabama Court of Criminal Appeals.....                                      | 17  |
|    | Alabama Court of Civil Appeals.....   | 28  |
|    | Supreme Court & State Law Library, Reporter of Decisions, and Marshal ..... | 39  |
|    | Judicial Inquiry Commission and Court of the Judiciary.....                 | 43  |
|   | Administrative Office of Courts.....  | 45  |
|  | Directory of Alabama’s Circuits and Trial Courts.....                       | 58  |
|  | Circuit Court Caseload Statistics.....                                      | 127 |
|  | District Court Caseload Statistics.....                                     | 143 |
|  | Jury Trials as a Percentage of Caseload Dispositions.....                   | 156 |
|  | Jury Expenses.....  | 157 |
|  | Jury Costs Per Trial.....   | 158 |
|  | Municipal Court Caseload Statistics.....                                    | 159 |

Pictured on the cover of the Fiscal Year 2021 Annual Report is the  
Choctaw County Courthouse in Butler, Alabama.



# ALABAMA'S UNIFIED JUDICIAL SYSTEM

The Judicial Article Implementation Act of 1975 (Act No. 1975-1205) revised the Alabama Court System and prescribed the pattern for its operation. The major changes included:

- Over four hundred trial courts were reorganized into a unified system;
- Judges were required to be attorneys, with the exception of probate judges;
- Uniform jurisdictions were established for all trial courts;
- Judges were prohibited from re-election or appointment after the age of seventy;
- Authority was granted to the Supreme Court of Alabama to adopt rules pertaining to the administration of courts as well as governing practice and procedure;
- Provisions for the adoption of the *Canons of Judicial Ethics*;
- Provisions for the flexible assignment of judges;
- A central judicial administration system was built into the Alabama Constitution;
- Provisions for a Judicial Compensation Commission; and
- The creation of the Judicial Inquiry Commission and the Court of the Judiciary.

Amendment 328 of the Alabama Constitution of 1901 further provided for the exclusive judicial power of the State to be vested in a Unified Judicial System, to become effective January 17, 1977. Today, the Supreme Court of Alabama, the Court of Criminal Appeals, the Court of Civil Appeals, and the Administrative Office of Courts all operate within a single location in Montgomery, Alabama.

---

---

The Alabama Constitution, in addition to providing for the appellate courts of the State, provides for a trial court of general jurisdiction, known as the circuit court; a trial court for limited jurisdiction known as the district court; a probate court; and such municipal courts as may be provided by law.

The State of Alabama is divided into 41 judicial circuits, numbered and composed of counties in the same region. Jury trials within the State of Alabama occur at the circuit court level.

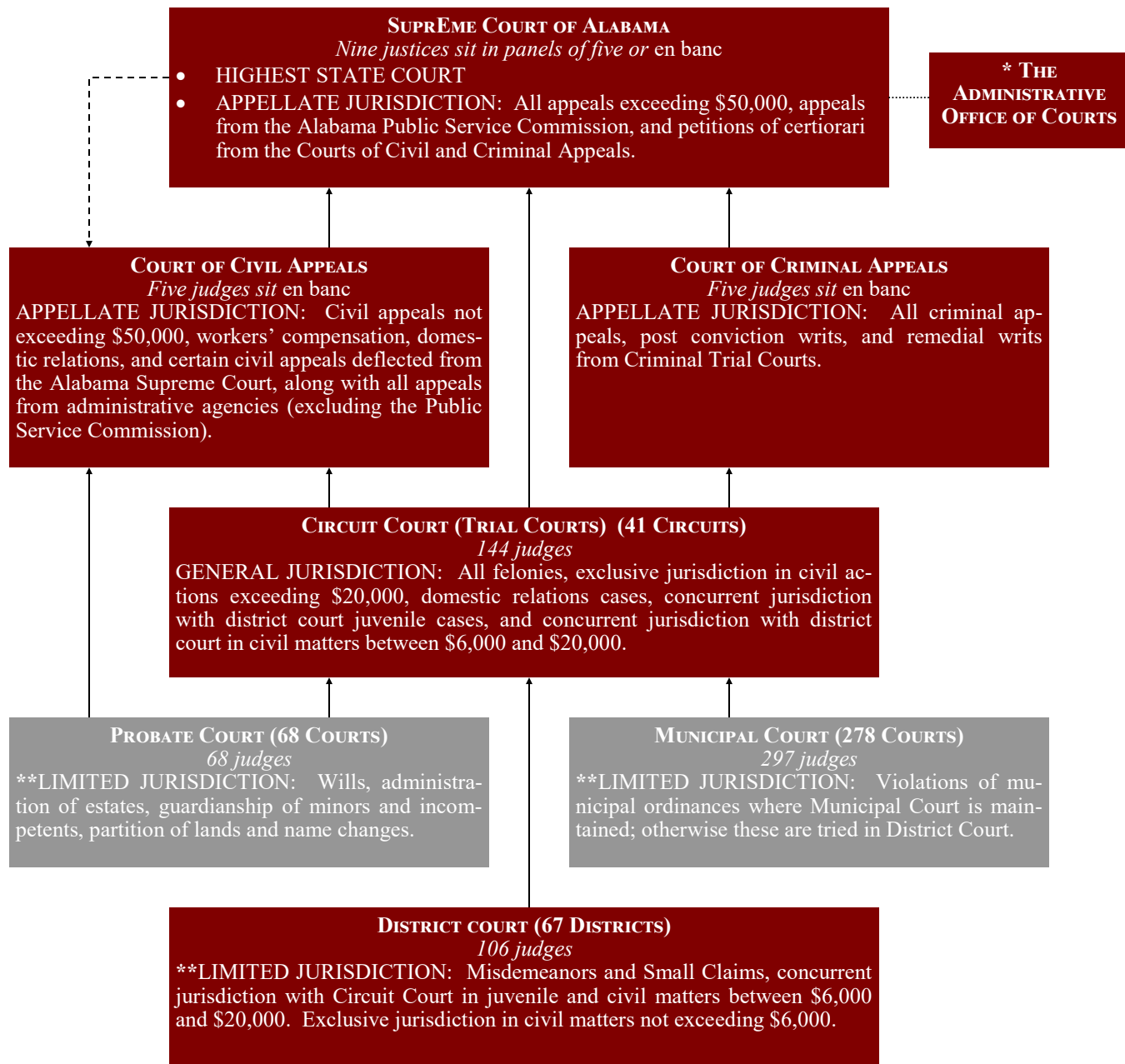
There is an office of the circuit clerk in each of the sixty-seven counties and one in the Bessemer Division of Jefferson County. The duties of the circuit clerk include the filing, processing, and maintenance of all court records.

Sessions of the district court are required to be held in each county seat. Although the district court is considered to be a "court of record," transcripts or reports of the court proceedings are not required by law. All cases are tried without a jury.

Any given municipality of the State of Alabama, if it elects to do so, holds its own court proceedings according to the limitations provided by law. If the municipal court is abolished by that governing body, jurisdiction is transferred to the appropriate district court.

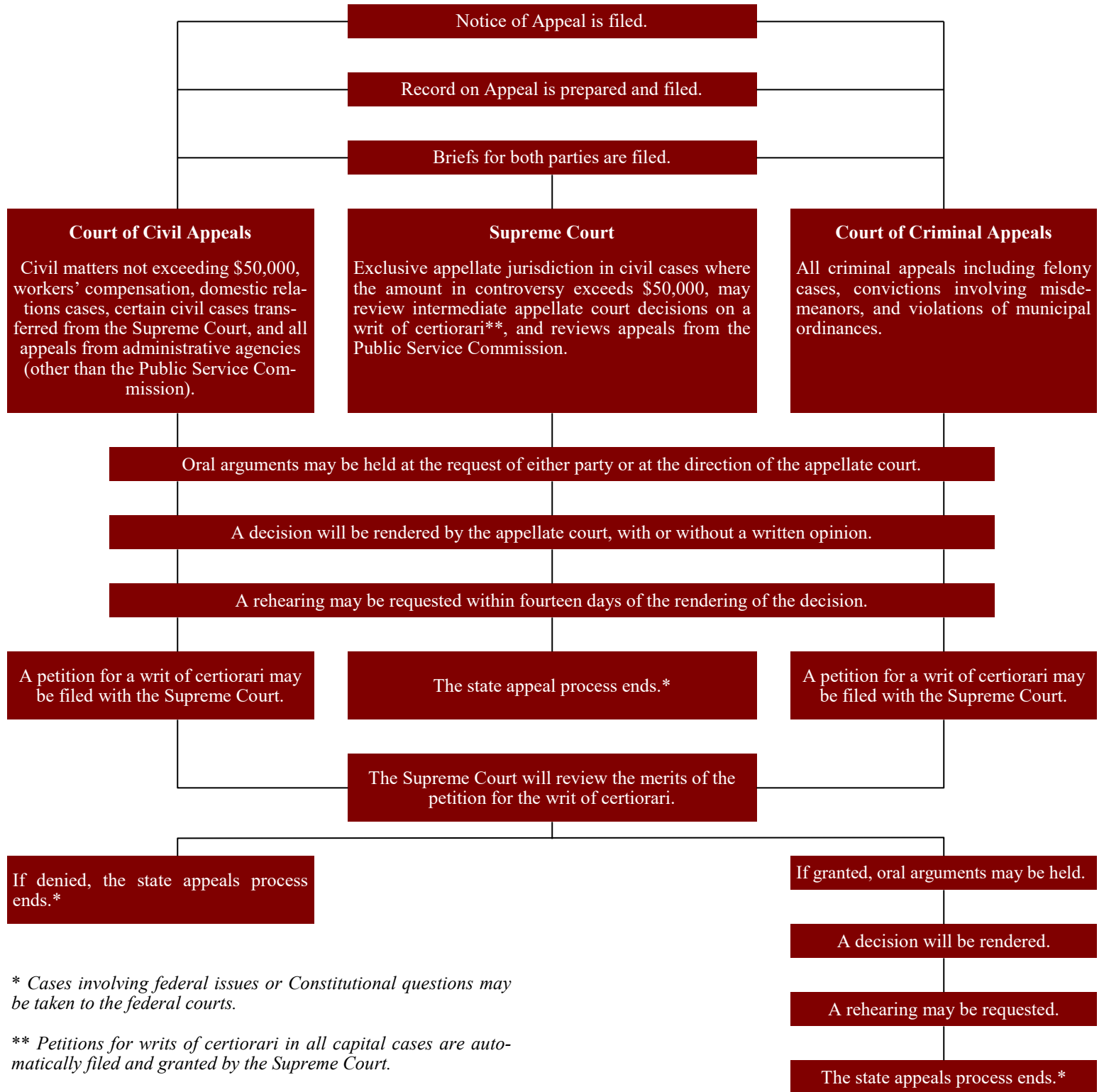
The probate courts in each county of the State have original and general jurisdictions over very specific matters delineated by statute. While constitutionally a part of the Alabama Judicial System, the probate courts are not included in the system's budget and are administered locally by the respective probate judge. Funding is generated through the county governments or through fees generated in probate court.

# ALABAMA'S UNIFIED JUDICIAL SYSTEM STRUCTURE AND JURISDICTION



\* Under the administrative authority of the Chief Justice.  
 \*\* Appeals from courts of limited jurisdiction go to Circuit Court for trial de novo (a new trial).

# THE APPELLATE PROCESS IN THE STATE OF ALABAMA



# THE SUPREME COURT OF ALABAMA



Seated, from left to right: Justice Kelli Wise, Justice Michael Bolin, Chief Justice Tom Parker, Justice Greg Shaw and Justice Tommy Bryan. Standing, from left to right: Justice Sarah Stewart, Justice William Sellers, Justice Brady Mendheim, Jr. and Justice Jay Mitchell.

**T**he Supreme Court of Alabama, Alabama’s court of last resort, is composed of a Chief Justice and eight Associate Justices. All members of the Court are elected in statewide elections to six-year terms. The Supreme Court has general supervisory authority over all courts in the State and power to review any judgment of these courts. In addition, the Supreme Court has the authority to make administrative rules and regulations to ensure the efficient and speedy administration of justice and to make and promulgate rules governing practice and procedure in all courts in the State.

To facilitate the decision-making process, the Supreme Court has traditionally been divided into two divisions with a panel of four associate justices each. The Chief Justice sits on both divisions. If the five members of a division disagree on the disposition of a particular case, the case must be submitted to the entire Court for resolution. The Court’s internal rules require consideration by the full Court of petitions for certiorari review in capital cases in which the death penalty is imposed, cases declaring a statute unconstitutional, advisory opinions to the Governor or the Legislature, utility rate cases, cases overruling a previous decision of the Supreme Court, and petitions for certiorari review in instances where the Supreme Court is reversing a judgment of the

Court of Criminal Appeals or the Court of Civil Appeals. The Supreme Court disposed of a total of 1,029 cases during fiscal year 2021. Of that total, 356 of the cases were direct appeals and 414 were petitions for writ of certiorari. The Court considered 238 petitions for writ of mandamus, and 8 miscellaneous petitions. The Supreme Court transferred (“deflected”), pursuant to §12-2-7(6), *Code of Alabama* 1975, 57 appeals to the Court of Civil Appeals.

## **THE ALABAMA APPELLATE MEDIATION PROGRAM**

The Alabama Appellate Mediation Program was created to provide parties an alternative method of resolving their disputes early in the appellate process, thereby saving the parties time, expense, and uncertainty.

The creation of the program began in July of 2003, when the Supreme Court of Alabama adopted Rule 55, of the Alabama Rules of Appellate Procedure (ARAP). Rule 55, ARAP, provides that any direct appeal, within the jurisdiction of the Supreme Court of Alabama or the Alabama Court of Civil Appeals, which is civil in counsel, is eligible for appellate mediation.

# THE SUPREME COURT OF ALABAMA

In November of 2003, the Supreme Court of Alabama adopted the Alabama Rules of Appellate Mediation. The program began referring appeals to mediation in January of 2004.

After an initial screening phase, a case may be referred (ordered) to mediation. If referred, mediation is mandatory, but settlement is not. The program provides the parties an opportunity to discuss alternatives to the judgment entered by the trial court and possible ruling by the appellate court. Parties and their attorneys work throughout this process with the assistance of a trained mediator of their choosing.

Below is the statistical information for the program during the period October 1, 2020 through September 30, 2021. In this time period, 50% of all cases ordered to appellate mediation reached

full settlement. Of those, 49% were Supreme Court cases and 51% were Court of Civil Appeals cases.

Since the program's inception in January of 2004, the combined completed cases referred to Appellate Mediation from both the Supreme Court and the Court of Civil Appeals have an average annual settlement rate of 50% or higher.

## ALABAMA APPELLATE MEDIATION STATISTICS FOR FISCAL YEAR 2021

|   | Supreme Court of<br>Alabama | Alabama Court of<br>Civil Appeals |
|---|-----------------------------|-----------------------------------|
| <b>Total Number of Appeals Screened for Mediation</b>                       | 102                         | 161                               |
| <b>Active Cases Still in the Screening Phase as of 9/30/21</b>              | 11                          | 6                                 |
| <b>Cases Reinstated to Appellate Docket after Screening (Not Referred)</b>  | 50                          | 59                                |
| <b>Active Referred Cases as of September 30, 2021</b>                       | 10                          | 19                                |
| <b>Taken Out of Process (TOP)*</b>  | 2                           | 17                                |
| <b>Total Number of Appeals Referred to Mediation (Active and Completed)</b> | 63                          | 99                                |
| <b>Total Number of Completed Mediations During this Time Period</b>         | 53                          | 80                                |
| <b>Full Settlement</b>  | 26 (49%)                    | 41 (51%)                          |
| <b>Partial Settlement</b>   | 1 (2%)                      | 1 (1%)                            |
| <b>Impasse</b>  | 26 (49%)                    | 38 (48%)                          |

\* TOP/Taken Out of Process — These are appeals that have been removed from the mediation docket due to extraneous circumstances (i.e., withdrawal of counsel, bankruptcy, etc.)



# JUSTICES OF THE SUPREME COURT OF ALABAMA



**Chief Justice Tom Parker** was first elected to the Alabama Supreme Court in 2004 and was reelected in 2010 and in 2016. He was elected Chief Justice in 2018.

Chief Justice Parker previously served as the Deputy Administrative Director of Courts, where he served as General Counsel for the Alabama court system, advising trial court judges, and as the Director of the Alabama Judicial College, providing training for new judges and continuing legal education for all trial judges in Alabama. In that capacity, he also served as the Legal Adviser to the Chief Justice.

Chief Justice Parker graduated *cum laude* from Dartmouth College, in Hanover, New Hampshire, and received his Juris Doctorate from Vanderbilt University School of Law, in Nashville, Tennessee. He won a Rotary International Fellowship to study law at the University of São Paulo School of Law, in São Paulo, Brazil, where he was the first foreign student in Brazil's most prestigious law school.

Chief Justice Parker served in the Alabama Attorney General's Office under then Alabama Attorneys General Jeff Sessions and Bill Pryor. As an Assistant Attorney General, he handled death-penalty cases, criminal appeals, and constitutional litigation. Previously, he was a partner in Parker & Kotouc, P.C., a Montgomery law firm that handled many high-profile constitutional cases.

Chief Justice Parker was founding Executive Director of the Alabama Family Alliance (now the Alabama Policy Institute), a state organization associated with Dr. James Dobson and Focus on the Family.

Chief Justice Parker is a Montgomery native--the son of the late Tommy Parker and Gloria Parker Pennington, and the stepson of the late Harry L. Pennington of Huntsville. He was elected student-body president at Montgomery's Sidney Lanier High School and Speaker of the House of both the YMCA Youth Legislature and Boys' State.

Chief Justice Parker and his wife, the former Dottie James of Auburn, have been married for 38 years. Dottie served as Supervisor of the Alabama Governor's Mansion during the administration of Alabama Governor Fob James. They are members of Frazer Memorial United Methodist Church.

# JUSTICES OF THE SUPREME COURT OF ALABAMA



**Associate Justice Michael F. Bolin** was born in, and is a lifetime resident of, Jefferson County, Alabama. He attended elementary school in Birmingham, being accepted into the first magnet school for scholastic achievement. He then attended Homewood Junior High School, and graduated from Shades Valley High School in 1966 as a member of the National Honor Society. In 1970, he received his B.S. in Business Administration from Samford University. In 1973, he received his J.D. from Cumberland School of Law, graduating *cum laude*. At Cumberland, he was on the Dean's List and served as Associate Editor of the Cumberland-Samford Law Review. He was later inducted into Curia Honors, Cumberland's leadership and honor society.

Justice Bolin was a practicing attorney in Birmingham from 1973 through 1988, when he was elected as Probate Judge of Jefferson County. He was re-elected to that position in 1994 and 2000. He served in that position until his

election to the Alabama Supreme Court in 2004, and began serving as an Associate Justice in January 2005.

Justice Bolin was active in the Alabama Probate Judges Association, serving as chairman of various association committees. He was elected by his peers as President, Secretary, and Treasurer of the Probate Judges Association. He served on the Children's Code Committee, Probate Procedures Committee, Adoption Committee, and Paternity Committee of the Alabama Law Institute. He authored the Putative Father Registry law in Alabama, which protects the rights of all parties in adoption proceedings. He received the national award from the "Angels of Adoption" organization in Washington, D.C. in 2000 for his service to adoptive families. He additionally served as Chief Election Official, Chairman of the Alabama Electronic Voting Committee, and as Vice Chairman of the Governor's Commission on Consolidation, Efficiency, and Funding in 2003. He is a member of the Vestavia-Hoover Kiwanis Club.

Justice Bolin and his wife, Rosemary, have one daughter, Leigh Anne. They attend St. Peter the Apostle Church in Hoover.

# JUSTICES OF THE SUPREME COURT OF ALABAMA



## **Associate Justice James Gregory "Greg"**

**Shaw** was born in 1957 and raised in Birmingham, where he graduated from Banks High School. Justice Shaw graduated from Auburn University in 1979, receiving a B.S. degree with a major in Chemistry. He is married to S. Samantha "Sam" Shaw. Justice Shaw met Sam while at Auburn, and they married in August 1980, just before Justice Shaw's second year of law school. Sam was elected Alabama's State Auditor in 2006 and reelected in 2010.

In 1982, Justice Shaw graduated in the top 10% of his class from Samford University's Cumberland School of Law. While at Cumberland, he received the American Jurisprudence Award for excellence in the study of evidence under Professor Charles Gamble, the author of the preeminent evidence treatise in Alabama.

After his admission to the Alabama State Bar in 1982, Justice Shaw worked with a small law firm in St. Clair County. He later started his own general law practice in Birmingham. In the fall of 1984, Justice Shaw joined the staff of Supreme Court Associate Justice Janie L. Shores and moved

to Montgomery. After serving as Justice Shores' staff attorney for one year, he joined the staff of Supreme Court Associate Justice James Gorman Houston, Jr., in the fall of 1985, where he served as Justice Houston's senior staff attorney for over 15 years. Justice Shaw was elected to the Alabama Court of Criminal Appeals in 2000 and was reelected to the Court in 2006. On March 16, 2007, Justice Shaw was appointed Chief Judge of the Alabama Court of the Judiciary. Justice Shaw served on both the Alabama Court of Criminal Appeals and the Alabama Court of the Judiciary until January 20, 2009, when, after being elected in 2008, he assumed the office of Associate Justice of the Supreme Court of Alabama. He was reelected to the Supreme Court in 2014 and 2020.

Justice Shaw completed the Master of Laws Program at the University of Virginia School of Law in 2004, receiving the degree of Master of Laws (LL.M.) in the Judicial Process. He graduated with 30 other state and federal judges selected nationwide and he is one of only 3 judges from Alabama to participate in the program. Justice Shaw is an Honorary Master of the Bench of the Hugh Maddox Inn of Court in Montgomery and has served on the Alabama State Bar's Committee on Archives and History. Justice Shaw also serves as the Supreme Court's liaison on the Standing Committee of the Rules of Evidence.

Justice and Mrs. Shaw have two sons. Gregory graduated from the United States Military Academy at West Point in 2007 with a degree in mechanical engineering. He is married to Dr. Elise Shaw. Christopher, "CJ," graduated in May 2009 from Georgia Tech with an honors degree in mechanical engineering. He is married to Dr. Nicole Shaw. Justice and Mrs. Shaw are members of Auburn United Methodist Church.

# JUSTICES OF THE SUPREME COURT OF ALABAMA



**Associate Justice Alisa Kelli Wise**, a graduate of Prattville High School, received a B.S. in Biology, with a minor in Nursing, from Auburn University and a Juris Doctorate from Jones School of Law. She later earned a Master of Public Administration from Auburn University Montgomery where Justice Wise was the recipient of the 2005 Outstanding Graduate Award by the AUM Department of Political Science and Public Administration. Recently, Justice Wise was honored to be named as one of AUM's Top 40 Graduates during the University's 40th Anniversary Celebration.

During her legal career, Justice Wise worked in the Governor's Legislative Office, served as legal counsel for ProStaff HRM, Inc., and was associated with the law firms of John Taber & Associates and Pittman, Pittman, Carwie & Fuquay. Prior to her election to the bench, she served as a staff attorney on the Court of Criminal Appeals and the Alabama Supreme Court. Justice Wise was first elected to the Alabama Court of Criminal Appeals in 2000 becoming the youngest woman ever elected to sit on an Alabama Appellate Court. She was re-elected in 2006 and was later selected to serve as Presiding Judge of the Alabama Court of Criminal Appeals. Justice Wise was

elected to the Supreme Court of Alabama in 2010.

Committed to helping at-risk children, Justice Wise was appointed by Governor Bob Riley to serve on the Alabama Council on Juvenile Justice and Delinquency Prevention in 2003 and reappointed in 2006. Judge Wise currently serves on the Alabama Law Institute Criminal Code Committee tasked with helping to re-write the Alabama Criminal Code and the Advisory Committee on Criminal Procedure. In addition, Judge Wise serves on the board of directors for the Family Sunshine Center, Distinguished Young Woman of Alabama, Montgomery Museum of Fine Arts, Hands On River Region, Junior League of Montgomery and Max Credit Union.

Justice Wise and her husband, former Montgomery County District Court Judge Arthur Ray, are the proud parents of Hanah-Mathis, a sophomore at St. James School. They are active members of St. James United Methodist Church.



# JUSTICES OF THE SUPREME COURT OF ALABAMA



**Associate Justice Tommy Elias Bryan** was raised on a family farm in Crenshaw County, Alabama, where his parents taught him the values of faith, family, and hard work. He is the son of Margie Spivey Bryan and the late Elias Daniel Bryan.

A 1974 graduate of Brantley High School, Justice Bryan continued his education at Troy State University, where he received Bachelor of Science and Master of Science degrees in education. In 1983, he graduated from Jones School of Law. After graduating from law school, Justice Bryan served as a staff attorney for the Alabama Court of Criminal Appeals.

In 1987, Justice Bryan became an assistant attorney general for the State of Alabama, serving as an associate general counsel for Alabama's environmental department. In this position he gained valuable experience in defending and interpreting highly technical and scientific regulations and standards, as well as drafting administrative orders and reviewing legislation pertaining to environmental issues.

In 2004, Justice Bryan successfully campaigned for a seat on the Alabama Court of Civil Appeals and was sworn into office as a Judge on that court in January 2005. Justice Bryan was victorious in his own reelection effort to the Court of Civil Appeals in November 2010. In 2012, Justice Bryan was elected to the Alabama Supreme Court. Also, in 2012, Justice Bryan was named "Judge of the Year" by the Family Law Section of the Alabama State Bar.

Justice Bryan is a member of the Alabama Bar Association, where he serves as a member of the Environmental Law and Appellate Practice Sections, and he has served as vice chairman of the Quality of Life Committee. He is also a member of the Montgomery County Bar Association. He has been admitted to practice before the United States Supreme Court and the United States Courts of Appeals for the Eleventh Circuit and the District of Columbia.

Justice Bryan is married to the former Pamela Mizzell from Tuscaloosa, and they have two children, a daughter, Thomason, and a son, Tucker. The Bryan family attends Montgomery's First Baptist Church. Justice Bryan is a Deacon there and sings in the sanctuary choir. He also teaches a young-married-adult Sunday School class.



# JUSTICES OF THE SUPREME COURT OF ALABAMA



**Associate Justice William B. Sellers** was appointed by Governor Kay Ivey in May 2017 to fill a vacancy on the Supreme Court of Alabama.

Justice Sellers received a Bachelor of Arts degree from Hillsdale College in 1985, a Juris Doctorate from the University of Alabama in 1988, and a Masters of Laws in Taxation from New York University in 1989. Justice Sellers practiced law in Montgomery for 28 years. He maintained a general business practice with emphasis on taxation, business organizations and finance. A major part of Justice Sellers's practice involved tax litigation.

Justice Sellers is a member of numerous civic organizations and professional associations. In 2012, he received the President's Award for service to the Alabama Bar Association. In 2013, Governor Robert Bentley appointed Justice Sellers to the Alabama State Council on the Arts. In August 2014, Justice Sellers was elected chairman of the Fair Ballot Commission. He is past president of the Rotary Club of Montgomery, past chairman of the Montgomery Area Business Committee for the

Arts, chairman of the River Region United Way Campaign in 2008, and past chairman of the YMCA of Greater Montgomery. Justice Sellers was a member of the Electoral College in 2004, 2008, 2012, and 2016.

Justice Sellers is admitted to practice before the United States Supreme Court, the Supreme Court of Alabama, the District of Columbia Court of Appeals, the United States District Courts for the Middle and Northern Districts of Alabama, the United States Court of Appeals for the Eleventh Circuit, and the United States Tax Court. He is a member of the Alabama State Bar, the Montgomery County Bar Association, and the District of Columbia Bar. Since 2014, he has served as the community liaison with the International Officers School at Maxwell Air Force Base.

Justice Sellers and his wife, Lee, have been married for 33 years. They are members of Trinity Presbyterian Church and have three adult children.

# JUSTICES OF THE SUPREME COURT OF ALABAMA



**Associate Justice Brady E. (Brad) Mendheim, Jr.**, was appointed to the Alabama Supreme Court on January 22, 2018, by Governor Kay Ivey to fill a vacancy created by the retirement of Associate Justice Glenn Murdock. Before his appointment, Justice Mendheim served as a circuit judge for the 20th Judicial Circuit (Henry and Houston Counties), a position he had held since 2009. From 2001 until 2009, Justice Mendheim served as a district judge in Houston County. From 2001 until his appointment as an Associate Justice, he was appointed specially by various Chief Justices to preside over more than 250 cases in more than 40 Alabama counties.

As a district and circuit judge, Justice Mendheim was a long-time faculty member of the Alabama Judicial College and an active member of the Circuit Judges Education Committee. Justice Mendheim has served on the Supreme Court's Advisory Committee on the Rules of Civil Procedure, the Statewide Committee on Drug Courts, the Chief Justice's Judicial Reallocation Task Force, and the Weighted Caseload Committee.

Before becoming a judge in 2001, Justice Mendheim was an assistant district attorney for the 20th Judicial Circuit for almost seven years.

During that time he served on the board of directors of the Southeast Alabama Child Advocacy Center. Before becoming an assistant district attorney, he worked with a general-practice law firm in Dothan with a focus on defense in civil litigation.

Justice Mendheim attended Dothan city schools, graduating from Northview High School. He graduated from Auburn University with high honors and from Samford University's Cumberland School of Law in 1993. In law school, he was a member of the law review *American Journal of Trial Advocacy* and also served as a legal-research and writing instructor to first-year law students.

Justice Mendheim's parents are the late Brady and Nancy Mendheim. Justice Mendheim and his wife, Michelle, who is from Piedmont, Alabama, have been married for more than 25 years, and they have 3 sons. Justice Mendheim and his family are longtime members of First Baptist Church of Dothan, where he serves as a Sunday school teacher, deacon, and church trustee.

# JUSTICES OF THE SUPREME COURT OF ALABAMA



**Associate Justice Sarah Stewart**, a longtime resident of Mobile, was elected to the Supreme Court of Alabama in November 2018. She is the daughter of Reginald and Suzanne Hicks. Her only brother, Charlie Hicks, was an attorney in Mobile until his untimely death in 2014. Justice Stewart and her family lived all over the world for the majority of her childhood while her father worked as a petroleum geologist.

In 1981, Justice Stewart graduated from Union High School in Tulsa, Oklahoma; she earned a Bachelor of Arts and a Master of Arts in Communication at the University of Arkansas in 1985 and 1986. While in college, she was a member of Kappa Alpha Theta, Mortar Board, Omicron Delta Kappa, and Order of Omega and served as president of the Student Government Association her senior year. In 1992, Justice Stewart earned her J.D. from Vanderbilt Law School where she was vice president of the Law Student Association.

After graduating from Vanderbilt, Justice Stewart practiced law with Hand Arendall LLC, Ezell & Sharbrough LLC, and finally with her

brother, Charlie. As a lawyer, Justice Stewart was the first female president of the Mobile Young Lawyers and served on many local and state bar committees. Justice Stewart was appointed a circuit judge in the 13th Judicial Circuit by Governor Riley in 2006 and ran for the position three times unopposed. As a circuit judge, Justice Stewart handled thousands of civil and criminal cases, ranging from simple car wrecks to multi-million dollar business disputes and from possession of marijuana to capital murder. During her 13 years as a circuit judge, Justice Stewart served as the co-chair on Professionalism in the Bench and Bar, on the Supreme Court's standing committee on the Alabama Rules of Evidence, and on many other Alabama State Bar and judicial committees. Justice Stewart was active in the leadership of the Circuit Judges Association, serving as Education Chair for eight years and was elected by her fellow judges in July 2018 as the first female president of the Circuit Judges Association.

Justice Stewart has been active in the Mobile community as a member of Leadership Mobile, Junior League of Mobile, 15 Place Homeless Service Center Board, Girl Scouts of the Magic Empire Board, and Ashland Place Methodist Church.

Justice Stewart is married to Craig Richard Stewart originally of Selma. Craig is a manager for Express Oil. They have two children, Mariah Suzanne Stewart 23, who, after graduating Phi Beta Kappa from Millsaps College, is in the process of applying for a PhD program in cancer DNA research; and Charlene Rachel Stewart 20, who, after graduating as valedictorian from UMS High School in Mobile, is attending Hendrix College as a Provost Scholar.



# JUSTICES OF THE SUPREME COURT OF ALABAMA



**Associate Justice James L. “Jay” Mitchell** was elected to the Alabama Supreme Court in 2018.

Prior to serving on the Supreme Court, Justice Mitchell was an accomplished litigation attorney with Maynard, Cooper & Gale, P.C. During his time in private practice, he tried a number of complex cases to verdict, successfully handled appeals, and obtained favorable settlements for clients. He was rated as one of the top litigators in the United States and Alabama, and received the highest possible rating for professional ethics. He also served on Maynard, Cooper & Gale’s executive committee, helping to lead strategic and growth initiatives for the firm.

Justice Mitchell was born in Mobile and grew up in South Alabama and in Homewood. He is a graduate of Homewood High School and received his Bachelor of Arts with honors from Birmingham-Southern College, where he graduated Phi Beta Kappa, served as president of the student body, and played forward on the school’s 1995 national championship basketball team. He holds a Master of Arts from University College in Dublin, Ireland, and received his law degree from the University of Virginia School of Law.

Justice Mitchell has long been active in organizations that benefit the community and enhance the legal profession. In addition to his service with other organizations, he is a member of the Rotary Club of Birmingham and serves on the board of directors at Cornerstone School, an inner city Christian school. He is also a member of the Federalist Society.

Justice Mitchell and his wife, Elizabeth, have been married for 20 years and have four children. They reside in Homewood and are longtime members of Church of the Highlands.

## CLERK OF THE SUPREME COURT OF ALABAMA



**Julia Jordan Weller**, a native of Montgomery, Alabama, attended Hollins University and obtained her undergraduate degree from the University of Alabama in 1985. She obtained her Juris Doctorate from Cumberland School of Law in 1988. Since that time, she has served as a law clerk to the Honorable Joel F. Dubina on both the United States District Court and the United States Eleventh Circuit Court of Appeals.

Mrs. Weller practiced law with firms in both Montgomery and Birmingham where, in addition to handling litigation throughout the State, she also served as an Administrative Law Judge for the State Health Planning and Development Agency. In 1998, Mrs. Weller became an Assistant United States Attorney, eventually becoming the First Assistant United States Attorney (Chief of Staff) in the Middle District of Alabama. She later worked as the Chief Administrative Law Judge for the State Personnel Board and thereafter as the Chief Administrative Law Judge for the Office of Attorney General. She became the Clerk of the Supreme Court of Alabama on July 16, 2013.

Mrs. Weller is married to Christopher W. Weller, Sr., a shareholder with the law firm of Capell and Howard in Montgomery, Alabama. The Wellers have two children, Christopher Weller, Jr. and Florence Weller, and attend St. Peter Catholic Church.



**THE SUPREME COURT OF ALABAMA**  
**FILINGS & DISPOSITIONS REPORT**  
*OCTOBER 1, 2020 THROUGH SEPTEMBER 30, 2021*

| Case Type  | Cases Filed | Cases Disposed | Avg. Days to Disp. * | Through-put   | Pending at Start | Pending at End | Net Change  |
|--|-------------|----------------|----------------------|---------------|------------------|----------------|-------------|
| Direct Appeal  | 308         | 355            | 230                  | 115.25        | 226              | 179            | -47         |
| Direct Appeal (Death Penalty)  | 1           | 1              | 6                    | 100.00        | 0                | 0              | 0           |
| Alabama State Bar Appeal   | 1           | 1              | 35                   | 100.00        | 0                | 0              | 0           |
| Certified Question   | 1           | 2              | 279                  | 200.00        | 2                | 1              | -1          |
| Petition for Writ of Certiorari to the Court of Criminal Appeals                 | 246         | 276            | 93                   | 112.19        | 62               | 32             | -30         |
| Petition for Writ of Certiorari to the Court of Criminal Appeals (DEATH PENALTY) | 7           | 12             | 855                  | 171.42        | 44               | 39             | -5          |
| Petition for Writ of Certiorari to the Court of Civil Appeals                    | 111         | 126            | 86                   | 113.51        | 42               | 27             | -15         |
| Miscellaneous Criminal Petition  | 4           | 4              | 25                   | 100.00        | 0                | 0              | 0           |
| Miscellaneous Civil Petition   | 3           | 4              | 29                   | 133.33        | 4                | 3              | -1          |
| Petition for Permission to Appeal  | 6           | 10             | 170                  | 166.66        | 4                | 0              | -4          |
| Petition for Writ of Mandamus: Criminal  | 77          | 77             | 42                   | 100.00        | 8                | 8              | 0           |
| Petition for Writ of Mandamus: Civil   | 139         | 161            | 127                  | 115.82        | 74               | 52             | -22         |
| <b>REPORT TOTAL</b>  | <b>904</b>  | <b>1,029</b>   | <b>164</b>           | <b>113.82</b> | <b>466</b>       | <b>341</b>     | <b>-125</b> |

|  |  |
|--|--|
| Cases Disposed by Deflection: 57 5.53% | CASES DISPOSED THROUGH MEDIATION 24<br>CASES DISPOSED AFTER REINSTATEMENT FROM MEDIATION 108 |
|--|--|

|  |   |   |
|--|---|---|
| <b>DECISIONS IN DISPOSED CASES:</b><br># of Decisions WITHOUT OPINION: 895<br># of Decisions WITH OPINION: 134 | <b>REHEARINGS:</b><br># of Rehearings FILED: 46<br># of Rehearing RULINGS: 32 | <b>REINSTATEMENTS:</b><br>Number of Reinstated Cases: 11<br>Number of Reinstated Cases Disposed: 11 |
|--|---|---|

\* Calculations based on the # of days from the start of the case to the finalizing entry in the docket, normally the issuance of the Certificate of Judgment.

# ALABAMA COURT OF CRIMINAL APPEALS



Seated, from left to right: Judge J. Elizabeth Kellum, Presiding Judge Mary Becker Windom and Judge J. Chris McCool.  
Standing, from left to right: Judge J. William Cole and Judge Richard J. Minor.

**T**he Alabama Court of Criminal Appeals is a five-judge court having exclusive appellate jurisdiction of all criminal cases, including all post-conviction writs arising therefrom. The Court has authority to issue remedial writs necessary to give it general superintendence and control over all trial courts exercising jurisdiction in criminal proceedings. Judgments of the Court of Criminal Appeals are subject to discretionary review by the Supreme Court of Alabama.

## FILINGS

During the 2020-2021 Term, the Court of Criminal Appeals had a total caseload of 1,649 cases, of which 1,016 were new filings. The 1,016 new filings in the 2020-2021 Term represent a 11.88% decrease in filings from the preceding term, and a 25.13% decrease in filings from the number of filings five years earlier. This signifi-

cant decrease is attributable to the COVID-19 pandemic. During the Court Term, many circuit courts suspended with or had minimal jury trials due to the continuing pandemic. The filing of notices of appeal to this Court has been directly impacted by the trial courts' inability to resolve criminal matters during the COVID-19 pandemic.

According to the most recent data maintained by the National Center for State Courts, the Alabama Court of Criminal Appeals ranks fourth among all intermediate courts of appeals and eleventh among all appellate courts in the nation as to the number of cases filed per judge. For the 2020-2021 Term, there were an average of 203 filings per judge.

# ALABAMA COURT OF CRIMINAL APPEALS

## DISPOSITIONS

In the 2020-2021 Term, the Court of Criminal Appeals disposed of 1,134 cases – 776 appeals and 358 petitions. The Court's throughput for the 2020-2021 Term was 111.6%, causing the Court to begin the 2021-2022 Term with 118 less cases than were pending at the start of the 2020-2021 Term. (See Table 3 for an analysis of the dispositions.)

## DECISIONS

The Court of Criminal Appeals issued 592 decisions in submitted appeals during the 2020-2021 Term. Of these decisions, trial court judgments were affirmed in 450 appeals; trial court judgments were reversed and the causes were remanded in 29 appeals; 44 appeals were dismissed; 62 appeals were remanded to the trial courts with instructions; 5 appeals were affirmed in part and reversed in part; and 2 appeal was transferred to another court. Written opinions were released in 74 appeals. Memorandum decisions were released in 426 appeals. The Court issued 92 orders in submitted cases. Of those 92 orders, 42 orders were dispositive in nature, 48 orders remanded the matter to the trial court with instructions, and 2 orders transferred the appeal to another court. Out of the 364 original petitions that were disposed of in the 2020-2021 Term, 7 petitions (1.92% of the total) were granted by the Court.

## TIME STANDARDS

In 1989, the Supreme Court, by order, set a 280-day time standards goal that ran from notice of appeal or the filing of a petition to the initial decision. In April 1995, the original goal was modified to conform to the Times Standards Reference Models recommended by the American Bar Association. The current goal is to issue rulings in 75% of all cases within 290 days from their start, and 95% of all cases within 365 days. In the 2020-2021 Term, 83% of all initial decisions by the Court of Criminal Appeals were released within the 290 days, thus surpassing the 75% goal for the 290-day period by 8%, and 90% were released within 365 days. In the 2020-2021 Term, the average time

from start to the initial decision in all cases decreased by 2 days, from 165 days in the 2019-2020 Term to 163 days in the 2020-2021 Term. The average time from start to the initial decision in submitted cases increased by 3 days, from 266 days during the 2019-2020 Term to 269 days during the 2020-2021 Term. (See Table 4 for five-year summary of Court's Time Standards Performance.)

## JUDGES OF THE ALABAMA COURT OF CRIMINAL APPEALS



**Presiding Judge Mary Becker Windom** was elected to the Alabama Court of Criminal Appeals in 2008, and became the Court's Presiding Judge in 2012 and was reelected to the Court in 2014 and 2020.

Judge Windom was born in Mobile and was raised in Bay Minette in a family dedicated to public service. Her late mother, Ina Becker, was the former Tax Assessor of Baldwin County. Her late father, Earl V. Becker, was a rural mail carrier for more than 40 years. Judge Windom attended public schools in Bay Minette, graduating from Baldwin County High School in 1977 in the top of her class. In 1982, she earned her bachelor's degree from the University of South Alabama.

Following her graduation, Judge Windom worked to help build the local economy, working for two Chambers of Commerce. She served as Executive Director of the Bay Minette Chamber of Commerce, then as Director of Membership for the Mobile Area Chamber of Commerce.

Ultimately, she decided to return to school to earn her law degree. She graduated *magna cum*

*laude* from the Thomas Goode Jones School of Law at Faulkner University in Montgomery in 1999. While in law school, she served on the Board of Editors of the Jones Law Review.

Judge Windom began her legal career in private practice and later became an Assistant United States Attorney in the Southern District of Alabama. Immediately prior to joining the Court of Criminal Appeals, she served as a Deputy Attorney General for the State of Alabama.

She is a member of the Mobile and Montgomery Bar Associations. She is admitted to practice in the United States District Court for the Southern District of Alabama, in the United States Court of Appeals for the Eleventh Circuit, and in the Supreme Court of the United States. She presently serves on the Alabama Supreme Court Advisory Committee on the Rules of Criminal Procedure. She has also served on the Chief Justice's Commission on Professionalism and the Judicial Study Commission Sub-Committee on Indigent Defense. Additionally, Judge Windom has served as a Special Justice for the Alabama Supreme Court.

Judge Windom has served the communities in which she has lived by serving on the Board of Directors of Junior Achievement of Mobile, the National Board of Distinguished Young Women, the Board of Directors of the Montgomery Humane Society, and the Board of Directors of Alabama Children First. She is a current member of the Children's Harbor Anchor Society.

She is married to Steve Windom, who served in the Alabama State Senate from 1989-98. He also served as Lieutenant Governor from 1999-2003. They have two sons, Robert and Thomas. Both are attorneys: Robert is legal counsel at Apple, Inc., in Los Angeles, and Thomas is an Assistant United States Attorney in Maryland. They have three granddaughters and one grandson.

The Windoms are members of the Church of Christ.



# JUDGES OF THE ALABAMA COURT OF CRIMINAL APPEALS



**Judge J. Elizabeth "Beth" Kellum** grew up in the Tuscaloosa County town of Vance. She is the daughter of Peggy and Milton Kellum and has one brother, Brian Kellum. Growing up, Beth and her family were members of Vance Baptist Church. Beth is a product of Alabama's public-school system, graduating from Brookwood High School in 1977. Beth was her high school's representative to Alabama Girls State; she was also named a National Merit Scholar, receiving a four-year scholarship which she used to attend the University of Alabama.

Judge Kellum received both her undergraduate and law degrees from the University of Alabama--a B.A. *cum laude* in May 1981, and a J.D. in May 1984. As an undergraduate, she majored in political science and minored in history; she was a Dean's List student and was also elected to Phi Beta Kappa. As a result of her interest in government and public service, she worked as a congressional intern in Washington, D.C. in 1978, interning for her Congressman, Walter Flowers--then the representative from Alabama's Seventh District. In law school she was active in numerous activities, including the SBA Senate, Law Week, and Phi Alpha Delta legal fraternity; she also clerked part-time for a local circuit judge. She was awarded the American Jurisprudence prize for Securities Regulation in 1983, and the American Jurisprudence prize for Labor Law in 1984.

Although interested in many aspects of the law, Judge Kellum was particularly drawn to public service. After completing a judicial clerkship, she was hired in 1985 by Attorney General Charles Graddick as an Assistant Attorney General. She worked in the criminal appeals division where she primarily prosecuted appeals before the Court of Criminal Appeals and the Alabama Supreme Court; however, she also handled cases in the United States District Court for the Northern, Middle, and Southern Districts of Alabama and the United States Court of Appeals for the Eleventh Circuit. Her work as an Assistant Attorney General led to an offer to become a Staff Attorney for the Court of Criminal Appeals from 1987 until 1990.

Judge Kellum then went into private practice with the Montgomery law firm of Robison & Belser, P.A., working on a wide variety of civil and criminal cases in state and federal courts that dealt with diverse and complex legal issues. While Judge Kellum enjoyed private practice and the challenging cases she worked on, she realized that she had never lost her desire for public service--a desire that led her back to the Court of Criminal Appeals in 1997 to work as a Senior Staff Attorney for the newly-elected Judge Jean Brown. She worked as a Senior Staff Attorney for the Alabama Supreme Court from 1999 until 2001, before returning to the Court of Criminal Appeals as the Senior Staff Attorney for then newly-elected Judge Kelli Wise. After working with appellate judges on a day-to-day basis, she qualified as a candidate for the Court of Criminal Appeals and was elected to the Court in November 2008.

Judge Kellum is a member of the First Baptist Church of Montgomery. She has served as a docent at the Montgomery Museum of Fine Arts, and is a member of a number of professional, civic, and political organizations--including the Montgomery County Bar Association, Farrah Law Alumni Society, Alabama Bench and Bar Historical Society, League of Women Voters, Federalist Society, Landmarks Foundation of Montgomery, and various Republican organizations. Her hobbies include reading, bridge, traveling, genealogy, and music.



## JUDGES OF THE ALABAMA COURT OF CRIMINAL APPEALS



**Judge J. Chris McCool**, a lifelong resident of Pickens County, Alabama, grew up on the family farm near Gordo, Alabama, in the Zion Community. He is the oldest son of Harold and Diane McCool, also of the Zion Community. Judge McCool grew up working on the farm that has been in his family for five generations, and which he now manages for his parents.

In 1985, Judge McCool graduated from Pickens Academy as valedictorian. He earned a Bachelor of Arts degree *summa cum laude* from the University of Alabama in 1990, with a double major in History and Classics. In 1990, he received the Algernon Sydney Sullivan Award for outstanding senior man at the University of Alabama. He also served in the Student Government Association as a member of the Student Senate, and as Chief Justice of the Student Court during his undergraduate tenure.

Judge McCool graduated from the University of Alabama School of Law in 1993, where he served as an Associate Justice and ultimately as Chief Justice of the Honor Court. He was a member of the Alabama Law Review.

Immediately after graduation, Judge McCool returned to his hometown of Gordo to practice law with local attorney C.O. Burkhalter. In 1995, he was appointed to serve as the first ever full-time Assistant District Attorney for Pickens County, and in 2001 he was appointed District Attorney for the 24th Judicial Circuit, comprised of Fayette, Lamar, and Pickens Counties.

During his career in public service, Judge McCool served in various leadership roles, serving on the Executive Committee of the Alabama District Attorneys Association (“the ADAA”) for 10 years and as its president, vice president, and treasurer during that time. In 2007, he was named “Prosecutor of the Year” by VOCAL (Victims of Crime and Leniency) and “District Attorney of the Year” by the ADAA. He was also named “Prosecutor of the Year” by the Alabama Forest Owners Association in 2012. Since 2010, he has served as a member of the Alabama Supreme Court’s Standing Committee on the Alabama Rules of Evidence, and he was a longstanding member of the Northern District U.S. Attorney’s Law Enforcement Coordinating Committee.

Both in private practice and as a prosecutor, Judge McCool handled thousands of felony cases and tried dozens of jury trials, ranging from misdemeanor appeals to capital murder cases. He was instrumental in bringing a Drug Court to the 24th Judicial Circuit. Judge McCool served as a municipal court judge for the municipalities of Reform and Pickensville, as well as an adjunct professor in the Trial Advocacy Program at the University of Alabama School of Law from 1998 to 2000.

Judge McCool and his wife, Sherri, live about ten miles north of Gordo, Alabama, in the Zion Community. They have four children and a son-in-law, all of whom are members of Zion Primitive Baptist Church, which Judge McCool pastors. He has lived on the same dirt road all his life and has been blessed to raise his children on the family farm.

# JUDGES OF THE ALABAMA COURT OF CRIMINAL APPEALS



**Judge J. William “Bill” Cole** was born and raised in Birmingham, Alabama. He is the son of the late Judge William H. Cole and Sally Grant Cole. After graduating from high school, he attended Vanderbilt University. He graduated from Vanderbilt in 1989 with a Bachelor of Arts degree in English and Political Science. He then attended the University of Alabama School of Law and received his law degree in 1992.

After law school, Judge Cole returned to Birmingham and began practicing law with a firm that eventually became Luker, Cole & Associates. He represented clients throughout the State of Alabama in cases including civil, criminal, domestic relations, family court and probate court. In his 13 years of practicing law, Judge Cole focused on criminal cases in state, federal, municipal, and appellate courts. His appellate practice included representing clients in the Alabama Court of Criminal Appeals, the Supreme Court of Alabama, the United States Court of Appeals for the Eleventh Circuit, and the United States Supreme Court. While a practicing attorney, Judge Cole served as a special prosecutor and a special circuit court judge. He also served as a municipal court judge in Morris, Alabama, for approximately 4 years.

In 2005, Judge Cole was appointed by Governor Bob Riley to serve as a Jefferson County Circuit Judge. He was subsequently elected twice by the citizens of Jefferson County to serve six-year terms as a judge in the Criminal Division. In this capacity as a circuit court judge, he presided over thousands of criminal cases and more than 175 felony jury trials.

Judge Cole is a member of the Birmingham Bar Association, the Alabama Bar Association, and the American Bar Association. He has served for years as a member of the Advisory Council to the Alabama Sentencing Commission and has represented the Alabama Circuit Judges Association on the Victim Notification Implementation Task Force. He is also a member of the Kiwanis Club of Birmingham and is active in many clubs and organizations.

In November 2018, Judge Cole was elected to serve a six-year term on the Alabama Court of Criminal Appeals.

Bill Cole has been married to Kelli Clayton Cole for over 26 years. They have 4 children ages 27, 22, 19 (twins). He is active in the community and coached little league baseball and soccer for over 10 years. The Coles are members of Canterbury United Methodist Church, where Kelli and Bill served as youth Sunday school teachers for 12 years.

# JUDGES OF THE ALABAMA COURT OF CRIMINAL APPEALS



**Judge Richard J. Minor** was elected to the Alabama Court of Criminal Appeals on November 6, 2018. Prior to his election, Judge Minor was the District Attorney for St. Clair County. He is the son of Larry and Pam Minor of Pell City, Alabama. His twin brother is a District Court Judge in St. Clair County.

Judge Minor graduated from Auburn University in 1990 (B.A. in Criminal Justice, *summa cum laude*) and from Cumberland School of Law at Samford University in 1993. During law school, Judge Minor was a member of the American Journal of Trial Advocacy, served as a Cordell Hull Teaching Fellow for first-year law students, and was a Samford Senator.

Judge Minor began his career as a public servant, serving first as an Assistant District Attorney in both Tuscaloosa County and Jefferson County and then as an Assistant Attorney General in the Criminal Trials and Violent Crimes Divisions under Alabama Attorneys General Jeff Sessions and Bill Pryor, Jr. Judge Minor served as the Chief Trial Attorney in the St. Clair County District Attorney's Office before being elected District Attorney in 2004. In 2006, he was appointed as a

Special Prosecutor and Acting Attorney General for the State of Alabama overseeing the State of Alabama's interest in a joint federal and state investigation of public corruption in the Post-Secondary System of Alabama.

As District Attorney, Judge Minor was a founding member of the St. Clair County Community Corrections and Punishment Authority, which helped establish a Community Corrections program, an Adult Drug Court, a Veterans Court, and a Mental Health Court. He was an active member of the Alabama District Attorneys Association where he was elected by his peers as President, Vice President, and Secretary/Treasurer of the association.

Judge Minor currently serves as Chairman of the State of Alabama Advisory Committee on Criminal Procedure. He has also served on the Governor's Advisory Council on Juvenile Justice, the Governor's Juvenile Crime Enforcement Coalition, the Alabama Sentencing Commission Standards Committee, the Alabama Pattern Jury Instructions (Criminal) Committee, the Review Committee for Alabama's Protocol for the Examination and Treatment of Sexual Assaults, and the Executive Committee of the Alabama Republican Party representing St. Clair County. He is a member of the Federalist Society for Law and Public Policy Studies. Judge Minor believes it is the duty of the judiciary to say what the law is, not what it should be.

Judge Minor is a member of the St. Clair County and Alabama Bar Associations. He is admitted to practice in the Northern District Court of Alabama and in the Supreme Court of the United States. He is an alumnus of the National College of District Attorneys, the National Advocacy Center, and Leadership Alabama.

Judge Minor is married to the former Angela Callahan of Pell City, Alabama. They have three children. The Minors are active members of Church of the Highlands.



## CLERK OF THE ALABAMA COURT OF CRIMINAL APPEALS



**On June 26, 2012** Scott Mitchell was appointed Clerk of the Court of Criminal Appeals of Alabama, effective August 1, 2012. He is the fourth individual to serve as Clerk of the Court since its establishment in 1969.

A native of Wilcox County, he is the son of Curtis and Bonnie Mitchell. He received his early education at Wilcox Academy in Camden. In 1999, he received the Bachelor of Science degree in business administration and history from Erskine College in Due West, South Carolina. While a student at Erskine, he served as senior class president. Mr. Mitchell received his Juris Doctor from the University of Alabama in 2002.

Upon graduation from law school, Mr. Mitchell entered private practice with the Montgomery law firm of Beers, Anderson, Jackson, Hughes, and Patty, P.C. In 2006, he became a staff attorney for the Court of Criminal Appeals. From 2007 until 2009, he served as a staff attorney for

Chief Justice Sue Bell Cobb. He also served as Chief of Staff and Legislative Liaison for the chief justice from 2009 until 2011. From 2011 until his appointment as Clerk of the Court of Criminal Appeals, Mr. Mitchell served as a staff attorney with the Alabama Administrative Office of Courts.

Mr. Mitchell served on the Board of Trustees of his alma mater, Erskine College, from 2005 until 2011. At the age of 32, he was elected Chairman of the Erskine College Board of Trustees and at the time was one of the youngest individuals in the nation to chair the governing board of an institution of higher learning. Erskine College awarded him its Outstanding Young Alumni Award in 2009. Mr. Mitchell was a member of Class V of the Alabama State Bar Leadership Forum. He currently serves on the executive committee of the National Conference of Appellate Court Clerks.

Mr. Mitchell is married to the former Mary Martin Majors who serves as assistant counsel with the Alabama Department of Revenue. The Mitchells attend St. John's Episcopal Church.



**ALABAMA COURT OF CRIMINAL APPEALS**  
**FILINGS & DISPOSITIONS REPORT**  
*OCTOBER 1, 2020 THROUGH SEPTEMBER 30, 2021*

| <b>COURT OF CRIMINAL APPEALS<br/>CASES DOCKETED AND DISPOSED<br/>FY 2021 TERM (TABLE 1)</b>      |                      |                        |                  |                    |
|--|----------------------|------------------------|------------------|--------------------|
| Cases Docketed   | Number of Cases      |                        |                  |                    |
| Cases Carried Forward from FY 2020 Term  | 633                  |                        |                  |                    |
| New Cases  | 1,016                |                        |                  |                    |
| Total Cases Before the Court   | 1,649                |                        |                  |                    |
| Total Cases Disposed   | 1,134                |                        |                  |                    |
| Cases Carried Forward to the FY 2022 Term  | 515                  |                        |                  |                    |
| <b>COURT OF CRIMINAL APPEALS<br/>ANALYSIS OF FILINGS BY CASE TYPE<br/>FY 2021 TERM (TABLE 2)</b> |                      |                        |                  |                    |
| Appeals  | # of Appeals by Type | Change From Prior Year | % of All Appeals | % of Total Filings |
| Convictions Appealed (Death)   | 1                    | 100.00%                | 0.15%            | 0.10%              |
| Convictions Appealed (Municipal)   | 8                    | 166.67%                | 1.21%            | 0.79%              |
| Convictions Appealed (Other)   | 180                  | -16.28%                | 27.27%           | 17.72%             |
| Rule 32 Appeals (Death)  | 5                    | 25.00%                 | 0.76%            | 0.49%              |
| Rule 32 Appeals (Non-Death)  | 200                  | -17.36%                | 30.30%           | 19.69%             |
| Juvenile Appeals   | 17                   | 54.55%                 | 2.58%            | 1.67%              |
| Probation Revocation   | 105                  | -3.67%                 | 15.91%           | 10.33%             |
| Restitution Order  | 4                    | -20.00%                | 0.61%            | 0.39%              |
| Mandamus Appeal  | 3                    | -25.00%                | 0.45%            | 0.30%              |
| Certiorari Appeal  | 40                   | -14.89%                | 6.06%            | 3.94%              |
| Habeas Appeal  | 14                   | 16.67%                 | 2.12%            | 1.38%              |
| State Pretrial Appeal  | 4                    | -20.00%                | 0.61%            | 0.39%              |
| Contempt Adjudication  | 0                    | -100.00%               | 0.00%            | 0.00%              |
| Motion to Reconsider Sentence  | 2                    | 200.00%                | 0.30%            | 0.20%              |
| Other  | 77                   | -35.83%                | 11.67%           | 7.58%              |
| <b>Total Number of Appeals Filed</b>   | 660                  | -23.34%                | 100.00%          | 64.96%             |
| <b>Original Petitions</b>  | 356                  | -5.07%                 |                  | 35.04%             |
| <b>Total Cases Filed</b>   | 1,016                | -11.88%                |                  | 100.00%            |

**ALABAMA COURT OF CRIMINAL APPEALS**  
**FILINGS & DISPOSITIONS REPORT**  
*OCTOBER 1, 2020 THROUGH SEPTEMBER 30, 2021*

| <b>COURT OF CRIMINAL APPEALS<br/>ANALYSIS OF DISPOSITIONS<br/>FY 2021 Term (TABLE 3)</b> |                              |                               |                              |                                |
|--|------------------------------|-------------------------------|------------------------------|--------------------------------|
| <b>Appeals</b>   | <b># of Appeals Disposed</b> | <b>Change From Prior Year</b> | <b>% of Appeals Disposed</b> | <b>% of Total Dispositions</b> |
| Affirmed   | 470                          | -2.29%                        | 60.57%                       | 41.45%                         |
| Reversed and Remanded  | 32                           | 14.29%                        | 4.12%                        | 2.82%                          |
| Reversed and Rendered  | 0                            | -300.00%                      | 0.00%                        | 0.00%                          |
| Affirmed in Part/Reversed in Part  | 4                            | 300.00%                       | 0.52%                        | 0.35%                          |
| Dismissed After Submission   | 44                           | 18.92%                        | 5.67%                        | 3.88%                          |
| Transferred by Order   | 6                            | -66.67%                       | 0.77%                        | 0.53%                          |
| Dismissed Prior to Submission  | 217                          | -6.87%                        | 27.96%                       | 19.14%                         |
| Consolidate with Another Appeal  | 2                            | 200.00%                       | 0.26%                        | 0.18%                          |
| Docketed in Error  | 1                            | 100.00%                       | 0.13%                        | 0.09%                          |
| <b>Total Appeals Disposed</b>  | <b>776</b>                   | <b>-18.49%</b>                | <b>100.00%</b>               | <b>68.43%</b>                  |
| <b>Petitions</b>   | <b># of Appeals Disposed</b> | <b>Change From Prior Year</b> | <b>% of Appeals Disposed</b> | <b>% of Total Dispositions</b> |
| Granted  | 6                            | -40.00%                       | 1.68%                        | 0.53%                          |
| Denied/Dismissed   | 284                          | -9.84%                        | 79.33%                       | 25.04%                         |
| Granted in Part/Denied in Part   | 0                            | 0.00%                         | 0.00%                        | 0.00%                          |
| Stricken   | 27                           | 0.00%                         | 7.54%                        | 2.38%                          |
| Transferred  | 40                           | -25.93%                       | 11.17%                       | 3.53%                          |
| Transfer Recalled by Ala. Sup. Ct.   | 1                            | 100.00%                       | 0.28%                        | 0.09%                          |
| <b>Total Petitions Disposed</b>  | <b>358</b>                   | <b>-19.19%</b>                | <b>100.00%</b>               | <b>31.57%</b>                  |
| <b>Total Dispositions</b>  | <b>1,134</b>                 | <b>-18.00%</b>                |                              | <b>100.00%</b>                 |

**ALABAMA COURT OF CRIMINAL APPEALS  
FILINGS & DISPOSITIONS REPORT  
OCTOBER 1, 2020 THROUGH SEPTEMBER 30, 2021**

**COURT OF CRIMINAL APPEALS  
TIME STANDARDS PERFORMANCE  
FOR FY 2017 THROUGH FY 2021 (TABLE 4)**

|  | <b>FY 2017<br/>Term</b> | <b>FY 2018<br/>Term</b> | <b>FY 2019<br/>Term</b> | <b>FY 2020<br/>Term</b> | <b>FY 2021<br/>Term</b> |
|--|-------------------------|-------------------------|-------------------------|-------------------------|-------------------------|
| Percent of Cases Completed within 290 Days               | 89%                     | 91%                     | 89%                     | 84%                     | 83%                     |
| Percent of Cases Completed within 365 Days               | 95%                     | 95%                     | 96%                     | 93%                     | 90%                     |
| Days Required to Complete 50% of the Cases               | 140                     | 120                     | 121                     | 126                     | 115                     |
| Days Required to Complete 75% of the Cases               | 205                     | 193                     | 213                     | 235                     | 218                     |
| Days Required to Complete 95% of the Cases               | 367                     | 364                     | 357                     | 392                     | 429                     |
| Average Number of Days from Notice of Appeal to Decision | 163                     | 150                     | 155                     | 165                     | 163                     |

**COURT OF CRIMINAL APPEALS  
FILINGS AND DISPOSITIONS  
FOR FY 2017 THROUGH FY 2021 (TABLE 5)**

|                       | <b>FY 2017<br/>Term</b> | <b>FY 2018<br/>Term</b> | <b>FY 2019<br/>Term</b> | <b>FY 2020<br/>Term</b> | <b>FY2021<br/>Term</b> | <b>Pct. Change<br/>FY2017 to<br/>FY 2021</b> | <b>Pct. Change<br/>FY2020 to<br/>FY2021</b> |
|-----------------------|-------------------------|-------------------------|-------------------------|-------------------------|------------------------|--|---|
| Cases from Prior Term | 805                     | 709                     | 571                     | 687                     | 633                    | -21.37%                                      | -7.86%                                      |
| New Filings           | 1,357                   | 1,248                   | 1,297                   | 1,153                   | 1,016                  | -25.13%                                      | -11.88%                                     |
| Cases Disposed        | 1,453                   | 1,386                   | 1,181                   | 1,207                   | 1,134                  | -21.95%                                      | -6.05%                                      |
| Cases Carried Over    | 709                     | 571                     | 687                     | 633                     | 515                    | -27.36%                                      | -18.64%                                     |

# ALABAMA COURT OF CIVIL APPEALS



Seated, from left to right: Judge Chad A. Hanson, Judge Terry A. Moore, Presiding Judge William C. Thompson, Judge Christy O. Edwards and Judge Matt Fridy.

**T**he Court of Civil Appeals, composed of a presiding judge and four associate judges, was created by the Alabama Legislature in 1969. The Court has original appellate jurisdiction in all civil appeals where the amount in controversy does not exceed \$50,000; in all appeals from administrative agencies, other than the Alabama Public Service Commission; in all appeals in workers' compensation cases; in all appeals in domestic relation cases, including annulment, divorce, adoption, and child custody; and in statutory cases, including Students First Act and SHPDA, among others. The Supreme Court may also transfer cases filed in that court to the Court of Civil Appeals for disposition. All decisions of the Court are made en banc. Each judge is required to review each case submitted to the Court.

For TY 2021, the Court of Civil Appeals reported a total caseload of 1,603 cases. This figure includes 1,058 new filings and 545 cases that, at the close of the previous term, were not ready for submission, were on rehearing, or were on review to the Supreme Court of Alabama.

The Court of Civil Appeals disposed of 1,045 cases. Of this number, 181 cases or 17.32% were decided with written opinions.

Case filings in TY 2021 increased by .37% from TY 2020. For the five-year period, TY 2017 through TY 2021, filings increased by 14.50%.

The total caseload of the court increased by 3.69% from the previous year. During TY 2021 the court disposed of 1,045 cases: 181 were decided with opinion; 375 were affirmed without opinion; 59 were either dismissed, or writs were granted or denied; and 430 were disposed before submission. The average time from notice of appeal to written decision was 225 days, compared to 228 days for TY 2020.

Of the 615 cases disposed by opinion, summary affirmance, and other reasons, the Court affirmed the judgment of 66.83%; reversed the judgment in 7.64%; in 2.76% of the cases, the judgment was affirmed in part and reversed in part; and, 22.77% were disposed by dismissal or other reason.

## APPLICATIONS FOR REHEARING

An application for rehearing is the method by which one, or both, of the parties requests the court to reconsider its earlier decision in a case. Of the cases that were disposed by submission and decision, 110 applications for rehearing were filed. Approximately 82.11% of the cases on rehearing had no change.



**REVIEW BY THE SUPREME COURT OF  
ALABAMA**

The Supreme Court of Alabama ruled on 127 petitions for certiorari from the Court of Civil Appeals during TY 2021. Approximately 95.45% of those decisions were upheld by the Supreme Court.

# JUDGES OF THE ALABAMA COURT OF CIVIL APPEALS



Support Guidelines. He has served on the Chief Justice's Commission on Professionalism, the Appellate Rules Committee, the Judicial Study Commission, the Alabama Court Improvement Project, the Alabama Juvenile Code Revision Committee, and the Committee on the Future of the Juvenile Justice System. Judge Thompson was the Chief Judge of the Alabama Court of the Judiciary for ten years. He is a member of the Kiwanis Club of Birmingham, a former member of the advisory board of the Service Guild of Birmingham's Early Intervention Program, and a former member of the board of directors of Children First.

Judge Thompson is married to author Melinda Rainey Thompson formerly of Greenville, Alabama, and they have three children. The family attends St. Stephen's Episcopal Church.

**Presiding Judge William Cooper Thompson** was born in January 1962. Judge Thompson grew up in Autauga and Elmore Counties. He attended the University of Alabama, where he completed his Bachelor of Arts degree in 1984. He graduated from the Cumberland School of Law at Samford University with a Juris Doctor degree in 1988.

Judge Thompson, a resident of Homewood, was elected to the Alabama Court of Civil Appeals in 1996 and was re-elected to the court in 2002, 2008, 2014 and 2020. He became presiding judge of the court in 2007. Prior to serving as an appellate judge, Judge Thompson practiced law in both Birmingham and Montgomery, including serving as assistant legal advisor to the Governor of Alabama and working in the law firm of former Chief Justice Perry O. Hooper, Sr.

Judge Thompson serves on the executive committee of the Judicial Inquiry Commission and is a member of the Legislative Coordinating Conference and the Advisory Committee on Child

## JUDGES OF THE ALABAMA COURT OF CIVIL APPEALS



**Judge Terry A. Moore** is a 1990 graduate of the University of South Alabama. He graduated *magna cum laude* from the University of Alabama School of Law in 1993. Following graduation, he entered private practice in the Mobile, Alabama, office of Adams & Reese where he specialized in workers' compensation and civil litigation. In 1998, he became a partner in the Mobile law firm of Vickers, Riis, Murray & Curran, LLC. In 2004, Moore co-founded Austill, Lewis, Pipkin & Moore, P.C., where he served as a member until his election to the Alabama Court of Civil Appeals in 2006.

While practicing law, Moore published numerous articles in legal journals, law reviews, and seminars. In 1998, West Publishing issued Alabama Workers' Compensation, a two-volume treatise that was written by Moore between 1992 and 1997. That treatise is now considered the leading authority on its subject by the appellate courts of Alabama, having been cited in dozens of cases. Moore has used the knowledge he gained from researching this book to teach workers' com-

pensation law to judges, lawyers, and workers' compensation professionals throughout the State and to provide *pro bono* services.

Judge Moore's greatest accomplishments have been his marriage and the birth of his two sons. He married the former Ashlee Stewart of Mobile in 1992. In 1999, they welcomed Michael Alexander "Alex" Moore to the family and in 2003 the family was completed with the birth of Thomas "Pierce" Moore.

## JUDGES OF THE ALABAMA COURT OF CIVIL APPEALS



Judge Edwards is the youngest statewide-elected official who is currently serving, and is the youngest female ever elected to an Alabama appellate court.

Judge Edwards has had articles published in national journals regarding taxation, and she has traveled the state and country speaking about state and local taxation. She is a member of the committee on the Alabama Rules of Professional Conduct and of the committee on the Alabama Canons of Judicial Ethics.

**Judge Christy Olinger Edwards** grew up on a small family farm in West Alabama. She was elected to the Alabama Court of Civil Appeals in November 2018.

Judge Edwards is a 2004 graduate of the University of Alabama's Culverhouse College of Business, where she studied Finance and Economics, and is a 2008 graduate of Faulkner University's Thomas Goode Jones School of Law. In 2014, she graduated *cum laude* from the University of Alabama School of Law with an LL.M. in Taxation.

Judge Edwards has served the people of Alabama for most of her legal career. In September 2016, she was appointed by the Governor as an associate judge of the Alabama Tax Tribunal. Before serving as a judge on the tax tribunal, she was an assistant attorney general and served as legal and policy advisor to the commissioners of the Alabama Department of Revenue. Before joining the Department, she served as an attorney for the Alabama Court of Civil Appeals.



# JUDGES OF THE ALABAMA COURT OF CIVIL APPEALS



**Judge Chad Arthur Hanson** earned his Juris Doctor in 2000 from Mississippi College School of Law. He received a Bachelor of Arts degree in Political Science from the University of Alabama in 1997. Following law school, Judge Hanson entered private practice for 18 years, where he represented thousands of individuals and businesses throughout the State of Alabama primarily in civil and bankruptcy litigation until his election to the Alabama Court of Civil Appeals in November 2018.

Judge Hanson resides in Trussville and is married to the former Joy Gentry of Midfield. They are proud parents of two daughters, Reagan and Riley.

## JUDGES OF THE ALABAMA COURT OF CIVIL APPEALS



and resigned from the House upon his election to the Alabama Court of Civil Appeals.

Judge Fridy previously served as an Adjunct Professor of Business Law at the University of Montevallo. He is a member of the Supreme Court's Standing Committee on the Alabama Rules of Appellate Procedure and the University of Montevallo Foundation Board.

Judge Fridy and his wife Kimberly, a pharmacist, have five children — Jack, Beth, Cate, Emily, and Caroline Mae. They reside in Montevallo and attend Spring Creek Cumberland Presbyterian Church, where Matt serves as an elder on the Session.

**Judge Matt Fridy** was elected to the Alabama Court of Civil Appeals in 2020. Born in Virginia, he grew up in the Birmingham area, attending high school at what is now known as the Jefferson County International Baccalaureate School. He graduated with honors from the University of Montevallo with a degree in History. He earned his law degree, magna cum laude, from Samford University's Cumberland School of Law, where he served as Executive Editor of the Cumberland Law Review and was inducted into Curia Honoris.

After law school, Judge Fridy served a one-year federal clerkship for U.S. District Judge Edwin Nelson. He then joined a Birmingham law firm, where his law practice focused on constitutional law, appellate litigation, and agricultural law. Judge Fridy also served for several years as a staff attorney in the Alabama appellate courts.

In 2014, while serving in private practice, Judge Fridy was elected to the Alabama House of Representatives to represent the citizens of District 73, which comprised parts of Montevallo, Alabaster, Pelham, and Helena. He was reelected in 2018,

## CLERK OF THE ALABAMA COURT OF CIVIL APPEALS



**Rebecca C. Oates** has been employed with the Court of Civil Appeals Clerk's Office since 1990. She served as the Appellate Mediation Administrator for the Court from 2004-2013 and also as Assistant Clerk from 2005-2013. Mrs. Oates was appointed as Clerk of the Court of Civil Appeals in January 2014.

Mrs. Oates received her Masters of Science in Human Resources Management from Troy State University in 1998, Juris Doctor from Jones School of Law of Faulkner University in 1994, and Bachelor of Science from Auburn University in 1981.

Mrs. Oates is a Charter Member of Trinity United Methodist Church in Prattville.

**ALABAMA COURT OF CIVIL APPEALS**  
**FILINGS & DISPOSITIONS REPORT**  
*OCTOBER 1, 2020 THROUGH SEPTEMBER 30, 2021*

| <b>COURT OF CIVIL APPEALS<br/>FILINGS AND DISPOSITIONS</b> |         |         |         |         |         |
|--|---------|---------|---------|---------|---------|
|  | FY 2017 | FY 2018 | FY 2019 | FY 2020 | FY 2021 |
| Cases Carried Over From Prior Year                         | 476     | 573     | 495     | 543     | 545     |
| New Filings  | 1,086   | 1,168   | 1,070   | 1,003   | 1,058   |
| Total Caseload   | 1,562   | 1,741   | 1,565   | 1,546   | 1,603   |
| Cases Disposed   | 989     | 1,246   | 1,022   | 1,001   | 1,045   |
| Cases Carried Over To Next Year                            | 573     | 495     | 543     | 545     | 558     |

| <b>COURT OF CIVIL APPEALS<br/>FILINGS AND DISPOSITIONS</b> |                           |       |                           |        |
|--|---------------------------|-------|---------------------------|--------|
|  | Changes FY 2020 - FY 2021 |       | Changes FY 2017 - FY 2021 |        |
|  | # of Cases                | %     | # of Cases                | %      |
| Cases Carried Over From Prior Year                         | 2                         | 0.37% | 69                        | 14.50% |
| New Filings  | 55                        | 5.48% | -28                       | -2.58% |
| Total Caseload   | 57                        | 3.69% | 41                        | 2.62%  |
| Cases Disposed   | 44                        | 4.40% | 56                        | 5.66%  |
| Cases Carried Over To Next Year                            | 13                        | 2.39% | -15                       | -2.62% |

| <b>COURT OF CIVIL APPEALS<br/>CASES DOCKETED AND DISPOSED, FY 2021</b> |       |
|--|-------|
| <b>Cases Docketed</b>  |       |
| Cases Carried Forward FY 2020  | 545   |
| New Cases  | 1,058 |
| Total Cases Pending Before the Court                                   | 1,603 |
| <b>Cases Disposed</b>  |       |
| Written Opinion  | 181   |
| Without Written Opinions   | 864   |
| Total Cases Disposed   | 1,045 |
| Cases Carried Forward to Next Term                                     | 558   |



**ALABAMA COURT OF CIVIL APPEALS  
FILINGS & DISPOSITIONS REPORT  
OCTOBER 1, 2020 THROUGH SEPTEMBER 30, 2021**

**COURT OF CIVIL APPEALS  
TYPES OF DISPOSITIONS WITH DECISIONS, FY 2021**

| Types of Dispositions<br>With Decisions  | # of Cases | # of Cases Without Opinions | % of Total Decisions |
|--|------------|-----------------------------|----------------------|
| Affirmed   | 36         | 375                         | 66.83%               |
| Reversed   | 47         | 0                           | 7.64%                |
| Affirmed in Part/Reversed in Part  | 17         | 0                           | 2.76%                |
| *Other   | 81         | 59                          | 22.77%               |
| DECISIONS  | 181        | 434                         | 100.00               |
| <b>TOTAL OF DECISIONS</b>  | <b>615</b> |                             |                      |
| *Other includes cases, dismissed, writs granted and denied, etc.                         |            |                             |                      |
| Note: Decisions reflect both cases with opinion and affirmed without opinion. (Disposed) |            |                             |                      |
| Note: 3.39 percent of the cases requesting oral argument were argued. (Disposed)         |            |                             |                      |

**COURT OF CIVIL APPEALS  
TYPES OF DISPOSITIONS WITHOUT WRITTEN OPINIONS, FY 2021**

| Types of Dispositions<br>Without Opinions                | # of Cases | % of Other Dispositions |
|--|------------|-------------------------|
| Dismissed on Motion of Appellant                         | 88         | 10.19%                  |
| Dismissed for Failure to Prosecute                       | 58         | 6.71%                   |
| Dismissed on Joint Motion/Agreement                      | 17         | 1.97%                   |
| Dismissed on Motion of Appellee                          | 6          | 0.69%                   |
| Other (i.e., Untimely Filing, Moot)                      | 160        | 18.52%                  |
| Transferred to Another Court for<br>Lack of Jurisdiction | 160        | 18.52%                  |
| Affirmed—No Opinion                                      | 375        | 43.40%                  |
| <b>TOTAL</b>   | <b>864</b> | <b>100.00%</b>          |

**COURT OF CIVIL APPEALS  
APPLICATIONS FOR REHEARING, FY 2021**

| Case Type                       | # of Cases Disposed by<br>Submission and Decision | # of Applications for Re-<br>hearing Filed | % Rehearings on Cases<br>Disposed by Submission<br>and Decision |
|---------------------------------|---|--|---|
| Appeals and Extraordinary Writs | 615   | 110  | 17.89%  |

**ALABAMA COURT OF CIVIL APPEALS**  
**FILINGS & DISPOSITIONS REPORT**  
*OCTOBER 1, 2020 THROUGH SEPTEMBER 30, 2021*

| <b>COURT OF CIVIL APPEALS<br/>DISPOSITIONS OF RULING ON APPLICATIONS FOR REHEARING, FY 2021</b> |                                 |  |
|---|---------------------------------|--|
| Case Type   | # of Applications for Rehearing | % Disposed with Applications for Rehearing |
| Overruled—No Opinion  | 105                             | 95.45%                                     |
| Granted—Original Opinion Withdrawn and Substituted  | 4                               | 3.64%                                      |
| Overruled—Original Opinion Withdrawn and Substituted  | 1                               | 0.91%                                      |
| Other   | 0                               | 0.00%                                      |
| <b>TOTAL</b>  | <b>110</b>                      | <b>100.00%</b>                             |

| <b>COURT OF CIVIL APPEALS<br/>DISPOSITIONS OF CERTIORARI REVIEW, FY 2021</b> |             |                |
|--|-------------|----------------|
| Decision   | Total Cases | % of Cases     |
| Denied   | 110         | 86.62%         |
| Petition/Writ Quashed  | 9           | 7.09%          |
| Affirmed   | 1           | 0.79%          |
| Other  | 3           | 2.36%          |
| Reversed and/or Remanded   | 2           | 1.57%          |
| Dismissed  | 0           | 0.00%          |
| Stricken   | 2           | 1.57%          |
| <b>TOTAL</b>   | <b>127</b>  | <b>100.00%</b> |

## SUPREME COURT AND STATE LAW LIBRARY

**T**he Alabama Supreme Court and State Law Library is the oldest law library in Alabama. Established in 1828 as the Library Society of the Bench and Bar of the Supreme Court, it was a private, nonprofit organization with the purpose of providing a library for the “exclusive use of the Bench and Bar of the Supreme Court of the State.” In the late 1800s, when the law library became a state agency, it was Alabama’s largest research library and continues that tradition today, serving the Supreme Court of Alabama, the Courts of Criminal and Civil Appeals, and all citizens of Alabama.

The Law Library has approximately 250,000 volumes in its collection but is also fully automated with over 65 computers for staff and library users, including a state-of-the-art computer lab. The Library is one of the oldest United States Government Depository libraries in the United States, having been designated a depository in 1884. Currently, the Law Library occupies approximately 38,000 square feet with space for approximately 80 researchers. It is a public law library, with hours of operation from 8:00 a.m. to 6:00 p.m., Monday through Friday. The Law Library collection contains all of the reported decisions of the state and federal appellate courts in the United States, and the statutes of all 50 states and the District of Columbia, plus Acts of Congress, the United States Code, and the regulations of the various agencies of the United States Government. The legal periodical collection is one of the best in the State with more than 1,000 titles.

The Law Library’s rare book collection is considered one of the finest in the southeastern United States. Its oldest book, *Symbolaeographia*, by William West, was published in 1605, seven years before the completion of the King James Version of the Bible. The collection includes over one-hundred 17th and 18th century law books and several thousand 19th century volumes. Unique to the collection are the briefs of the Alabama Supreme Court cases beginning in 1965, audio tapes of oral arguments of the Court beginning in 1979, and the papers of the Alabama Judicial College.

Beyond the role of the traditional library, the Supreme Court and State Law Library continues to pursue a strategic plan to remain on the forefront of technology. To this end, the Law Library provides public access to Westlaw computer-assisted legal research services, to all users so that they have access to the most sophisticated legal research engines available. In this same way, the Law Library provides Westlaw access to the entire judicial branch of government so that judges, circuit clerks, and other judicial branch employees will have access to legal information at their fingertips. The Law Library maintains an active website which includes the

Rules of the State Courts of Alabama and access to the Law Library’s online catalog. Additionally, the Law Library has its own computerized public access catalog which includes the online catalogs of the Jefferson County Public Law Library, the Montgomery County Public Law Library, and the Elbert Parsons Public Law Library in Huntsville. All of which can be accessed from the Law Library website <http://judicial.alabama.gov/library.cfm>. The Law Library also has an active presence on Facebook.

The Law Library showcases the Heflin-Torbert Judicial Building, the appellate process, and the history of the courts through a public education program. This program includes guided tours of the Court, their courtrooms, museum exhibits, and the law library. Since 1994, over 215,000 visitors, mostly fourth-grade students, have participated in the judicial learning experience, understanding how the rule of law impacts our State and Nation.

The Junius Moore Riggs Portrait Collection is also a major part of the Law Library collection. In 1874, Marshal and Librarian Junius Moore Riggs began collecting portraits of governors of the State to hang in the halls of Capitol and in the Law Library. By the time of his resignation in 1934, Riggs had collected 44 portraits including governors, chief justices, and associate justices of the Court. The most notable portrait in the collection is that of Chief Justice George Goldthwaite, painted by Goldthwaite’s grand-daughter, noted regional artist Ann Goldthwaite, which hangs in the Antebellum Gallery in the Supreme Court.

In October of 2016, the Law Library, the Supreme Court of Alabama, the Federalist Society for Law & Public Policy Studies, and the Blackstone Center for Law and Liberty at Thomas Goode Jones School of Law at Faulkner University sponsored the exhibit, *Magna Carta, An Enduring Legacy, 1215 – 2015*, created by the joint effort of the Library of Congress, the Law Library of Congress, and the American Bar Association. The exhibit was on display from October 11th through the 31st in the Rotunda of the Heflin-Torbert Judicial Building. During this period, approximately 1,000 visitors viewed the exhibit.

## STATE LAW LIBRARIAN



**Timothy Alan Lewis**, a native of Talladega, Alabama, was appointed by the Supreme Court as State Law Librarian and Acting Marshal of the Supreme Court of Alabama on June 1, 1992. He served as Acting Marshal until 1993.

Mr. Lewis attended the public schools of Talladega, graduating from Talladega High School in 1974. He graduated from the University of Alabama, receiving his B.A. in English in 1979, his Master of Library Services in 1983, and his Juris Doctor in 1984. He was admitted to the Alabama State Bar Association in 1988. Tim served as Assistant Director of the Library from 1984 until his appointment as State Law Librarian and Acting Marshal.

Mr. Lewis taught as Adjunct Professor of Law at the Jones School of Law from 1988 to 1992, and is currently an Adjunct Professor at Auburn University at Montgomery in both the Department of Justice and Public Safety and the Management Department. He has taught numerous courses on legal research and computer-assisted legal research, and is the co-author of *Alabama Practice Materials: An Annotated Bibliography*, 82 *Law Library Journal* 703 (1990). He is also the author of several articles in the *Alabama Lawyer* and has written several book reviews.

Besides the Alabama State Bar, Mr. Lewis is a member of the Alabama Association of Law Libraries, the Special Libraries Association, the Southeastern Chapter of the American Association of Law Libraries, the Law Library Association of Alabama, the Alabama Library Association, and the Montgomery County Bar Association.

Mr. Lewis served as the Moderator of the Law Librarians Roundtable of the Alabama Library Association in 1989, President of the Law Library Association of Alabama from 1992 to 1993, the vice president for the Montgomery Judicial Chapter of the Alabama State Employees Association in 1995, the Coordinator of the Montgomery Area Library Resource Sharing Roundtable from 1995 to 1996, and served on the Board of Directors for the Center for Law and Civic Education at Cumberland School of Law, and the Board of Directors for the Law Magnet Program at Booker T. Washington Magnet School. He served as Local Arrangements Chair for the 2001 Alabama Library Association Convention held in Montgomery.

Currently, Mr. Lewis serves as the Treasurer of the Alabama Library Association, as co-chair of the Alabama State Bar Law Day Subcommittee, is a member of the Board of Directors of Camp Chandler (YMCA), a member of the Appellate Library Standards Committee (AALL), and represents special libraries on the Library Services and Technology Act (LSTA) Advisory Council.

Mr. Lewis is married to Christine Whitesell of Montgomery, and they have two children, Laura and Rebecca. He and his family attend the Episcopal Church of the Ascension in Montgomery where Mr. Lewis teaches 6th grade Sunday School, assists with the SOS Puppet Team, and is a member of the 1st Timothy Committee. He has been a member of the Montgomery Lions Club since 1987.





Mr. Blum is a member of the Association of Reporters of Judicial Decisions, an international professional association. He is married to Dr. Scout Blum, a professor of history at Troy University, and they have one child, Aidan.

**Sean Blum** was born in San Francisco, California, and was raised and educated primarily in Antioch, California, and Friendswood, Texas. Mr. Blum graduated from The University of Texas at Austin in 1993 with a bachelor of arts degree in English. He received his juris doctorate in 1996 from The University of Houston Law Center. Mr. Blum was admitted to the Texas State Bar in 1996 and to the Alabama State Bar in 2001.

Mr. Blum practiced law as a staff attorney and associate with the Williams Bailey Law Firm in Houston, Texas, upon graduation from law school in 1996 until 2000 and as an associate with the Beasley Allen Law Firm in Montgomery, Alabama, in 2001. He was appointed assistant reporter of decisions for the Alabama appellate courts in October 2001, and, in January 2021, he succeeded Bilee Cauley as the reporter of decisions for the Alabama appellate courts.

## MARSHAL OF THE APPELLATE COURTS



**Earl Marsh, Jr.**, was sworn in as Marshal of the Appellate Courts of Alabama by Chief Justice Tom Parker, on January 27, 2020, becoming the thirteenth Marshal of the appellate courts.

Marshal Marsh was born and raised in Greenville, Alabama. He was educated in the Butler County, Alabama schools and was recognized as an outstanding athlete in four sports throughout his high school years. Following his graduation from Greenville High School in 1984, he attended Alabama State University on an athletic scholarship. In 1985, he enlisted in the United States Army where he worked in field artillery and as a military police officer.

In 1989, Marshal Marsh began his law enforcement career with the Alabama Department of Corrections working as a corrections officer at Holman Prison in Atmore, Alabama. In 1994 he graduated from the Montgomery Police Academy, and soon thereafter joined the Lowndes County Sheriff's Office as a Deputy Sheriff. He was awarded Officer

of the Year in 2001 and has obtained numerous certifications, trainings, and recognitions throughout his military career and law enforcement career, including: distinguished graduate from the United States Army Military Police Special Reaction Team (SRT) course in Fort Leonard Wood, Missouri; graduate from the Criminal Justice Training Center for Special Weapons and Tactics (SWAT) in Selma, Alabama; Dignitary Protection certified through Alabama Law Enforcement Agency (ALEA); and anti-terrorism and counter-terrorism training.

In 2002, Marshal Marsh returned to the United States Army working as a military police officer on the Ronald Reagan Ballistic Missile Test Site, Marshall Islands, where he served as Instructor for Special Reaction Team for Police. He was transferred to Kuwait in 2004 where he served in various leadership roles, including Senior Sergeant of police operations and Military Police Sergeant Major. Marsh was also privileged to serve in Operation Enduring Iraqi Freedom, Iraqi Freedom, Operation New Dawn, and as special detail for President George W. Bush and Condoleezza Rice at Camp Arifjan, Kuwait during their visit in 2008. Marsh served the United States Army until 2014.

In January 2017, he joined the Alabama appellate courts as Deputy Marshal where he was promoted to Chief Deputy Marshal and served in that position until his appointment as Marshal.

Marshal Marsh and his wife, Jennifer, reside in Deatsville, Alabama. They are active members of their church, Big Union Christian Church in Lowndes County.

# JUDICIAL INQUIRY COMMISSION

Established, in 1973, by Amendment 328 (the Judicial Article) to the Constitution of Alabama, the Judicial Inquiry Commission is convened permanently with authority to receive or initiate complaints and to conduct investigations concerning any Alabama judge's alleged violation of the Alabama Canons of Judicial Ethics, misconduct in office, failure to perform judicial duties, or inability to perform judicial duties because of a physical or mental disability. The Commission is further authorized to file and prosecute, in the Court of the Judiciary, complaints upon the Commission's finding a reasonable basis exists to charge an Alabama judge with Canon violations, misconduct, failure to perform duties, or inability to perform duties because of a physical or mental disability. In addition, the Commission may render, in its discretion, advisory opinions to judges upon request.

The Judicial Inquiry Commission consists of nine members: an intermediate appellate judge, two circuit judges, a district judge, three laypersons, and two attorneys. The three laypersons and the district judge are appointed by the Governor and are subject to Senate confirmation; the two circuit judges are appointed by the Circuit Judges' Association; and the two attorneys are appointed by the Commissioners of the Alabama State Bar. The Commissioners serve four-year terms.

The Judicial Inquiry Commission carried over, to fiscal year 2021, 17 complaints against Alabama judges, and it received 162 complaints during fiscal year 2021. Of those 179 complaints, 142 were dismissed, without investigation, on the Commission's findings each complaint did not present either a reasonable basis to charge, a claim within the Commission's jurisdiction, or an ethical violation, or a combination of any of those three. In addition, the Commission completed investigation of 20 complaints and subsequently dismissed those complaints. (Investigation of seventeen other complaints was carried over to fiscal year 2022.) The Commission met with three judges about complaints against those judges, and the Commission subsequently dismissed two of those complaints in 2021. The Commission filed charges against four judges in the Court of the Judiciary. In addition to the seventeen complaints under investigation, eight complaints pending the Commission's consideration were carried over to fiscal year 2022.

## JUDICIAL INQUIRY COMMISSION

Billy C. Bedsole, Chairman  
*Attorney*  
*Mobile*

Maibeth Porter, First Vice Chairman  
*Attorney*  
*Birmingham*

William C. Thompson, Second Vice Chairman  
*Presiding Judge, Court of Civil Appeals*  
*Birmingham*

Ralph Malone  
*Horizons, LLC*  
*Huntsville*

Stacia Robinson  
*Benechoice Companies*  
*Montgomery*

William "Bo" Matthews  
*Bo Matthews Center for Excellence*  
*Huntsville*

George N. Hardesty, Jr.  
*District Judge*  
*Mobile*

Michael D. Sherman  
*Circuit Judge*  
*Mobile*

Jeremy Taylor  
*Presiding Circuit Judge*  
*Fort Payne*

## Staff

Elizabeth Bern, Executive Director

Chandra Brown, Assistant Executive Director

Jenny Garrett, Legal Counsel

John Selden, Legal Counsel

Jacob Jackson, Legal Counsel

Valicia Talley, Executive Secretary

# COURT OF THE JUDICIARY

The Court of the Judiciary is a nine-member body that hears complaints filed by the Judicial Inquiry Commission. The Court is composed of one judge of an appellate court, other than the Supreme Court of Alabama, who shall be selected by the Supreme Court of Alabama and shall serve as Chief Judge of the Court of the Judiciary; two judges of the circuit court, who shall be selected by the Circuit Judges' Association; one district judge who shall be selected by the District Judges' Association; two members of the state bar, who shall be selected by the governing body of the Alabama State Bar; and three persons who are not lawyers who shall be appointed by the Governor. Members appointed by the Governor shall be subject to Senate confirmation before serving.

The Court has the authority to enter the following sanctions for a violation of a Canon of Judicial Ethics: removal from office, suspension with or without pay, censure, retire a judge who is physically or mentally unable to perform their judicial duties, or apply such other sanctions as may be prescribed by law.

Decisions of the Court of the Judiciary may be appealed to the Supreme Court of Alabama, which reviews the record of proceedings on the law and the facts. The Supreme Court of Alabama shall adopt rules governing the procedures of the Court of the Judiciary.

The clerk of the Court of Civil Appeals serves as secretary of the Court of the Judiciary.

There were four complaints filed with the Court by the Judicial Inquiry Commission during FY 2021.

## **The Court of the Judiciary**

J. William Cole (Chief Judge)  
*Judge, Court of Criminal Appeals  
Montgomery*

Elisabeth A. French  
*Circuit Judge, 10th Circuit  
Birmingham*

Joseph C. Stankoski  
*Circuit Judge, 28th Circuit  
Fairhope*

Pamela R. Higgins  
*District Judge, Montgomery County  
Montgomery*

Sandra Dunaway  
*Mobile*

Jana Russell Garner  
*Selma*

Walter Body  
*Shannon*

Freddy Ard  
*Saginaw*

Michael E. Upchurch  
*Mobile*



## ADMINISTRATIVE DIRECTOR OF COURTS



Rich resides in Montgomery, Alabama, with his wife, Susie, and is the father of two daughters, Whitney and Amelia. He has three grandchildren, William, Addie and Bay. The Hobsons worship at Lakeview Baptist Church where Rich leads the praise band and teaches the *Newly, Nearly, Barely Married* Sunday School Class and serves as a deacon. Hobbies include: running, reading, playing guitar and singing in the Christian rock band, *WoodScott*. A native of Enterprise, Alabama, Rich earned his A.A. from Enterprise State Junior College and his B.A., M.A. and Doctor of Public Administration from The University of Alabama.

**Rich Hobson** was appointed Administrative Director of Courts, for the third time, by Chief Justice Tom Parker in January 2019. Rich previously served in this position under Chief Justice Roy Moore from 2001-2003 and 2013-2016. During one of the interims, Rich served as executive director of the Foundation for Moral Law (2003 to 2013). Prior to 2001, he served in the Alabama Unified Judicial System in a variety of capacities including as a Court Referral Officer, State Manager of the Court Referral Officer Program, the Alabama Judicial College, Judicial Volunteer Program, Court Improvement Project and Courthouse Security from 1988 to 2001.

Rich is a trained mediator and a former adjunct professor in the Department of Criminal Justice at Faulkner University. Rich is the past Governor of the Alabama Society of Mayflower Descendants, State Chairman of the Alabama Child Evangelism Board, and served on the Prince Institute Advisory Board. He is also the past president of the Central Alabama Laubach Literacy Board, the Good Morning Montgomery Kiwanis Club, Montala Toastmasters Club, Emerald Mountain Christian School Parent/Teacher Fellowship, and is the former worship leader for Celebrate Recovery at Cloverdale Baptist Church in Montgomery, and served in the U.S. Air Force Reserves (1985-91).



# ADMINISTRATIVE OFFICE OF COURTS

**T**he Chief Justice of the Alabama Supreme Court is the chief administrative officer of the State's court system and is authorized to appoint an Administrative Director of Courts (ADC) and other personnel to assist in the performance of administrative responsibilities. This constitutionally created entity overseeing Alabama's Unified Judiciary is called the Administrative Office of Courts (AOC).

The Alabama Unified Judicial System is a state-funded court system consisting of the Supreme Court and two intermediate courts of appeal, the Court of Criminal Appeals and the Court of Civil Appeals. The systems also includes the trial courts of general jurisdictions (the circuit courts) and the courts of limited jurisdiction (the district, probate, and municipal courts). Municipal courts receive training and technical assistance from the AOC although judges and court personnel are selected by and answerable to their city governments. Probate judges and their staff are county employees.

The AOC, under the direction of the Administrative Director of Courts, is charged with providing the centralized, state-level administrative support necessary to the operation of the State court system, which includes the development of improved procedures and systems to increase the operational capacity of the courts, the collection and dissemination of information necessary for the development of policy, and the efficient operation of the courts. Alabama was one of the first states in the nation to have a unified state court system with uniform procedures and centralized administrative services. The Unified Judicial System of Alabama (UJS) has been in existence since 1977.

The AOC carries out its responsibilities through a network of specialized divisions. This necessary link within the court system successfully implements plans addressing the training, educational, and developmental needs of officials and employees of the Unified Judicial System. These tasks are implemented in part by and through the Alabama Judicial College, along with the support of statewide technological expertise and implementation of the Information Technology Divisions.

The AOC also houses basic support departments such as Human Resources and Finance, but there exists more specialized departments such as the Family Court Division, the Legal Division, and the Public Information Office. The AOC is most specifically made up of talented individuals from many walks of life serving the needs of their fellow citizens.

## INFORMATION TECHNOLOGY DIVISION

The Information Technology (IT) Division provides the support necessary for the day-to-day business operations of the Unified Judicial System, both in the trial courts and the Administrative Office of Courts. The IT Division aids in the enhancement of administrative functions using technology and coordinates with state agencies regarding sharing of services and information. The IT Division makes available public information to the criminal justice community, social and juvenile services, and the public as a whole. Additionally, this division offers online services to all 67 counties at all court sites, juvenile offices, and pardons and paroles offices. Finally, the IT Division maintains current UJS applications as well as new developments and upgrades.

The IT Division, the largest area of operation within the AOC, is responsible for the development and maintenance of automation within the UJS. The sections in this area include: Applications Programming, Information Technology Support, Information Technology Helpdesk, Mainframe, and Networking.

### APPLICATIONS PROGRAMMING

This section is responsible for the development and the maintenance of all automated systems supporting the information management needs of the UJS. This section designs, develops, tests, implements and maintains the mainframe and server-based applications that comprise the Alabama Statewide Judicial Information System (SJIS).

# ADMINISTRATIVE OFFICE OF COURTS

Project management functions are provided to judicial system contractors and business partners. Daily, this section performs system analysis, develops product specifications, tests, approves and implements new systems, and serves as a mediator between user groups and contractors.

One of the premiere case management applications in the nation can be found in Alabama; MIDAS (Model Integrated Defendant Access System) was developed for use by Alabama Court Referral Officers in 2003. The application allows users the opportunity to manage offenders from one application; court records, criminal and driving histories and case management functionality are available in one location.

In 2005, MIDAS was rewritten with new functionality that allowed Drug Courts, District Attorneys, and Community Corrections Officers to utilize the application. In 2007, MIDAS was rewritten for the third time. Also, in 2007, Juvenile Probation Officers saw the impact MIDAS was making as a complete defendant case management tool and released their version of MIDAS, named JUPITIR (Juvenile Probation Intake Treatment Integrated Resource), in the summer of 2009.

In February 2010, a new in-house helpdesk trouble ticketing system was deployed. SHARK (Service Helpdesk Assistance Repair and Knowledge) provides an avenue for UJS users to report and track technical support issues by submitting a “ticket” via a website interface. SHARK allows user requests for assistance to be acted upon in a timelier manner than previous error reporting methods.

In 2012, the UJS Portal was created to provide a centralized website for court staff to get the latest news and updated forms and manuals.

In 2013, the Court Referral Education Program was added to the MIDAS application. This module is used to provide a link between the Court Referral Officers and the Court Referral Education Program. It allows instructors to manage their own bookkeeping and journals, provides class management, and informs a Court Referral Officer when defendants complete their classes.

In 2014, the eWorksheets application was rewritten with enhanced security and functionality, along with a significant number of upgrades to better serve the courts using the latest technology. This application is used to complete sentencing worksheets by District Attorneys and other court staff in all counties

In 2015, the eTranscripts application was rewritten to improve performance, compatibility and security issues. The eTranscripts application is a web-based tool designed to assist the circuit clerk offices and the Department of Corrections in creating and processing electronic transcripts. This application was rewritten from the ground-up utilizing the most current technology available.

In 2016, the Alacourt.gov website was redesigned with a more modern look and feel. It was also designed to be compatible with mobile-based devices for easier use.

Also, in 2016 all file transfers were migrated to a new centralized and secure process utilizing our MoveIT DMZ, WS FTP and MoveIT Central software developed by IPswitch. It also allows users to securely transfer sensitive or large files between other users and organizations.

In 2017, the Judicial College Conferences website was completely rewritten to offer a more modern look and feel, and to provide support for mobile devices. The Conferences website is a web-based tool designed to allow Judicial College employees to create and post conference events online, via new administration screens. Users then login to the Conferences site to sign up for conferences and training events Statewide, and to view their Continuing Education Units/Credits.

Also, in 2017, websites were recreated for the following counties: Pike, Bessemer, Morgan, Macon, Talladega, Clay, Chilton, Washington, Marshall, Marion, Etowah, Escambia, Elmore, Baldwin, Autauga and Lee counties. These websites allow circuit clerk offices to assist the public and reduce the amount of phone calls received.

In 2018, county websites were created for Perry, Calhoun, Dallas, Blount, Monroe, Cherokee, and Jackson County circuit clerk offices.

# ADMINISTRATIVE OFFICE OF COURTS

In 2018, a website was also created for the Alabama WINGS (Working Interdisciplinary Network of Guardian Stakeholders) program. It delivers information, resources and tools throughout the legal system and to the general public, as a means of supporting decision-making and providing protective services to individuals.

In 2018 a calendaring system was created for the Heflin-Torbert Judicial Building to manage building-wide events between the Administrative Office of Courts and the Appellate Courts.

In 2019, websites were created for Tuscaloosa, Jefferson, Cullman, Lawrence, Montgomery, Dale, Geneva, Bibb, Barbour, Wilcox, Colbert and Pickens counties.

In 2019, the Sentencing Commission, E-Forms and UJS-Portal websites were redesigned and modernized. The Alabama Sentencing Commission works to establish and maintain an effective, fair, and efficient sentencing system for Alabama that enhances public safety, provides truth-in-sentencing, avoids unwarranted disparity, retains meaningful judicial discretion, recognizes the most efficient and effective use of correctional resources, and provides a meaningful array of sentencing options. The E-Forms website contains fillable forms used by court staff, attorneys and *pro se* litigants. The UJS Portal website was developed for judges, circuit clerks, court specialists, court referral officers, judicial assistants, juvenile probation officers, and specialty courts. These private-access pages provide the means for the dissemination and sharing of valuable information and resources, including documents, memoranda, manuals, training materials and videos.

In 2020, county courthouse websites were created for every county to inform the public of the latest COVID-19 orders and jury information. Most of these new websites contain basic contact information for the courthouse staff with plans to expand the information available to the public regarding topics such as absentee voting, forms, filing fees and additional division specific information.

In March 2020, all jury term dates were cancelled due to the pandemic. This necessitated notification of all summoned jurors of the cancellation,

and temporarily halted issuance of future juror summons.

In September, 2020 a few counties resumed submitting jury summons. Then, by November, 2020 most every county was back to a normal summons process. Due to the backlog of court cases that needed to be heard, a process was put in place for some counties to summons potential jurors on the same day at different times. Clerks' offices could summons more jurors and handle a larger caseload in the courtrooms each day.

In December 2020 jurors were reloaded from the Master Driver's License file that we receive from ALEA. This was for the list of counties that select to have their jurors pull from Driver's License rather than the Secretary of State (SOS) Voting list. The SOS Voting list was reloaded in February 2021.

In 2021 significant enhancements we made to UJIS accounting systems; criminal, traffic, and civil case management systems; as well as the jury management system.

The Applications Staff is currently working on numerous projects that are scheduled for deployment during the next 12 months. These projects include the following:

- Providing project management functions as well as technical and functional support to users and contractors involved with the UJIS Mainframe Migration Project. As of the end of 2021, a new web based UJIS Purchasing System was ready to begin beta testing. This application will replace a mainframe purchasing system and if the first step in the UJIS Mainframe Migration Project.
- Adding additional data elements, files, applications and other related enhancements to the UJIS in support of municipal court processing.
- Modernization of the CASPER Application. The CASPER application is a web-based tool designed to assign and manage jurors in a courtroom. It has been in pilot phase for only a few counties but will require a redesign of the interface in order to work in the latest browsers.
- County and Circuit Website Maintenance. Maintenance of approximately 100 websites for

# ADMINISTRATIVE OFFICE OF COURTS

Circuit Clerks, Judges and other judicial entities. The primary users of these sites can update their site's content as required, but AOC continues to provide most of the updates as necessary.

- **Modernization of the JUPITIR Application.** The JUPITIR application is a web-based tool is a case management tool for Juvenile Probation Officers within the state of Alabama. This application will be rewritten from the ground-up utilizing the most current technology available to provide a more streamlined and fault tolerant system for processing juveniles.
- **Personnel Action Project.** The HR Desktop application is a web-based tool designed to manage leave requests and employee performance evaluations. The Personnel Action module will be added to this application to allow for electronic data entry and automation of the personnel action process to streamline the submission of forms from the field to the Human Resources Division.
- **Application Maintenance Project.** Ongoing project to ensure that modifications and enhancements are made to existing applications to improve security and optimize performance.
- **Court Cost Changes and Legislative Updates.** Each year the Alabama Legislature enacts legislation that requires changes to the UJIS. These types of changes primarily facilitate updates to various fee schedules in-force in specific jurisdictions and at times requires changes to fee schedules on a statewide basis. Other common programming actions required by specific legislation includes: Charge code additions and/or deletions; inter-agency data exchange requirement updates; and ad hoc management reporting functions.

## MAINFRAME

The Mainframe section of the Administrative Office of Courts is responsible for the availability for the Statewide Judicial Information System (SJIS) which handles an average of 1.5 million transactions per day. Among these responsibilities are making sure the online aspects of our system

are available and operating at optimum performance, providing assistance to users concerning report output, maintaining Mainframe equipment at user sites, and handling large volumes of mailed output.

The Mainframe system is constantly monitored to make sure there are no problems that could affect the SJIS users and others that require information from SJIS. The Mainframe section is responsible for the security of SJIS data and provides the data integrity and timely backups of all data on a daily basis. The Mainframe section also ensures that all Mainframe software is maintained and configured properly as well as providing technical support to other sections of the AOC.

Our IBM Z12 model has 8 GB FICON channels which provides us with maximum speed for our data transfers between disks and tapes. It also provides the amount of memory in the Z12 that results in much faster processing times. The Z12 uses the latest IBM internal processor instructions and that has improved system performance as well for all SJIS Applications.

We have continued to work on the following projects:

- **USPS Postal Requirements Up to Date:** These requirements change almost weekly. This allows us to continue to get the lowest discounts on the millions of mailers we produce on the mainframe.
- **Ensure Daily Operations:** Operation of the Mainframe to be stable and constant
- **Evaluating All Third-Party Software:** This helps ensure the System performs to fullest and serves our customers. This software must have latest code level and product keys for our mainframe to perform at its peak.
- **Training new Staff in the Systems Operations Division.**

## PRINTSHOP

The AOC Print shop is responsible for producing envelopes for all the UJS officials as well as multi-part forms and other products as requested. As of the end of 2021 we have printed over 13 million



# ADMINISTRATIVE OFFICE OF COURTS

envelopes since installing the new envelope printer in 2017. We now have much faster order turn around and service to the courts. The reduced cost of supplies for the printer has enabled us to save money while providing much better service. Our equipment provides us better technology as well as a reduction in per-copy costs.

## NETWORKING/IT HELPDESK

Information Technology (IT) Infrastructure Management is responsible for the day-to-day operations of the Alabama Unified Judicial System's network and servers, providing services to over 3,000 users spread over 100 locations utilizing server and networking resources located at the Alabama Judicial Building Data Center. Helpdesk personnel receive 1,000 calls for assistance each month.

Responsible for engineering and managing:

Wired and wireless connectivity (AVPN, PTP Dual T1, Ethernet, Cradle-point, FIBER)

24/7 monitoring and problem resolution

Authentication and authorization services through Active Directory

Point-to-point data connections to outside agencies

Electronic Mail Services

Firewalls, virus, and spam protection

Servers and databases

Remote network access via VPN clients

## SJIS HELP DESK

The Unified Judicial Information System (UJIS) Helpdesk provides technical assistance, training, and problem resolution to users of the UJIS. Noteworthy accomplishments this reporting period include:

- Responded to an average of over 5,500 phone calls per month; 4,000 emails per month; and 450 team's messages per month.
- Submitted and monitored an average of 165 trouble tickets per month.
- Administered control over the UJIS access system.
- Maintained judge master records, clerk master records, enforcement system profiles and fee sys-

tem profiles.

- Assisted users with monthly accounting system closeouts and day-to-day bookkeeping issues.
- Provided circuit clerks with on-site financial and trial court procedural assistance.
- Assisted users regarding Alacourt Plus with setting up and testing cases for updating their applications.
- Provided assistance while setting up new municipal court users.
- Assisted users with the Online Juror Questionnaire process.
- Assisted users with Casper questions.
- Assisted users with updates pertaining to new Acts passed by legislation.

## INFORMATION TECHNOLOGY (IT) SUPPORT

The Information Technology (IT) Support section provides training and support of technology related projects. Typical project management duties include staffing a telephone support desk and ticket management system, application training, video conferencing, preparing narrative reports, preparing manuals, creating online tutorials, testing of applications, and processing requirements for application development. IT Support serves as the liaison between the users and the technical staff.

Goals for 2022 include: continued development, implementation, and training of the Trial Court Exhibits Module, the Online Traffic Resolution (OTR) System, the Online Dispute Resolution (ODR) System in the Small Claims division, statewide Criminal E-Filing. Electronic Certified Mail Process with UPS and USPS, AlacourtPlus eCertify (Certified Court Documents) for Circuit Clerks, Phase II of the Alacourt.com for Attorneys of Record when the case is Public but Documents are Confidential, Updating the Certificate of Divorce per the changes made by AL Dept. of Public Health (ALDPH), the Electronic Transfer of Case File and Images between Counties, the AlaFile Publication option, the Continued Statewide Deployment of eWarrants (Warrant Management System) including interfacing with ALEA's eCrime software, and updating the eAppellate application to improve functionality and performance.



# ADMINISTRATIVE OFFICE OF COURTS

Recent accomplishments include: AlaPay (Partial Payments), AlacourtPlus AlaVault ‘Send Parties’ Scan Feature, Batch Traffic Orders (Nol Pross, Dismissals, and Continuances), Added Court Reporter to AlaFile Notice of Appeal, and AlacourtPlus Virtual Hearing to include Batch Cases (enhancement).

IT Support has completed 1,017 SHARK tickets and assisted with 12,593 inbound calls this year as well as 12,368 outbound calls totaling 24,961 calls handled in FY 2021.

## **FY2021 Statistics - Totals (Average Per Month)**

**AlaPay Financial** - \$75,791,312  
(\$6,315,942.67 per month)

**AlaPay Transactions** – 525,989 (43,832 per month)

**AlaVault Pages Scanned** – 14,758,579  
(1,229,882 per month)

**AlaVault Documents Scanned** - 3,653,011  
(304,418 per month)

**AlaFile New Complaints eFiled** - 175,044  
(14,587 per month)

**AlaFile Motions eFiled** - 1,131,688 (94,307 per month)

**AlaFile Order by Judges** - 1,851,591 (154,299 per month)

**AlaFile Registered Attorneys** - 398 (33 per month) (\*16,165 since existence of AlaFile)

**AlaFile Registered Pro Se** – 410 (34 per month)  
(\*2,985 since programming was in place)

**AlaFile Total Attorney Filings** - 2,264,028  
(188,669 per month)

**eCitations** – 415,812 (34,651 per month)

**eAppellate** – 1,106 (92 per month)

**eTranscripts** – 18,180 (1,515 per month)

## **Applications Supported:**

- AlacourtPlus
- Alacourt.com
- AlaFile

- AlaVault
- AlaPay
- eAppellate
- eCitation (eSearch and eSwear)
- eTranscripts
- eWarrants (Warrant Management System)

## **PC HELP DESK**

The PC Helpdesk is responsible for providing information technology (IT) support to all Alabama Judicial system personnel. This IT support includes but is not limited to PCs, laptops, printers, scanners, and other technology devices.

In 2021, the PC Helpdesk processed approximately 2,000 Service Helpdesk, Assistance, Report, and Knowledge (SHARK) tickets and received over 20,000 telephone calls.

Users continue to experience and enjoy the benefits of Microsoft Office 365 applications (Word, Excel, Outlook, SharePoint, Teams, and OneDrive) from anywhere with internet connectivity—using any device—Windows, Mac, Android and other mobile devices

## **TRAFFIC SERVICE CENTER / TRAFFIC CALL CENTER**

The Income Tax Intercept Program interacts with the public, as well as the trial courts, in providing information that streamlines the collection of court ordered monies and assists circuit clerk’s offices by diverting information inquiries to a central location. In fiscal year 2021, \$2,404,805.20 was recovered in delinquent court ordered monies through this section.

The SJIS Helpdesk and Accounting/Bookkeeping Program provide technical assistance with the processes of the State Judicial Information System (SJIS) through training, manuals, inquiries, and problem resolution.

The Traffic Call Center handled 203,104 cases and collected \$38,252,750.32 in court fines and fees in fiscal year 2021.

# ADMINISTRATIVE OFFICE OF COURTS

## ALABAMA JUDICIAL COLLEGE

The Alabama Judicial College, a section of the Education and Planning Division of the Administrative Office of Courts, is charged with the implementation of a comprehensive plan that addresses the educational, developmental, and training needs of members of the Unified Judicial System. Continuing education and training programs administered by the Alabama Judicial College recognize the career development needs of court officials and employees.

During 2021, the College developed and coordinated over sixty-meetings which include on-site and off-site conferences, regional trainings, and seminars for officials and employees of the circuit, district, and municipal courts. Since its inception, the College has followed a comprehensive model of adult learning theory which emphasizes continuing education of all court officials and staff to enhance the proper administration of justice.

During Fiscal Year 2021, the Alabama Judicial College witnessed an increase in trainings. This happened even as the COVID-19 pandemic was up and down throughout the state. All core groups with the Judiciary increased in attendance. In two groups there was a waiting list to attend.

The Judicial College has implemented their final phase with the electronic registrations and handouts portal. There are two groups remaining that have not converted to the digital registration portal.

## FAMILY COURT DIVISION

The Family Court Division provides services in eight different, but related, areas for the Alabama judicial system. Those areas include:

- Unified Family Courts
- Juvenile Probation Services
- Access and Visitation Grant Program
- Court Improvement Program Grants

- Judicial Volunteer Program
- Child Support/Referees
- Violence Against Women Act (VAWA) Grant
- Accountability Courts

The goal of this division is to provide a wide array of services so that the juvenile and family courts can be more efficient and effective for families and children in Alabama.

### UNIFIED FAMILY COURT

The concept of a unified family court is to place cases dealing with juvenile and family law in one court in order to serve the families more effectively and efficiently. Family Courts or family court divisions have been established, either by statute or local act, in the following counties:

- Calhoun
- Cleburne
- Dale
- Geneva
- Henry
- Houston
- Jefferson
- Lee
- Madison
- Marshall
- Mobile
- Montgomery
- Russell
- Tuscaloosa

### JUVENILE PROBATION SERVICES

The Family Court Division manages the State Juvenile Probation Officer Program, which was created in 2000 in response to the mandate of the Alabama Legislature in § 12-5A-1, *Ala. Code* 1975, that a comprehensive system of juvenile probation services be developed, implemented, and administered by the Administrative Office of Courts.

Juvenile probation officers are an integral part of the juvenile justice system. Juvenile probation officers perform a variety of services which are essential to the proper operation of the juvenile courts including working primarily with youths who are alleged to be delinquent or in need of supervision.

The functions of the Family Court Division, with respect to juvenile probation officers, include the establishment of statewide guidelines, certification, and training standards. Currently, there are 270 juvenile probation officers statewide. Of those, 169 are employed by the Unified Judicial System, along with 15 UJS juvenile support personnel. These personnel serve 62 of Alabama's 67 counties. The program provides juvenile probation salary subsidies to the five counties in which juvenile probation officers are county employees.

## **ACCESS AND VISITATION GRANT PROGRAM**

The Administrative Office of Courts, through the Family Court Division and the Alabama Center for Dispute Resolution, administer the federally-funded Access and Visitation Grant Program, the goal of which is to develop programs and services to improve noncustodial parents' access to and visitation with their children. The grant has an Advisory Committee, chaired by the Honorable Adrian Johnson, District Judge of Lowndes County. Funds from the grant are primarily used to fund seven subgrantee programs that provide one or more of the following services: mediation of visitation issues; parenting education programs; development of parenting plans; counseling; neutral drop-off/pick-up; supervised visitation; and visitation enforcement.

## **COURT IMPROVEMENT PROGRAM (CIP) GRANTS**

### *BASIC CIP GRANT*

The Basic CIP grant is a federally-funded program that has been administered by the AOC since FY 1995. The goal of the grant is to streamline juvenile court procedures and processes so that children adjudicated dependent may be placed in safe, permanent homes as quickly as possible. The primary activities of the Grant include the following:

- Guardian ad Litem (GAL) Certification and Recertification Training (Note: As of 9/30/2021, 1,174 attorneys were on the certified GAL appointment list)
- Parents' Attorney Training
- Probate/Juvenile Judge Subcommittee
- Collaborative Activities with the Alabama Department of Human Resources (DHR)
- Assessment of the Alabama Juvenile and Family Courts

### *CIP TRAINING GRANT*

Beginning in September 2006, the AOC, through the Family Court Division, began administering a grant from the federal government primarily to be utilized for training initiatives. This grant has an advisory committee, chaired by Associate Justice Kelli Wise. The primary objectives of this grant include training new juvenile and family court judges, administrative support assistants, and other juvenile court officials and employees on various topics when needed.

### *CIP DATA COLLECTION AND ANALYSIS GRANT*

Beginning in September 2006, the AOC, through the Family Court Division, began administering another grant from the federal government primarily to be utilized for data collection and analysis to help ensure that foster children's needs for safety, permanency, and well-being are met in a timely and complete manner. Primary activities include the following:

- Continual updating and revising current data collection methods
- Developing cross-system collaboration between existing state systems
- Developing and implementing enhancements to the electronic information systems

## **THE JUDICIAL VOLUNTEER PROGRAM**

By order of the Supreme Court of Alabama dated January 19, 2000, effective March 1, 2000, Rule 42, Alabama Rules of Judicial Administration, was adopted allowing the use of a Judicial Volunteer

# ADMINISTRATIVE OFFICE OF COURTS

Program in those circuit or district courts choosing to do so.

Carefully screened, interviewed, and trained citizen-volunteers are utilized in appropriate programs to assist in the court process. There are seven judicial volunteer programs throughout Alabama. Most programs have a judicial volunteer program coordinator overseeing these programs.

One aspect of the Judicial Volunteer Program is the Juvenile Conference Committee. Juvenile Conference Committees are authorized pursuant to Rule 15.1, Alabama Rules of Juvenile Procedure. Through the use of Juvenile Conference Committees, a large percentage of petitions filed in juvenile court can be diverted and disposed of expeditiously. The Juvenile Court can then devote more time to dealing with the serious and repeat juvenile offenders.

Another aspect of the Judicial Volunteer Program is district court mediation in which trained volunteers are used as mediators in specific cases in district court, mostly small claims.

## **CHILD SUPPORT/REFEREES**

The Alabama Central Disbursement Division (ACDD) of AOC was established as a result of a federal law known as the Welfare Reform Act of 1996. This law required that a single location be established in each state where employers could send wages withheld for child support, to be processed. In FY 2021, ACDD disbursed 460,853 payments, totaling over \$134,648,758 dollars; averaging 38,404 payments of just over \$11.2 million dollars, monthly.

Non-Title IV-D payments (or wages withheld but not processed through the Alabama Department of Human Resources) are receipted at a central location and disbursed by the ACDD. Payments are receipted at the Child Support Payment Center and disbursed to the custodial parent the next business day. Paper checks are no longer issued. Payments are sent to the recipient's checking account, savings account, or personal debit card. The result is a much safer and quicker process than paper checks, which benefits the child and the public. Recipients are notified via email when a payment is released.

With recent changes to the central website all payments received are posted by 7:00 am (CST) the next day. This enhancement has reduced the number of incoming calls to the ACDD and allows parents to find out about their support payments, without having to call. Parents also have the ability to view and print out their own payment histories from the website, as needed. Parents are encouraged to call the ACDD or send an email, if they have questions. The ACDD Call Center is open Monday through Friday, from 7:00 am until 5:00 pm (CST).

During FY 2021, there were 8 full-time and 19 part-time referees who served 23 counties. 22 of these referees were funded by the Alabama Department of Human Resources with federal child support monies.

## **VIOLENCE AGAINST WOMEN ACT (VAWA) GRANT**

This Grant is for the purpose of educating judicial officials and employees and other stakeholders on the causes and consequences of domestic violence, the actual content of the domestic violence and protection from abuse laws, and national and other state best practices in this area. This project is also for the purposes of presenting court officials with enhanced skills in domestic violence as well as to develop or expand existing automated systems to link police, prosecutors, and courts for the purpose of tracking arrests, protection orders, and convictions for violent crimes against women.

## **ACCOUNTABILITY COURTS**

### **DRUG COURTS**

Alabama currently faces severe issues with prison overcrowding. Model Drug Courts are one way of dealing with this problem. Drug Courts represent the coordinated efforts of the judiciary, prosecution, defense, probation, law enforcement, mental health, social services, and the treatment community to actively and forcefully intervene and break the cycle of substance abuse, addiction, and crime.

Currently, there are 59 Adult Drug Courts, in Alabama's 67 counties. On average, there are 3,300 active adult Drug Court participants each month in Alabama. Drug Courts are utilized as an



alternative sentencing method to: (1) assist non-violent offenders who have committed offenses while under the influence of alcohol or drugs to be given the opportunity to turn their lives around, and (2) make the public safer while reducing the demand for prison space. Alabama also features several other Problem-Solving Courts (specialized courts modeled after Drug Courts focused on addressing other underlying issues of chronic criminal behaviors) including 12 Family Drug Courts with an average of 300 active participants, 9 Juvenile Drug Courts with an average of 160 active participants, 28 (5 combined with Drug Courts) Veterans Treatment Courts with an average of 230 active participants, and 14 Mental Health Courts with an average of 210 active participants.

## **COURT REFERRAL OFFICER AND EDUCATION PROGRAMS**

The Court Referral Officer (CRO) Program began in 1985 as a pilot program to assist judges in early identification and placement of DUI offenders as one method of reducing the devastating problem of drunk driving. Since the implementation of the Mandatory Treatment Act of 1990, Court Referral Officers have provided services to defendants in a broader spectrum of cases related to alcohol and drug use or abuse. The CRO and Court Referral Education Programs are Alabama's legacy programs when dealing with alcohol and drug offenses.

CROs are a key ingredient in Alabama's comprehensive approach to the management of case involving substance abuse or other related issues. Utilizing the Operational Screening Criteria, CROs provide a thorough evaluation and make the appropriate recommendations for each defendant. This important information will ensure placement of each defendant in the most appropriate program to supplement traditional judicial sanctions.

Local Court Referral Programs were developed to provide defendants in alcohol and drug abuse-related offenses with education and treatment referral services, and to act as "resource brokers" within local communities. These programs were designed to be used in conjunction with court orders, not as a replacement for judicial sanctions.

In fiscal year 2021, 16,331 defendants were evaluated and referred for education or treatment. Of these defendants, 2,070 were placed in the Level I education programs, 8,836 were placed in the Level II education programs, and 5,894 were referred to Level III outpatient or inpatient programs. There were 86,972 monitoring sessions conducted in FY 2021.

The AOC certifies and contracts with 25 agencies to provide alcohol and drug education programs and more than 100 CROs to evaluate defendants and provide monitoring sessions throughout the State. The Court Referral Program receives no General Fund monies.

Many Community Corrections and Drug Court programs across Alabama include Court Referral Officers. This important meshing of these services has met with broad success.

## **FINANCE DIVISION**

The Finance Division of the Administrative Office of Courts, under the direction of the UJS Finance Director, is charged with the professional management of all funding resources allocated to the AOC and the trial courts of the State of Alabama. Support services are provided in the areas of budget preparation, accounting, purchasing, executive contract reviews, state agency contracts, county expense claims, property inventory, records management, and UJS expenditure management.

The Finance Director serves as a liaison with the appellate courts regarding fiscal matters and responds to questions pertaining to judicial finances from the Alabama legislative and executive branches of government. The total expenditures of the trial courts and the Administrative Office of Courts for fiscal year 2021 was \$187,998,426.

Grants awarded to the Administrative Office of Courts and trust accounts are administered by the grants accountant and the various project managers, in accordance with the appropriate policies and procedures. Expenditure vouchers are processed by accounting staff in accordance with procedures ad-



# ADMINISTRATIVE OFFICE OF COURTS

ministered by the State Comptroller, as well as the monthly balancing of all revenues and expenditures. The UJS Finance Division participates in financial and property audits as scheduled and coordinated with the State Examiner of Public Accounts and Office of the State Auditor to ensure compliance with all State government accountability procedures.

Additionally, the responsibilities of the UJS Finance Division include juror payments. Approximately 32,124 jurors served the Circuit Courts of Alabama from October 1, 2020 through September 30, 2021. Juror payments totaled \$794,996 in FY 2021.

The Finance Division has the responsibility of overseeing property management within the Alabama circuit and district courts and the AOC for state-owned commodities. The Unified Judicial System currently has approximately 10,235 active State property assets with a value of \$500 or more. These commodities are currently included on the statewide UJS inventory with an acquisition value in excess of \$13,187,119 dollars.

## HUMAN RESOURCES DIVISION

The Human Resources Division of the Administrative Office of Courts provides a full range of human resources services to the Judicial Branch of Government and the general public. Direct support is provided to approximately 1,876 Unified Judicial System officials and employees. These officials and employees include 132 appellate judges and employees (to include 2 Alabama Sentencing Commission Employees), 1,664 trial court officials and employees (appx. 218 are county funded employees), and 80 Administrative Office of Courts staff (including 1 temporary employee).

### PERSONNEL OPERATIONS

The Personnel Operations Section of this Division processes all personnel actions. In FY 2021, more than 2,772 separate actions were processed manually, including appointments, separations, leaves without pay, three and six-month probationary paperwork, and longevity bonuses, preparing and distributing salary adjustment invoices, as well as other miscellaneous actions such as tax, address, and name changes. The Operations Section maintains all employee personnel records and position control for the

judicial branch of government, using an automated information system and periodic reports. This section also audits all Unified Judicial System payrolls and certifies state service for the annual longevity bonus and conducts background checks and E-verify for applicants for the pre-employment screening process.

### PAYROLL OPERATIONS

The Payroll Section of the Human Resources Division provides or processes services such as: daily data entry, timesheets, one-time pay, supplemental pay, circuit clerks' restitution, reimbursement checks, Title IV-D payments, duplicate/cancelled warrants, county supplement, FICA cut offs, W-2 and eMap service requests through the year, JPO fund updates, insurance, reimbursement for separated/terminated/retired employees, longevity bonuses, deferred compensation (e.g., Great-West, RSA-1, United Way) funding source/organization code changes, unemployment compensation, insurance billing, direct deposits, employment verifications, retirement contributions, and miscellaneous deductions.

### FRINGE BENEFITS

The Human Resources Division is responsible for monitoring a leave program (Human Resources Desktop) for approximately 1,397 leave-earning UJS employees. Because leave represents a potential debt of the UJS, the Human Resources Division audits leave accounts annually.

### TESTING AND RECRUITMENT

For FY 2021, approximately 330 applicants took the written court specialist examinations that were given in the State of Alabama. In addition to maintaining the open and promotional court specialist registers, the division issued numerous special job announcements for positions at the AOC, the trial courts, the appellate courts, and the State Law Library. Approximately 425 total applications were received from these announcements.

### EQUAL EMPLOYMENT OPPORTUNITY

There were 467 minorities employed in the UJS in FY 2021. This included 70 elected officials. Minorities comprised 27.20 percent of the total Unified Judicial System work force. The Human Resources Director is also the EEOC Officer for the UJS.

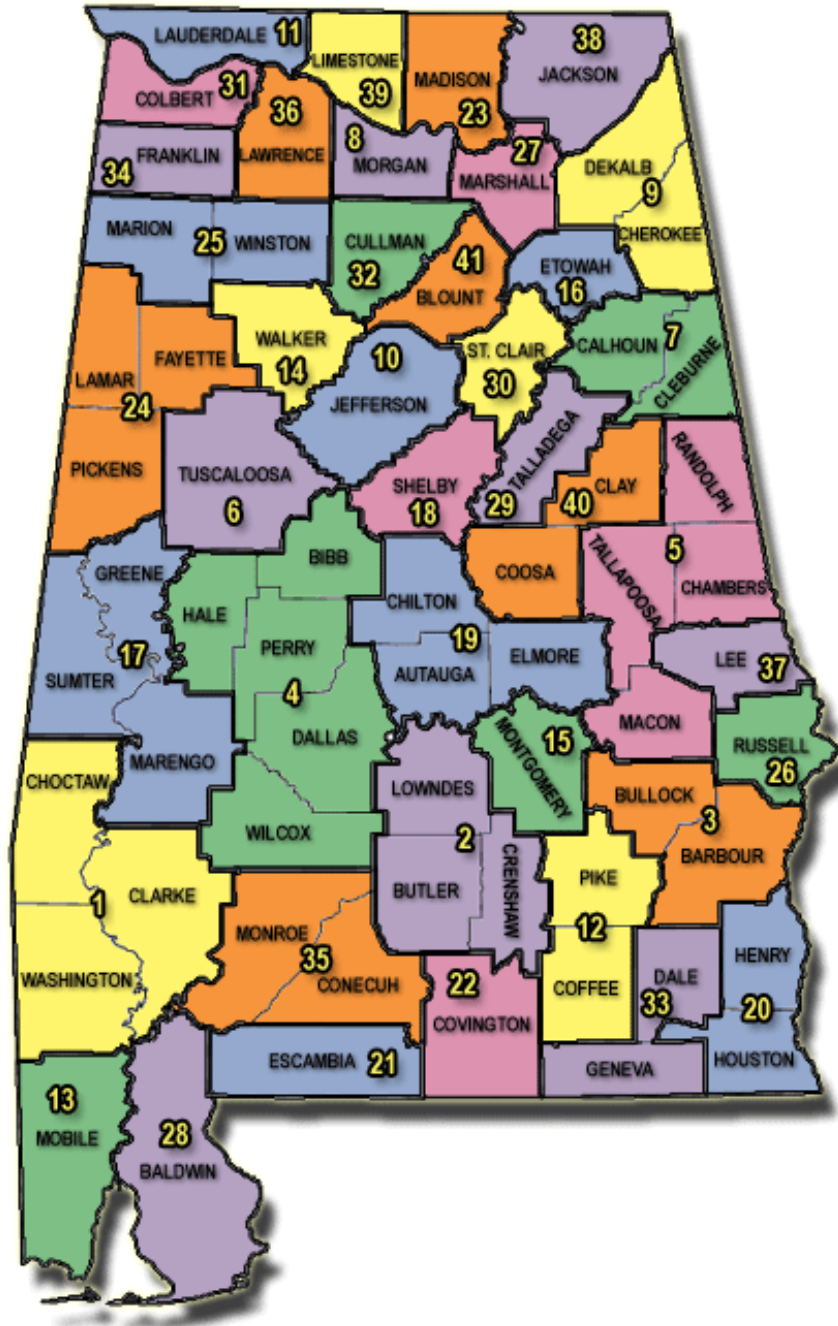
## LEGAL DIVISION

The Legal Division assists the Chief Justice, the Administrative Director of Courts, Alabama's circuit and district judges, circuit clerks and AOC's division directors in resolving legal issues that arise in the performance of their respective duties, and in the daily operation and administration of the United Judicial System. The Division provides court officials and court staff with updates on changes to statutory and case law, rules of court and court procedural manuals.

Legal Division staff attorneys routinely serve as Judicial College faculty members, providing needed instruction at periodic training sessions and conferences. Upon request, staff attorneys conduct legal research and discuss legal issues with judges and other court officials.

In addition, the legislative function is staffed by the Legal Division to provide a liaison between court and legislative officials on court-related matters.

# JUDICIAL CIRCUITS OF ALABAMA





*The Autauga County Courthouse was built in 1906, replacing the 1870 Italianate courthouse still standing today in downtown Prattville. The current courthouse was built in the modified Richardsonian Romanesque style. The courthouse was remodeled and an addition was built in 1962.*

There were 1,073 cases filed in Autauga Circuit Court in fiscal year 2021. Of those, 37% were criminal cases, 24% were civil cases, and 39% were domestic or juvenile cases. The Circuit Court disposed of 1,159 cases during the fiscal year.

During fiscal year 2021 8,654 cases were filed in Autauga District Court. Of those, 10% were criminal cases, 67% were traffic cases, 11.0% were small claims cases, 3% were other civil cases, 5% were juvenile cases, and 4% were child support cases. The District Court disposed of 8,896 cases during the fiscal year.



**Judicial Circuit:** 19th

**Circuit Judges:**

Ben A. Fuller (Presiding)  
Sibley G. Reynolds  
Billy W. Lewis

**District Judge:**

Joy P. Booth

**Circuit Clerk:**

Debra R. Hill

**Address:**

Autauga County Courthouse  
Post Office Box 681450  
134 North Court Street  
Prattville, Alabama 36067

**Telephone:**

(334) 358-6801

**Population:**

58,805



# BALDWIN COUNTY



*The Baldwin County Courthouse was designed in the Richardsonian Romanesque style by noted architect Frank Lockwood and built in 1901 after an election to move the courthouse from Daphne to Bay Minette. The courthouse stood vacant until 1905 when Bay Minette citizens physically removed all county records from the Daphne courthouse during the darkness of night in one of the most heated controversies of courthouse removal in Alabama history. The courthouse was remodeled and expanded in 1955. It was altered and remodeled again in 1988.*

**Judicial Circuit:** 28th

**Circuit Judges:**

Joseph Clark Stankoski (Presiding)  
Scott P. Taylor  
Carmen E. Bosch  
Jody W. Bishop  
Charles J. Norton

**District Judges:**

Michelle M. Thomason  
William E. Scully

**Circuit Clerk:**

Jody Wise Beard

**Address:**

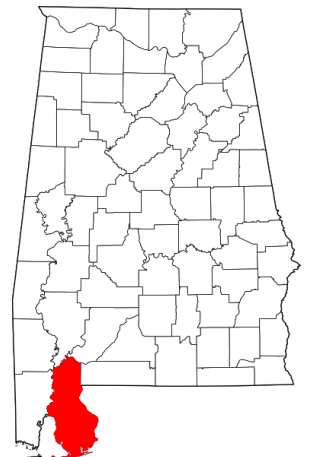
Baldwin County Courthouse  
312 Courthouse Square  
Bay Minette, Alabama 36507

**Telephone:** (251) 937-0280

**Population:** 231,767

There were 10,884 cases filed in Baldwin Circuit Court in fiscal year 2021. Of those, 49% were criminal cases, 13% percent were civil cases, 20% were domestic cases, 13% were juvenile cases, and 5% were child support cases. The Circuit Court disposed of 10,392 cases during the fiscal year.

During fiscal year 2021 27,811 cases were filed in Baldwin District Court. Of those, 32% were criminal cases, 52% were traffic cases, 11% were small claims, and 5% percent were other civil cases. The District Court disposed of 30,600 cases during the fiscal year.





# BARBOUR COUNTY

*Barbour County has two courthouses — one in Clayton (pictured) and one in Eufaula. The courthouse in Clayton was constructed in 1961 for \$414,030 and designed by Carl Herbert Lancaster, Jr., of Montgomery. It replaced an antebellum Greek revival courthouse.*

*The Eufaula courthouse was constructed in 1924 as a courthouse and city hall. It was renovated and expanded in 1986 and is now used exclusively as a courthouse.*



**Judicial Circuit:** 3rd

**Circuit Judge:**  
L. Burt Smithart

**District Judge:**  
Jonathon M. Horne

**Circuit Clerk:**  
Paige Smith

**Address:**  
Barbour County Courthouse  
Post Office Box 219  
One Court Square  
Clayton, Alabama 36016

Barbour County Courthouse  
303 East Broad Street  
Eufaula, Alabama 36027

**Telephone:**  
(334) 775-8366 (Clayton)  
(334) 687-1500 (Eufaula)

**Population:**  
25,223

There were 537 cases filed in Barbour Circuit Court in fiscal year 2021. Of those, 43% were criminal cases, 22% were civil cases, and 34% percent were domestic cases. The Circuit Court disposed of 339 cases during the fiscal year.

During fiscal year 2021 5,524 cases were filed in Barbour District Court. Of those, 17% percent were criminal cases, 57% percent were traffic cases, 14% percent were small claims, 2% were other civil cases, 2% were juvenile cases, and 7% were child support cases. The District Court disposed of 6,103 cases during the fiscal year.



# BIBB COUNTY



*The Bibb County Courthouse was constructed in 1902 at a cost of \$34,000 and was designed by William S. Hull, the architect who also designed the Choctaw County Courthouse. It is built in the Victorian Eclectic style with strong Romanesque influence.*

**Judicial Circuit:** 4th

**Circuit Judges:**

Marvin W. Wiggins (Presiding)  
Collins Pettaway, Jr.  
Donald L. McMillan

**District Judge:**

Craig A. Cargile

**Circuit Clerk:**

Kayla Cooner

**Address:**

Bibb County Courthouse  
Post Office Box 185  
35 Courthouse Square, East  
Centreville, Alabama 35042

**Telephone:**

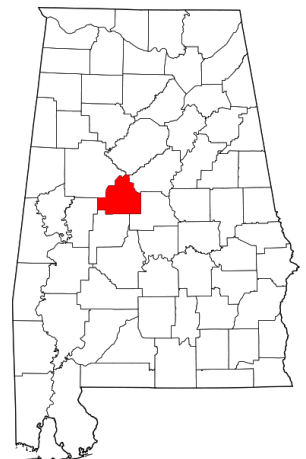
(205) 926-3103

**Population:**

22,293

There were 571 cases filed in Bibb Circuit Court in fiscal year 2021. Of those, 40% were criminal cases, 20% were civil cases, and 40% were domestic cases. The Circuit Court disposed of 517 cases during the fiscal year.

During fiscal year 2021 4,372 cases were filed in Bibb District Court. Of those, 14% were criminal cases, 65% were traffic cases, 7% were small claims, 2% were other civil cases, 8% were juvenile cases, and 4% were child support cases. The District Court disposed of 5,357 cases during the fiscal year.



# BLOUNT COUNTY

*The Blount County Courthouse was constructed in 1955 at a cost of one million dollars. J. Martin Lide was its architect.*



**Judicial Circuit:** 41st

**Circuit Judge:**  
Steven D. King

**District Judge:**  
Sherry C. Burns

**Circuit Clerk:**  
Cindy C. Massey

**Address:**  
Blount County Courthouse  
220 Second Avenue, East  
Oneonta, Alabama 35121

**Telephone:**  
(205) 625-4153

**Population:**  
59,134

There were 1,207 cases filed in Blount Circuit Court in fiscal year 2021. Of those, 39% were criminal cases, 30% were civil cases, and 30% were domestic cases. The Circuit Court disposed of 1,327 cases during the fiscal year.

During fiscal year 2021 7,805 cases were filed in Blount District Court. Of those, 20% were criminal cases, 61% were traffic cases, 9% were small claims, 2% were other civil cases, 6% were juvenile cases, and 2% were child support cases. The District Court disposed of 8,557 cases during the fiscal year.



# BULLOCK COUNTY



*The Bullock County Courthouse was constructed in 1872, six years after the formation of Bullock County. The courthouse was built in the Second Empire style and was patterned after an executive building in Washington, D.C. Construction costs totaled \$60,000. The courthouse underwent a multi-million dollar renovation in 1992.*

**Judicial Circuit:** 3rd

**Circuit Judge:**  
L. Burt Smithart

**District Judge:**  
Louis Cooper Rutland, Jr.

**Circuit Clerk:**  
Rashawn F. Harris

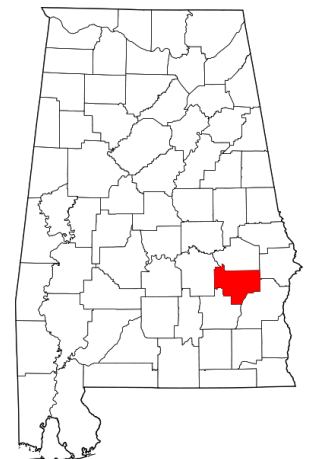
**Address:**  
Bullock County Courthouse  
Post Office Box 230  
217 North Prairie Street  
Union Springs, Alabama 36089

**Telephone:**  
(334) 738-2280

**Population:**  
10,357

There were 149 cases filed in Bullock Circuit Court in fiscal year 2021. Of those, 34% were criminal cases, 44% were civil cases, and 22% were domestic cases. The Circuit Court disposed of 157 cases during the fiscal year.

During fiscal year 2021 1,409 cases were filed in Bullock District Court. Of those, 12% were criminal cases, 68% were traffic cases, 8% were small claims, 4% were other civil cases, 3% were juvenile cases, and 5% were child support cases. The District Court disposed of 1,040 cases during the fiscal year.







*Built in 1903, the Butler County Courthouse is of late Victorian architecture with eclectic features. Designed by B. B. Smith of Montgomery, construction costs totaled \$60,000. An addition with a modern stone façade was added to the front of the building in the 1950s.*

## Judicial Circuit: 2nd

### Circuit Judge:

Terri Bozeman-Lovell (retired 05/2021)  
Cleveland Poole (appointed 06/2021)

### District Judge:

James M. Russell, Jr., (retired 01/2021)  
Nicki Myrick McFerrin (elected 11/2020)

### Circuit Clerk:

Mattie S. Gomillion

### Address:

Butler County Courthouse  
Post Office Box 236  
700 Court Square  
Greenville, Alabama 36037

### Telephone:

(334) 382-3521

### Population:

19,051

There were 941 cases filed in Butler Circuit Court in fiscal year 2021. Of those, 72% were criminal cases, 11% were civil cases, and 17% were domestic cases. The Circuit Court disposed of 887 cases during the fiscal year.

During fiscal year 2021, 8,009 cases were filed in Butler District Court. Of those, 15% were criminal cases, 76% were traffic cases, 4% were small claims, 1% were other civil cases, 1% were juvenile cases, and 2% were child support cases. The District Court disposed of 9,025 cases during the fiscal year.





# CALHOUN COUNTY



*The Calhoun County Courthouse is one of the earliest Neo-classical courthouses in Alabama. It was constructed 1900-1902 and designed by Atlanta architect James Wingfield Golucke, who designed twenty-seven courthouses in Georgia. The courthouse was gutted by fire in 1931 but was rebuilt without its four cupolas and with a clock tower instead of a dome. In recent years it has been extensively renovated and expanded.*

## Judicial Circuit: 7th

### Circuit Judges:

Louie H. Turner (Presiding)  
Brian P. Howell (retired 03/2021)  
Debra H. Jones  
Peggy P. Lacher  
Shannon C. Page  
Timothy Burgess (appointed 04/2021)

### District Judges:

Donna E. Rogers  
Thomas E. Wright  
Randy J. Moeller

### Circuit Clerk:

Kim B. McCarson

### Address:

Calhoun County Courthouse  
25 West 11th Street  
Anniston, Alabama 36201

### Telephone:

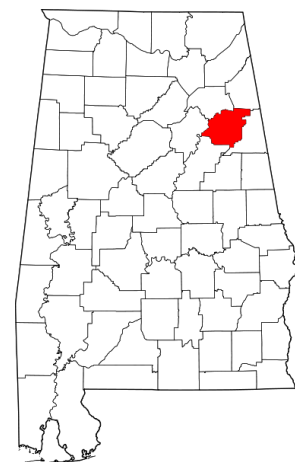
(256) 231-1750

### Population:

116,441

There were 9,563 cases filed in Calhoun Circuit Court in fiscal year 2021. Of those, 59% were criminal cases, 6% were civil cases, 15% were domestic cases, 11% were juvenile cases, and 9% were child support cases. The Circuit Court disposed of 8,929 cases during the fiscal year.

During fiscal year 2021 22,020 cases were filed in Calhoun District Court. Of those, 24% were criminal cases, 64% were traffic cases, 8% were small claims, and 3% were other civil cases. The District Court disposed of 23,676 cases during the fiscal year.



The Chambers County Courthouse was built in 1899. Designed by Atlanta architect James Wingfield Golucke, it is built in the Late Eclectic style, containing Victorian, Greek Revival, and Classical features. Construction costs totaled \$30,000. The dome contains the clock from the 1837 Chambers County Courthouse. An addition was added to the courthouse in 2002 which incorporated several buildings that were on the courthouse square. The courthouse is featured in the movie Mississippi Burning.



**Judicial Circuit: 5th**

**Circuit Judges:**  
Ray D. Martin (Presiding)  
Steven R. Perryman  
W. Isaac Whorton

**District Judge:**  
M. Calvin Milford, Jr.

**Circuit Clerk:**  
Lisa M. Burdette

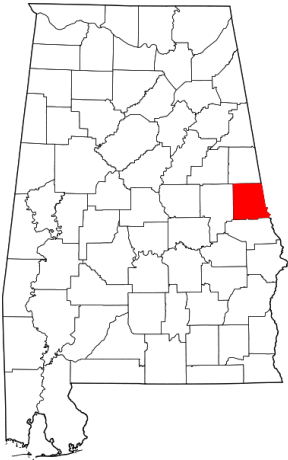
**Address:**  
Chambers County Courthouse  
Two Lafayette Street  
Lafayette, Alabama 36862

**Telephone:**  
(334) 864-4348

**Population:**  
34,772

There were 694 cases filed in Chambers Circuit Court in fiscal year 2021. Of those, 33% were criminal cases, 29% percent were civil cases, and 38% percent were domestic cases. The Circuit Court disposed of 690 cases during the fiscal year.

During fiscal year 2021 7,425 cases were filed in Chambers District Court. Of those, 22% were criminal cases, 63% were traffic cases, 7% were small claims, 3% percent were other civil cases, 2% were juvenile cases, and 3% were child support cases. The District Court disposed of 7,646 cases during the fiscal year.



# CHEROKEE COUNTY



*The Cherokee County Courthouse was constructed in 1936 at a cost of \$80,000. The courthouse was designed by Gadsden, Alabama, architect Paul W. Hofferbert.*

## Judicial Circuit: 9th

### Circuit Judges:

Shaunathan C. Bell (Presiding)  
Jeremy S. Taylor  
Andrew Hairston

### District Judge:

Wes Mobley

### Circuit Clerk:

Dwayne Amos

### Address:

Cherokee County Courthouse  
100 Main Street  
Centre, Alabama 35960

### Telephone:

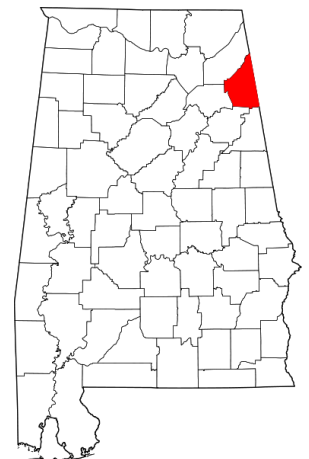
(256) 927-3637

### Population:

24,971

There were 1,401 cases filed in Cherokee Circuit Court in fiscal year 2021. Of those, 70% were criminal cases, 9% were civil cases, and 21% were domestic cases. The Circuit Court disposed of 1,253 cases during the fiscal year.

During fiscal year 2021 4,805 cases were filed in Cherokee District Court. Of those, 27% were criminal cases, 56% were traffic cases, 7% were small claims, 2% were other civil cases, 5% were juvenile cases, and 2% were child support cases. The District Court disposed of 4,972 cases during the fiscal year.



# CHILTON COUNTY

*The Chilton County Courthouse was built between 1960 and 1962. It was designed by Charles H. McCauley and Associates of Birmingham, and construction costs totaled over \$700,000.*



**Judicial Circuit:** 19th

**Circuit Judges:**

Ben A. Fuller (Presiding)  
Billy W. Lewis  
Sibley G. Reynolds

**District Judge:**

Christopher G. Speaks

**Circuit Clerk:**

Glenn D. McGriff

**Address:**

Chilton County Courthouse  
Post Office Box 1946  
500 Second Avenue North  
Clanton, Alabama 35046

**Telephone:**

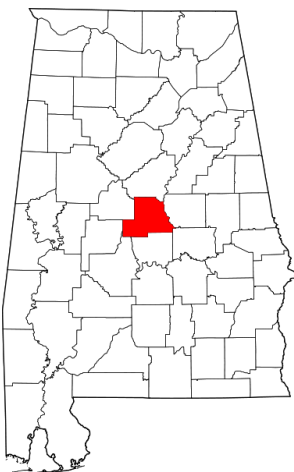
(205) 755-4275

**Population:**

45,014

There were 1,278 cases filed in Chilton Circuit Court in fiscal year 2021. Of those, 39% were criminal cases, 20% were civil cases, and 41% were domestic cases. The Circuit Court disposed of 1,359 cases during the fiscal year.

During fiscal year 2021 7,838 cases were filed in Chilton District Court. Of those, 33% were criminal cases, 44% were traffic cases, 9% were small claims, 3% were other civil cases, 4% were juvenile cases, and 7% were child support cases. The District Court disposed of 8,660 cases during the fiscal year.





# CHOCTAW COUNTY



*The Choctaw County Courthouse was built in 1906 at a cost of \$28,477. It was designed by William S. Hull in the Neo-classical Revival style of architecture. Alterations and additions were made to the courthouse in 1956 and 1965.*

## Judicial Circuit: 1st

### Circuit Judges:

Gaines McCorquodale (Presiding)  
Charles R. Montgomery

### District Judge:

Joe H. Thompson

### Circuit Clerk:

Candace Jenkins

### Address:

Choctaw County Courthouse  
Post Office Box 428  
117 South Mulberry Street  
Butler, Alabama 36904-0428

### Telephone:

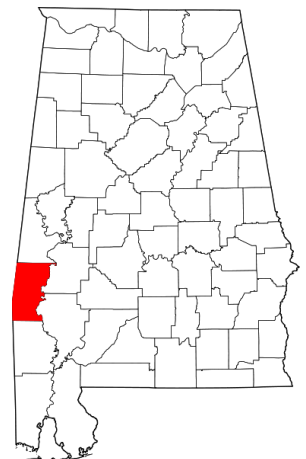
(205) 459-2155

### Population:

12,665

There were 385 cases filed in Choctaw Circuit Court in fiscal year 2021. Of those, 64% were criminal cases, 20% were civil cases, and 16% were domestic cases. The Circuit Court disposed of 378 cases during the fiscal year.

During fiscal year 2021 1,492 cases were filed in Choctaw District Court. Of those, 26% were criminal cases, 49% were traffic cases, 12% were small claims, 3% percent were other civil cases, 6% were juvenile cases, and 4% were child support cases. The District Court disposed of 1,613 cases during the fiscal year.





# CLARKE COUNTY

*The Clarke County Courthouse was constructed in 1954-1955. Charles H. McCauley of Birmingham was the architect.*



**Judicial Circuit:** 1st

**Circuit Judges:**

Gaines McCorquodale (Presiding)  
Charles R. Montgomery

**District Judge:**

James H. Morgan, Jr.

**Circuit Clerk:**

Summer S. Padgett

**Address:**

Clarke County Courthouse  
117 Court Street  
Post Office Box 921  
Grove Hill, Alabama 36451

**Telephone:**

(251) 275-3363

**Population:**

23,087

There were 885 cases filed in Clarke Circuit Court in fiscal year 2021. Of those, 63% were criminal cases, 17% were civil cases, and 20% percent were domestic cases. The Circuit Court disposed of 752 cases during the fiscal year.

During fiscal year 2021 2,924 cases were filed in Clarke District Court. Of those, 41% were criminal cases, 29% percent were traffic cases, 17% percent were small claims, 3% percent were other civil cases, 5% were juvenile cases, and 5% were child support cases. The District Court disposed of 2,903 cases during the fiscal year.



# CLAY COUNTY



*The Clay County Courthouse was built in 1906. The architect, Charles W. Carlton, designed it in the Neoclassical style. The Clay County Courthouse sits at the highest elevation of any courthouse in Alabama.*

**Judicial Circuit:** 40th

**Circuit Judge:**  
David Law

**District Judge:**  
James E. Malone

**Circuit Clerk:**  
Julie G. Poe

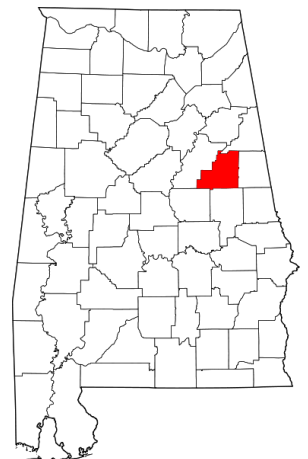
**Address:**  
Clay County Courthouse  
Post Office Box 816  
Court Square  
Ashland, Alabama 36251

**Telephone:**  
(256) 354-7926

**Population:**  
14,236

There were 551 cases filed in Clay Circuit Court in fiscal year 2021. Of those, 71% were criminal cases, 9% were civil cases, and 20% were domestic cases. The Circuit Court disposed of 492 cases during the fiscal year.

During fiscal year 2021 2,393 cases were filed in Clay District Court. Of those, 15% were criminal cases, 67% were traffic cases, 9% were small claims, 2% were other civil cases, 2% were juvenile cases, and 4% were child support cases. The District Court disposed of 1,953 cases during the fiscal year.



# CLEBURNE COUNTY

*The Cleburne County Courthouse, built in the Neoclassical style, was erected in 1907. Charles W. Carlton was the architect. Two wings were added to the courthouse in 1938.*



**Judicial Circuit:** 7th

**Circuit Judges:**

Louie H. Turner (Presiding)  
Brian P. Howell (retired 03/2021)  
Debra H. Jones  
Peggy P. Lacher  
Shannon C. Page  
Timothy Burgess (appointed 04/2021)

**District Judge:**

Melody Walker

**Circuit Clerk:**

Warren G. Sarrell III

**Address:**

Cleburne County Courthouse  
120 Vickery Street  
Heflin, Alabama 36264

**Telephone:**

(256) 463-2651

**Population:**

15,056

There were 1,272 cases filed in Cleburne Circuit Court in fiscal year 2021. Of those, 82% were criminal cases, 4% were civil cases, and 14% were domestic cases. The Circuit Court disposed of 1,551 cases during the fiscal year.

During fiscal year 2021 9,160 cases were filed in Cleburne District Court. Of those, 15% were criminal cases, 80% were traffic cases, 2% were small claims, 1% were other civil cases, 1% were juvenile cases, and 1% were child support cases. The District Court disposed of 8,148 cases during the fiscal year.



# COFFEE COUNTY



*The Coffee County Courthouse (pictured) in Elba was constructed in 1903 in the Romanesque Revival style of architecture. The courthouse survived floods in 1929, 1990, 1994, and 1998.*

*In 1907 Coffee County was divided into two jurisdictional sections, with Elba serving the western portion of the county and Enterprise serving the eastern portion of the county. The current Coffee County Courthouse in Enterprise was constructed in 1998. The architect of this courthouse was Donofro & Associates of Dothan.*

## **Judicial Circuit:** 12th

### **Circuit Judges:**

Jeffery W. Kelley (Presiding)  
Shannon R. Clark  
Henry T. Reagan

### **District Judge:**

Joshua F. Wilson

### **Circuit Clerk:**

Amy Reeves

### **Address:**

Coffee County Courthouse  
230 Court Avenue  
Elba, Alabama 36323

Coffee County Courthouse  
P. O. Box 311284  
104 North Edwards Street  
Enterprise, Alabama 36331

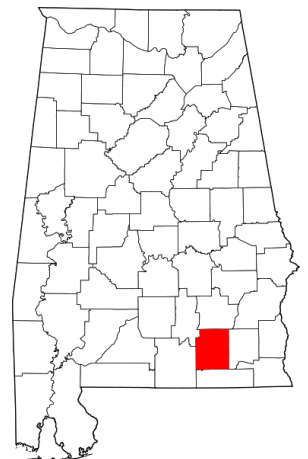
### **Telephone:**

(334) 897-2954 (Elba)  
(334) 383-2750 (Enterprise)

**Population:** 53,465

There were 1,817 cases filed in Coffee Circuit Court in fiscal year 2021. Of those, 58% were criminal cases, 19% were civil cases, and 23% were domestic cases. The Circuit Court disposed of 1,512 cases during the fiscal year.

During fiscal year 2021 9,772 cases were filed in Coffee District Court. Of those, 14% were criminal cases, 64% were traffic cases, 14% were small claims, 3% were other civil cases, 3% were juvenile cases, and 2% were child support cases. The District Court disposed of 9,819 cases during the fiscal year.





*The Colbert County Courthouse was originally built in 1881 in the Italianate style of architecture. It included a turret with a four-sided clock. The courthouse burned in 1909 and was rebuilt within the original exterior walls in the Greek Revival style with an octagonal clock tower.*



There were 1,325 cases filed in Colbert Circuit Court in fiscal year 2021. Of those, 33% were criminal cases, 25% were civil cases, and 42% were domestic cases. The Circuit Court disposed of 1,253 cases during the fiscal year.

During fiscal year 2021 6,363 cases were filed in Colbert District Court. Of those, 8% were criminal cases, 58% were traffic cases, 16% were small claims, 5% were other civil cases, 8% were juvenile cases, and 4% were child support cases. The District Court disposed of 6,075 cases during the fiscal year.



**Judicial Circuit:** 31st

**Circuit Judges:**  
Jacqueline M. Hatcher (Presiding)  
Kyle Brown

**District Judge:**  
Chadwick D. Coker

**Circuit Clerk:**  
Mark R. Eady

**Address:**  
Colbert County Courthouse  
Post Office Box 740370  
201 North Main Street  
Tuscumbia, Alabama 35674

**Telephone:**  
(256) 386-8512

**Population:**  
57,227

# CONECUH COUNTY



*The Conecuh County Courthouse, completed in 2007, is one of Alabama's newest courthouses. Built at a cost of \$6.5 million, the current courthouse replaced the 1901 Victorian courthouse which occupied the same site. The previous courthouse had fallen into disrepair.*

**Judicial Circuit:** 35th

**Circuit Judge:**  
Jack B. Weaver

**District Judge:**  
Clinton H. Hyde

**Circuit Clerk:**  
David F. Jackson

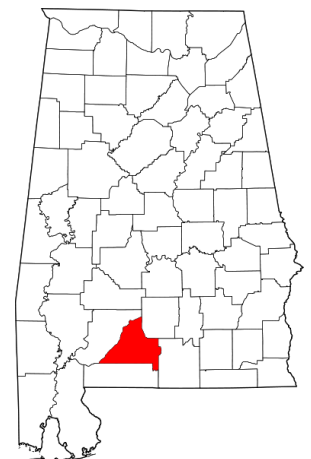
**Address:**  
Conecuh County Courthouse  
111 Court Street  
Evergreen, Alabama 36401

**Telephone:**  
(251) 578-2066

**Population:**  
11,597

There were 277 cases filed in Conecuh Circuit Court in fiscal year 2021. Of those, 42% were criminal cases, 24% were civil cases, and 34% were domestic cases. The Circuit Court disposed of 240 cases during the fiscal year.

During fiscal year 2021 2,986 cases were filed in Conecuh District Court. Of those, 7% were criminal cases, 79% were traffic cases, 7% were small claims, 2% were other civil cases, 2% were juvenile cases, and 3% were child support cases. The District Court disposed of 3,041 cases during the fiscal year.



*Built in 1858 by Patrick Coniff of Wetumpka, the Coosa County Courthouse was constructed in the Second Empire style of architecture. Construction costs totaled \$10,434.35. It was renovated and enlarged in 1906. A fire in 1925 destroyed the roof and cupolas on the front towers. The courthouse was renovated in 1970. During this renovation the current brick veneer was added to the building.*



**Judicial Circuit:** 40th

**Circuit Judge:**  
David Law

**District Judge:**  
Carlton L. Teel

**Circuit Clerk:**  
Anita Spivey

**Address:**  
Coosa County Courthouse  
Post Office Box 98  
One Main Street  
Rockford, Alabama 35136

**Telephone:**  
(256) 377-4988

**Population:**  
10,387

There were 331 cases filed in Coosa Circuit Court in fiscal year 2021. Of those, 70% were criminal cases, 14% were civil cases, and 16% were domestic cases. The Circuit Court disposed of 347 cases during the fiscal year.

During fiscal year 2021 2,827 cases were filed in Coosa District Court. Of those, 19% were criminal cases, 71% were traffic cases, 5% were small claims, 1% were other civil cases, 2% were juvenile cases, and 2% were child support cases. The District Court disposed of 2,780 cases during the fiscal year.



# COVINGTON COUNTY



*The Covington County Courthouse was completed in 1918. Built in the Neoclassical Revival style, it was designed by noted Montgomery architect Frank Lockwood. Construction costs totaled \$150,000. The building was enlarged in 1970.*

**Judicial Circuit:** 22nd

**Circuit Judges:**

Charles A. Short (Presiding)  
Benjamin M. Bowden

**District Judge:**

Julie S. Moody

**Circuit Clerk:**

Amy W. Jones

**Address:**

Covington County Courthouse  
One North Court Square  
Andalusia, Alabama 36420

**Telephone:**

(334) 428-2520

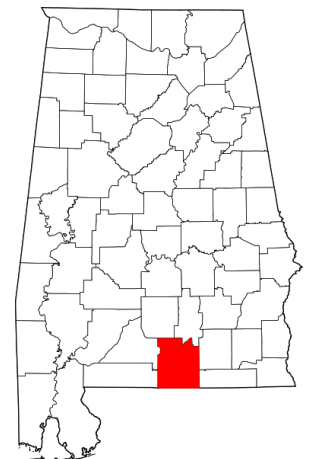
**Population:**

37,570



There were 1,507 cases filed in Covington Circuit Court in fiscal year 2021. Of those, 58% were criminal cases, 11% were civil cases, and 31% were domestic cases. The Circuit Court disposed of 1,519 cases during the fiscal year.

During fiscal year 2021 7,521 cases were filed in Covington District Court. Of those, 23% were criminal cases, 59% were traffic cases, 9% were small claims, 3% were other civil cases, 4% were juvenile cases, and 3% were child support cases. The District Court disposed of 7,471 cases during the fiscal year.





*The Crenshaw County Courthouse was constructed in 1955 at a cost of \$362,000. Built of modern design, the architect was Carl Herbert Lancaster, Jr., of Montgomery. It is faced with Alabama limestone.*



**Judicial Circuit:** 2nd

**Circuit Judge:**

Terri Bozeman-Lovell (retired 05/2021)  
Cleveland Poole (appointed 06/2021)

**District Judge:**

Thomas E. Sport

**Circuit Clerk:**

O. Jeannie Gibson

**Address:**

Crenshaw County Courthouse  
Post Office Box 167  
Luverne, Alabama 36049

**Telephone:**

(334) 335-6577

**Population:**

13,194

There were 606 cases filed in Crenshaw Circuit Court in fiscal year 2021. Of those, 64% were criminal cases, 10% were civil cases and 26% were domestic cases. The Circuit Court disposed of 558 cases during the fiscal year.

During fiscal year 2021 3,822 cases were filed in Crenshaw District Court. Of those, 20% were criminal cases, 69% were traffic cases, 7% were small claims, 2% were other civil cases, 2% were juvenile cases, and 1% were child support cases. The District Court disposed of 4,218 cases during the fiscal year.



# CULLMAN COUNTY



*The Cullman County Courthouse was constructed in 1964. The architect was Martin J. Lide of Birmingham. At the dedication in 1964, then newly elected probate judge (and later Alabama governor), Guy Hunt gave the invocation. On April 27, 2011, the Cullman County Courthouse received extensive damage from an EF-4 tornado.*

## **Judicial Circuit:** 32nd

### **Circuit Judges:**

Greg A. Nicholas (Presiding)  
Martha E. Williams

### **District Judges:**

Wells R. Turner, III  
Jeremy C. Floyd

### **Circuit Clerk:**

Lisa L. McSwain

### **Address:**

Cullman County Courthouse  
500 Second Avenue, SW  
Cullman, Alabama 35055

### **Telephone:**

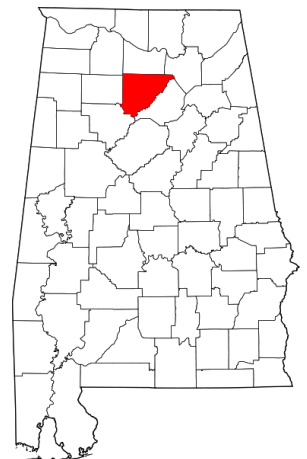
(256) 775-4770

### **Population:**

87,866

There were 2,457 cases filed in Cullman Circuit Court in fiscal year 2021. Of those, 41% were criminal cases, 15% were civil cases, and 43% were domestic cases. The Circuit Court disposed of 2,385 cases during the fiscal year.

During fiscal year 2021 13,882 cases were filed in Cullman District Court. Of those, 19% were criminal cases, 62% were traffic cases, 8% were small claims, 3% were other civil cases, 5% were juvenile cases, and 2% were child support cases. The District Court disposed of 15,414 cases during the fiscal year.



# DALE COUNTY

*The Dale County Courthouse was built in 1968 by the Madison Construction Company. The county is named for famed soldier and frontiersman Samuel Dale.*



**Judicial Circuit:** 33rd

**Circuit Judges:**  
William H. Filmore (Presiding)  
Kimberly A. Clark

**District Judges:**  
William S. Garner, Jr.  
Stuart K. Smith

**Circuit Clerk:**  
Delores P. Woodham

**Address:**  
Dale County Courthouse  
Post Office Box 1350  
Ozark, Alabama 36361

**Telephone:**  
(334) 774-5003

**Population:**  
49,326

There were 1,665 cases filed in Dale Circuit Court in fiscal year 2021. Of those, 55% were criminal cases, 10% were civil cases, and 34% were domestic cases. The Circuit Court disposed of 1,554 cases during the fiscal year.

During fiscal year 2021 8,860 cases were filed in Dale District Court. Of those, 12% were criminal cases, 59% were traffic cases, 17% were small claims, 3% were other civil cases, 5% were juvenile cases, and 3% were child support cases. The District Court disposed of 9,153 cases during the fiscal year.



# DALLAS COUNTY



*The Dallas County Courthouse was completed in 1960 and replaced the 1902 Richardsonian Romanesque courthouse which was severely damaged when the central clock tower collapsed into the main courtroom on July 7, 1957. An annex to the courthouse was built in 1979.*

## **Judicial Circuit:** 4th

### **Circuit Judges:**

Marvin W. Wiggins (Presiding)  
Collins Pettaway, Jr.  
Donald L. McMillan

### **District Judge:**

Robert E. Armstrong, III

### **Circuit Clerk:**

Lynnethia R. Bennett

### **Address:**

Dallas County Courthouse  
Post Office Box 1148  
105 Lauderdale Street  
Selma, Alabama 36702

### **Telephone:**

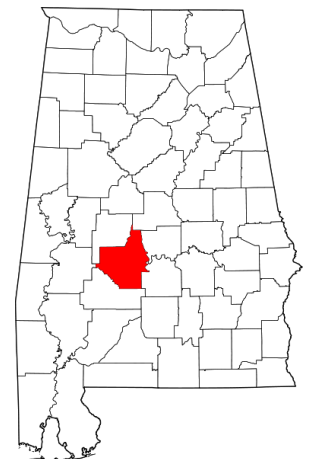
(334) 874-2523

### **Population:**

38,462

There were 823 cases filed in Dallas Circuit Court in fiscal year 2021. Of those, 35% were criminal cases, 35% were civil cases, and 30% were domestic cases. The Circuit Court disposed of 631 cases during the fiscal year.

During fiscal year 2021 8,112 cases were filed in Dallas District Court. Of those, 10% were criminal cases, 71% were traffic cases, 9% were small claims, 3% were other civil cases, 3% were juvenile cases, and 4% were child support cases. The District Court disposed of 5,904 cases during the fiscal year.





*The DeKalb County Courthouse was constructed in 1950. Sherlock, Smith, & Adams served as its architect. Originally constructed with four floors, a fifth floor was added during renovations made from 1973—1975. In 2000, additional renovations were made giving the building its current appearance.*



**Judicial Circuit:** 9th

**Circuit Judges:**  
Shaunathan C. Bell (Presiding)  
Jeremy S. Taylor  
Andrew Hairston

**District Judge:**  
Steven L. Whitmire, II

**Circuit Clerk:**  
Nathan T. Greeson

**Address:**  
DeKalb County Courthouse  
Post Office Box 681149  
300 Grand Avenue, South  
Fort Payne, Alabama 35968

**Telephone:**  
(256) 845-8525

**Population:**  
71,608

There were 3,271 cases filed in DeKalb Circuit Court in fiscal year 2021. Of those, 71% were criminal cases, 8% were civil cases and 20% were domestic cases. The Circuit Court disposed of 2,425 cases during the fiscal year.

During fiscal year 2021 10,947 cases were filed in DeKalb District Court. Of those, 33% were criminal cases, 47% were traffic cases, 10% were small claims, 3% were other civil cases, 5% were juvenile cases, and 2% were child support cases. The District Court disposed of 12,016 cases during the fiscal year.



# ELMORE COUNTY



*Constructed in 1995 in a modified classical revival design, the Elmore County Judicial Center houses all trial court operations for Elmore County. The probate judge and other county administrative officials are still housed in the Elmore County Courthouse located in downtown Wetumpka. The old Elmore County Courthouse was featured in the movie Big Fish.*

**Judicial Circuit:** 19th

**Circuit Judges:**

Ben A. Fuller (Presiding)  
Sibley G. Reynolds  
Billy W. Lewis

**District Judges:**

James Glenn Goggans  
Patrick D. Pinkston

**Circuit Clerk:**

James M. Dozier

**Address:**

Elmore County Judicial Center  
Post Office Box 310  
8935 Highway 231 North  
Wetumpka, Alabama 36092

**Telephone:**

(334) 514-3129

**Population:**

87,977

There were 2,602 cases filed in Elmore Circuit Court in fiscal year 2021. Of those, 61% were criminal cases, 13% were civil cases, 25% were domestic cases, and 1% were juvenile cases. The Circuit Court disposed of 2,348 cases during the fiscal year.

During fiscal year 2021 15,056 cases were filed in Elmore District Court. Of those, 21% were criminal cases, 62% were traffic cases, 7% were small claims, 3% were other civil cases, 4% were juvenile cases, and 3% were child support cases. The District Court disposed of 15,718 cases during the fiscal year.



*Construction began on the Escambia County Courthouse in 1959 and was completed in 1960. The architect was Charles H. McCauley of Birmingham, and it was built by Bear Brothers Construction Company of Montgomery. Construction costs totaled \$613,000.*



There were 1,376 cases filed in Escambia Circuit Court in fiscal year 2021. Of those, 61% were criminal cases, 14% were civil cases, and 25% were domestic cases. The Circuit Court disposed of 1,418 cases during the fiscal year.

During fiscal year 2021 9,901 cases were filed in Escambia District Court. Of those, 13% were criminal cases, 73% were traffic cases, 5% were small claims, 2% were other civil cases, 4% were juvenile cases, and 3% were child support cases. The District Court disposed of 9,546 cases during the fiscal year.



**Judicial Circuit:** 21st

**Circuit Judges:**  
Jeffrey White (Presiding)  
Jeffrey Stearnes

**District Judge:**  
James E. Coale

**Circuit Clerk:**  
John R. Fountain

**Address:**  
Escambia County Courthouse  
318 Bellville Avenue  
Post Office Box 856  
Brewton, Alabama 36427

**Telephone:**  
(251) 867-0225

**Population:**  
36,757

# ETOWAH COUNTY



*The Etowah County Courthouse was constructed in 1950. Built at a cost of \$1 million, J. Martin Lide was the architect of the courthouse. In May 1999, the cornerstone was laid for a \$8 million new Etowah County Judicial Center adjacent to the detention center. This modern building was designed by Mike Rutland of 2WR/Architects of Montgomery. At the same time, Etowah County completed a \$7 million renovation of the 1950 courthouse. McElrath & Oliver of Gadsden were the architects for the renovations to the courthouse.*

**Judicial Circuit:** 16th

**Circuit Judges:**

George C. Day, Jr. (Presiding)  
William B. Ogletree  
Cody D. Robinson  
Sonny J. Steen

**District Judges:**

Willis H. Clay  
Joe F. Nabors

**Circuit Clerk:**

Cassandra C. Johnson

**Address:**

Etowah County Judicial Center  
801 Forrest Avenue  
Gadsden, Alabama 35901

**Telephone:**

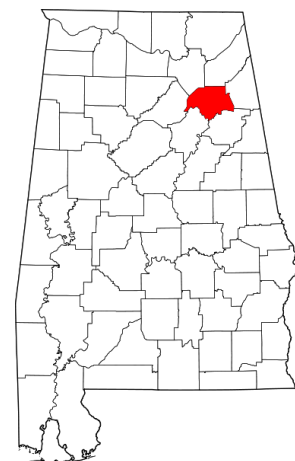
(256) 549-2181

**Population:**

103,436

There were 4,109 cases filed in Etowah Circuit Court in fiscal year 2021. Of those, 56% were criminal cases, 17% were civil cases, 27% were domestic cases. The Circuit Court disposed of 3,641 cases during the fiscal year.

During fiscal year 2021 15,378 cases were filed in Etowah District Court. 23% were criminal cases, 51% were traffic cases, 13% were small claims, 6% were other civil cases, 5% were juvenile cases, and 3% were child support cases. The District Court disposed of 16,309 cases during the fiscal year.



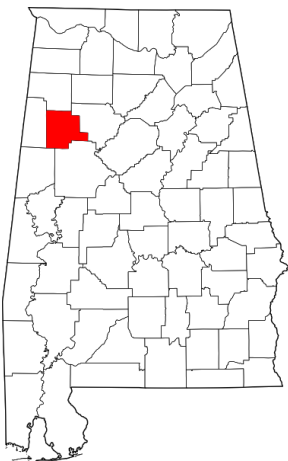


*The neo-classical revival Fayette County Courthouse was built in 1912. Construction costs totaled \$58,347.21. A \$2.6 million restoration of the courthouse was completed in 2001.*



There were 1,113 cases filed in Fayette Circuit Court in fiscal year 2021. Of those, 75% were criminal cases, 7% were civil cases, and 18% percent were domestic cases. The Circuit Court disposed of 820 cases during the fiscal year.

During fiscal year 2021 2,822 cases were filed in Fayette District Court. Of those, 29% were criminal cases, 51% were traffic cases, 10% were small claims, 2% were other civil cases, 4% were juvenile cases, and 4% were child support cases. The District Court disposed of 3,003 cases during the fiscal year.



**Judicial Circuit:** 24th

**Circuit Judge:**  
Sam Junkin

**District Judge:**  
Jack M. Nolen, Jr.

**Circuit Clerk:**  
Samantha W. Howard

**Address:**  
Fayette County Courthouse  
Post Office Box 906  
113 North Temple Avenue  
Fayette, Alabama 35555

**Telephone:**  
(205) 932-4617

**Population:**  
16,321

# FRANKLIN COUNTY



*The Franklin County Courthouse was built in 1954-1955 at a cost of \$460,000. Johnston & Jones of Starkville, Mississippi, were the architects. The limestone used in the construction of the courthouse is from Franklin County.*

**Judicial Circuit:** 34th

**Circuit Judge:**

Terry L. Dempsey

**District Judge:**

Paula B. McDowell

**Circuit Clerk:**

Anita Morgan Scott

**Address:**

Franklin County Courthouse  
Post Office Box 160  
410 North Jackson Street  
Russellville, Alabama 35653

**Telephone:**

(256) 332-8861

**Population:**

32,113

There were 901 cases filed in Franklin Circuit Court in fiscal year 2021. Of those, 39% were criminal cases, 28% were civil cases, and 33% were domestic cases. The Circuit Court disposed of 925 cases during the fiscal year.

During fiscal year 2021 4,566 cases were filed in Franklin District Court. Of those, 36% were criminal cases, 41% were traffic cases, 9% were small claims, 2% were other civil cases, 8% were juvenile cases, and 4% were child support cases. The District Court disposed of 4,496 cases during the fiscal year.

*Opened in 1965, the Geneva County Courthouse was paid for by a 20 year increase in ad valorem taxes which was passed by Geneva County residents in 1962. Construction costs totaled \$600,000. Sherlock, Smith, & Adams, Inc., were the architects.*



There were 882 cases filed in Geneva Circuit Court in fiscal year 2021. Of those, 56% were criminal cases and 10% were civil cases, 34% were domestic cases. The Circuit Court disposed of 908 cases during the fiscal year.

During fiscal year 2021 5,324 cases were filed in Geneva District Court. 17% were criminal cases, 62% were traffic cases, 9% were small claims, 2% were other civil cases, 5% were juvenile cases, and 4% were child support cases. The District Court disposed of 4,908 cases during the fiscal year.

**Judicial Circuit:** 33rd

**Circuit Judges:**

William H. Filmore (Presiding)  
Kimberly A. Clark

**District Judge:**

Stephen G. Smith

**Circuit Clerk:**

V. Gale Laye

**Address:**

Geneva County Courthouse  
Post Office Box 86  
200 North Commerce Street  
Geneva, Alabama 36340

**Telephone:**

(334) 684-5620

**Population:**

26,659

# GREENE COUNTY



*The William McKinley Branch Courthouse was constructed in 1993 by Campbell & Associates of Tuscaloosa at a cost of \$1.2 million. It is named for William McKinley Branch, the first African-American probate judge of Greene County. Upon his election in 1970, Branch also became the first African-American probate judge in the Deep South since Reconstruction.*

**Judicial Circuit:** 17th

**Circuit Judge:**  
Eddie Hardaway, Jr.

**District Judge:**  
Lillie Jones-Osborne

**Circuit Clerk:**  
Veronica Morton-Jones

**Address:**  
William M. Branch Courthouse  
Post Office Box 307  
400 Morrow Avenue  
Eutaw, Alabama 35462

**Telephone:**  
(205) 372-3598

**Population:**  
7,730

There were 124 cases filed in Greene Circuit Court in fiscal year 2021. Of those, 36% were criminal cases, 46% were civil cases, and 18% were domestic cases. The Circuit Court disposed of 110 cases during the fiscal year.

During fiscal year 2021 3,254 cases were filed in Greene District Court. Of those, 8% were criminal cases, 82% were traffic cases, 4% were small claims, 1% were other civil cases, 4% were juvenile cases, and 2% were child support cases. The District Court disposed of 3,303 cases during the fiscal year.



*The Hale County Courthouse was constructed in 1908 at a cost of \$44,676.19. It replaced the first courthouse which was originally built as the sanctuary of the Salem Baptist Church. In 1935, a fire destroyed the top floor of the courthouse. The building was restored, and a new clock tower was built. The clock tower contains the bell from the main building of Southern University which was located in Greensboro from 1856 until 1918.*



There were 291 cases filed in Hale Circuit Court in fiscal year 2021. Of those, 34% were criminal cases, 29% were civil cases, and 37% were domestic cases. The Circuit Court disposed of 205 cases during the fiscal year.

During fiscal year 2021 3,970 cases were filed in Hale District Court. Of those, 9% were criminal cases, 78% were traffic cases, 7% were small claims, 1% were other civil cases, and 2% were juvenile cases, and 2% were child support cases. The District Court disposed of 4,407 cases during the fiscal year.



## **Judicial Circuit: 4th**

### **Circuit Judges:**

Marvin W. Wiggins (Presiding)  
Collins Pettaway, Jr.  
Donald L. McMillan

### **District Judge:**

Timothy A. Evans

### **Circuit Clerk:**

Catrinna A. Long-Perry

### **Address:**

Hale County Courthouse  
Post Office Drawer 99  
1001 Main Street  
Greensboro, Alabama 36744

### **Telephone:**

(334) 684-4334

### **Population:**

14,785

# HENRY COUNTY



*The Henry County Courthouse was constructed in 1966 at a cost of \$504,332. The architectural firm of Epps and Davis designed the courthouse, and it was constructed by Jones and Hardy. The Courthouse is surrounded by a colonnade of 48 flared columns.*

**Judicial Circuit:** 20th

**Circuit Judges:**

Henry “Butch” Binford (Presiding)  
Raymond T. Derrick  
Larry K. Anderson  
Jimmy K. Moulton  
Maurice Steensland

**District Judge:**

James D. Peterson

**Circuit Clerk:**

Shirlene B. Vickers

**Address:**

Henry County Courthouse  
101 West Court Square  
Abbeville, Alabama 36310

**Telephone:**

(334) 585-2753

**Population:**

17,146

There were 784 cases filed in Henry Circuit Court in fiscal year 2021. Of those, 74% were criminal cases, 7% were civil cases, and 19% were domestic cases. The Circuit Court disposed of 819 cases during the fiscal year.

During fiscal year 2021 5,976 cases were filed in Henry District Court. 12% were criminal cases, 79% were traffic cases, 5% were small claims, 1% were other civil cases, and 2% were juvenile cases, and 1% were child support cases. The District Court disposed of 5,617 cases during the fiscal year.



*Construction began on the Houston County Courthouse in 1960 and was completed in April 1962. The architect was Joseph L. Donfro & Associates of Dothan. Construction costs totaled \$850,000. In 2002 the building was extensively remodeled.*



## **Judicial Circuit:** 20th

### **Circuit Judges:**

Henry “Butch” Binford (Presiding)  
Raymond T. Derrick  
Larry K. Anderson  
Jimmy K. Moulton  
Maurice Steensland

### **District Judges:**

Lori C. Ingram  
Benjamin H. Lewis

### **Circuit Clerk:**

Carla H. Woodall

### **Address:**

Houston County Courthouse  
Post Office Drawer 6406  
114 North Oates Street  
Dothan, Alabama 36302

### **Telephone:**

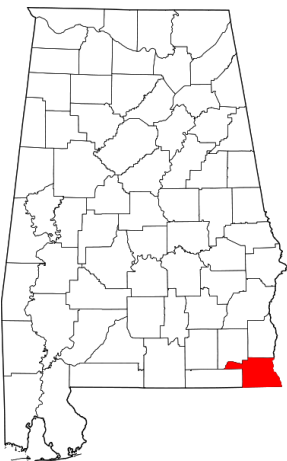
(334) 677-4858

### **Population:**

107,202

There were 7,017 cases filed in Houston Circuit Court in fiscal year 2021. Of those, 57% were criminal cases, 9% were civil cases, 15% were domestic cases, 13% were juvenile cases, and 7% were child support cases. The Circuit Court disposed of 6,453 cases during the fiscal year.

During fiscal year 2021 16,672 cases were filed in Houston District Court. Of those, 30% were criminal cases, 43% were traffic cases, 21% were small claims, and 6% were other civil cases. The District Court disposed of 18,216 cases during the fiscal year.





# JACKSON COUNTY



*The neo-classical Jackson County Courthouse was constructed in 1911-1912. It was designed by noted architect Richard H. Hunt. Additions were made to the courthouse in 1954 and 1968. In April 1931, the courthouse was the scene for the first of the Scottsboro Boys trials.*

**Judicial Circuit:** 38th

**Circuit Judges:**

John H. Graham (Presiding)  
Jenifer C. Holt (retired 01/2021)  
Brent Benson (elected 11/2020)

**District Judge:**

Robert D. Word III

**Circuit Clerk:**

Bart C. Buchanan

**Address:**

Jackson County Courthouse  
Post Office Box 397  
102 East Laurel Street  
Scottsboro, Alabama 35768

**Telephone:**

(256) 574-9320

**Population:**

52,579

There were 3,308 cases filed in Jackson Circuit Court in fiscal year 2021. Of those, 78% were criminal cases, 6% were civil cases and 16% were domestic cases. The Circuit Court disposed of 3,414 cases during the fiscal year.

During fiscal year 2021 8,580 cases were filed in Jackson District Court. Of those, 35% were criminal cases, 46% were traffic cases, 10% were small claims, 3% were other civil cases, 4% were juvenile cases, and 2% were child support cases. The District Court disposed of 9,174 cases during the fiscal year.





# JEFFERSON COUNTY (BIRMINGHAM DIVISION)

*The Jefferson County Courthouse was constructed in 1931 at a cost of \$3 million. The Chicago architectural firm of Holabird & Root, with the collaboration of Birmingham architect Harry Wheelock, designed the streamlined Art Deco building. An annex was added to the north of the building in 1962. A restoration and refitting of the courthouse was completed in 2002. Two large murals depicting the “Old South” and “New South” adorn the walls of the entrance lobby.*



## **Judicial Circuit:** 10th

### **Circuit Judges:**

Elisabeth A. French (Presiding)  
Patrick J. Ballard  
Donald E. Blankenship  
James F. Hughey  
Clyde E. Jones  
Teresa T. Pulliam  
Carole C. Smitherman  
Patricia A. Stephens  
Tracie A. Todd  
Robert S. Vance, Jr.  
Stephen C. Wallace  
Nakita R. Blocton  
Agnes J Chappell  
Brendette Brown Green  
Tamara H. Johnson  
Javan J. Patton  
Michael Streety  
Alaric O. May  
Janine Hunt-Hilliard  
Marshell J. Hatcher  
Shanta' C. Owens  
Anne Durward

### **District Judges:**

Shera C. Grant  
Katrina Ross  
William Alan Summers, Jr.  
William A. Bell, Jr.  
Pamela W. Cousins  
Debra Weston-Pickens  
Martha R. Cook  
Patrick Bentley (thru 01/2021)  
Maria Fortune (elected 11/2020)  
Ruby Y. Davis (elected 11/2020)

### **Circuit Clerk:**

Jacqueline A. Smith

### **Address:**

Jefferson County Courthouse  
716 Richard Arrington Jr. Blvd. N.  
Birmingham, Alabama 35203

### **Telephone:**

(205) 325-5360

### **Population:**

648,702

There were 14,681 cases filed in Jefferson Circuit Court, Birmingham Division, in fiscal year 2021. 20% were criminal cases, 28% were civil cases, 26% were domestic cases, 14% were juvenile cases, and 12% were child support cases. The Circuit Court disposed of 17,889 cases during the fiscal year.

During fiscal year 2021 46,127 cases were filed in Jefferson District Court, Birmingham Division. Of those, 28% were criminal cases, 42% were traffic cases, 18% were small claims, and 12% were other civil cases. The District Court disposed of 46,918 cases during the fiscal year.

# JEFFERSON COUNTY (BESSEMER DIVISION)



*The Jefferson County Bessemer Justice Center is Alabama's newest courthouse. Construction was completed in October 2009, and the Justice Center opened in June 2010. Built at a cost of \$38 million, the building was designed by Giattina Aycock Architecture Studio of Birmingham.*

**Judicial Circuit:** 10th

**Circuit Judges:**

David O. Carpenter  
David J. Hobdy, Jr.  
Annetta H. Verin  
Reginald L. Jeter

**District Judges:**

Lorraine W. Pringle  
Debra B. Winston  
Thomas E. Thrash

**Circuit Clerk:**

Karen Dunn Burks

**Address:**

Jefferson County Bessemer Justice Center  
1851 Second Avenue North  
Bessemer, Alabama 35020

**Telephone:**

(205) 497-8510

**Population:**

26,019

There were 4,062 cases filed in Jefferson Circuit Court, Bessemer Division in fiscal year 2021. Of those, 27% were criminal cases, 19% were civil cases, 21% were domestic cases, 17% were juvenile cases, and 16% were child support cases. The Circuit Court disposed of 4,143 cases during the fiscal year.

During fiscal year 2021 11,089 cases were filed in Jefferson District Court, Bessemer Division. Of those, 37% were criminal cases, 40% were traffic cases, 15% were small claims, and 8% were other civil cases. The District Court disposed of 11,754 cases during the fiscal year.



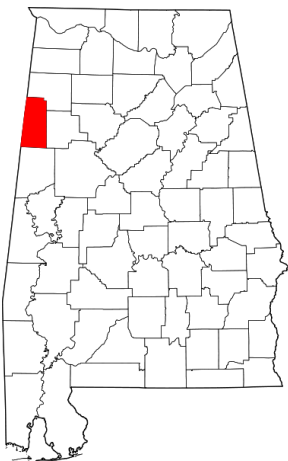
# LAMAR COUNTY

*The Lamar County Courthouse was constructed in 1909 and originally had a classical design with four large columns, a pedimented portico, and a dome. The courthouse was modernized in 1948 with the removal of the columns, portico, and dome, as well as the addition of a third floor.*



There were 528 cases filed in Lamar Circuit Court in fiscal year 2021. Of those, 57% were criminal cases, 18% were civil cases, and 25% were domestic cases. The Circuit Court disposed of 662 cases during the fiscal year.

During fiscal year 2021 2,757 cases were filed in Lamar District Court. Of those, 25% were criminal cases, 60% were traffic cases, 5% were small claims, 2% were other civil cases, 7% were juvenile cases, and 2% were child support cases. The District Court disposed of 2,650 cases during the fiscal year.



**Judicial Circuit:** 24th

**Circuit Judge:**  
Sam Junkin

**District Judge:**  
Jacob S. West

**Circuit Clerk:**  
Mary Ann Jones

**Address:**  
Lamar County Courthouse  
Post Office Box 434  
330 First Street, NE  
Vernon, Alabama 35592

**Telephone:**  
(205) 695-7193

**Population:**  
13,972



# LAUDERDALE COUNTY



*The Lauderdale County Courthouse was constructed in 1963. The modern designed, 5-story building was designed by North- ington, Smith and Kranert and cost \$2.2 million to construct.*

**Judicial Circuit:** 11th

**Circuit Judges:**

Gilbert P. Self (Presiding)  
William I. Powell  
Benjamin Graves

**District Judge:**

Carole C. Medley

**Circuit Clerk:**

Melissa Homan

**Address:**

Lauderdale County Courthouse  
200 South Court Street  
Post Office Box 776  
Florence, Alabama 35631

**Telephone:**

(256) 760-5728

**Population:**

93,564

There were 4,021 cases filed in Lauderdale Circuit Court in fiscal year 2021. Of those, 37% were criminal cases, 9% were civil cases, 18% percent were domestic cases, 26% were juvenile cases, and 9% were child support cases. The Circuit Court disposed of 3,915 cases during the fiscal year.

During fiscal year 2021 7,582 cases were filed in Lauderdale District Court. Of those, 25% were criminal cases, 52% were traffic cases, 17% were small claims, and 6% percent were other civil cases. The District Court disposed of 7,013 cases during the fiscal year.





*Built of limestone quarried near Russellville, Alabama, the Lawrence County Courthouse was constructed in 1936. This classical revival courthouse was designed by the architectural firm of Turner & Northington and cost \$450,000 to build.*



There were 866 cases filed in Lawrence Circuit Court in fiscal year 2021. Of those, 58% were criminal cases, 13% were civil cases and 29% were domestic cases. The Circuit Court disposed of 901 cases during the fiscal year.

During fiscal year 2021 5,088 cases were filed in Lawrence District Court. Of those, 27% were criminal cases, 52% were traffic cases, 9% were small claims, 2% were other civil cases, 7% were juvenile cases, and 2% were child support cases. The District Court disposed of 5,525 cases during the fiscal year.



**Judicial Circuit:** 36th

**Circuit Judge:**  
Mark B. Craig

**District Judge:**  
Angela D. Terry

**Circuit Clerk:**  
Sandra P. Ligon

**Address:**  
Lawrence County Courthouse  
Post Office Box 249  
14330 Court Street  
Moulton, Alabama 35650

**Telephone:**  
(256) 974-2438

**Population:**  
33,073

# LEE COUNTY



*Constructed in 1896 at a cost of \$24,000, the neo-classical Lee County Courthouse was designed by Andrew J. Bryan. In 1984, Lee County constructed a justice center at a cost of \$8.645 million. The justice center houses all judicial offices. The 1896 courthouse has been restored and houses county administration offices.*

**Judicial Circuit:** 37th

**Circuit Judges:**

Christopher J. Hughes (Presiding)  
Jacob A. Walker, III  
Michael C. Fellows

**District Judges:**

Russell K. Bush  
Steven T. Speakman

**Circuit Clerk:**

Mary B. Roberson

**Address:**

Lee County Justice Center  
2311 Gateway Drive  
Opelika, Alabama 36801

**Telephone:**

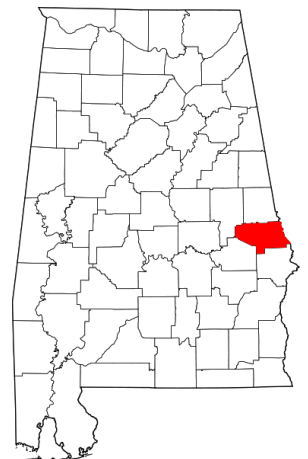
(334) 749-7141

**Population:**

174,241

There were 4,477 cases filed in Lee Circuit Court in fiscal year 2021. Of those, 32% were criminal cases, 16% were civil cases, 19% were domestic cases, 15% were juvenile cases, and 18% were child support cases. The Circuit Court disposed of 4,134 cases during the fiscal year.

During fiscal year 2021 16,468 cases were filed in Lee District Court. Of those, 14% were criminal cases, 60% were traffic cases, 12% were small claims, and 5% were other civil cases. The District Court disposed of 17,885 cases during the fiscal year.



*The Limestone County Courthouse was completed in 1919. Designed by Birmingham architect Bem Price, construction costs totaled approximately \$200,000. In 2005, all non-judicial offices were relocated to a new courthouse annex. The Limestone County Courthouse is currently undergoing renovations.*



There were 2,341 cases filed in Limestone Circuit Court in fiscal year 2021. Of those, 50% were criminal cases, 13% were civil cases, and 36% were domestic cases. The Circuit Court disposed of 1,892 cases during the fiscal year.

During fiscal year 2021 15,713 cases were filed in Limestone District Court. Of those, 14% were criminal cases, 71% were traffic cases, 8% were small claims, 2% were other civil cases, 3% were juvenile cases, and 2% were child support cases. The District Court disposed of 15,776 cases during the fiscal year.

**Judicial Circuit:** 39th

**Circuit Judges:**

Brandon C. Wise (Presiding)  
Robert M. Baker

**District Judges:**

Matthew R Huggins  
Russell West

**Circuit Clerk:**

William B. Curnutt

**Address:**

Limestone County Courthouse  
200 Washington Street, West  
Athens, Alabama 35611

**Telephone:**

(256) 233-6406

**Population:**

103,570



# LOWNDES COUNTY



*The Greek-revival Lowndes County Courthouse was built circa 1855 –1858. Additions were made and a cupola added to the courthouse in 1906. In the early 1980s, the courthouse was restored to closely resemble its original appearance.*

## Judicial Circuit: 2nd

### Circuit Judge:

Terri Bozeman-Lovell (retired 05/2021)  
Cleveland Poole (appointed 06/2021)

### District Judge:

Adrian D. Johnson

### Circuit Clerk:

Ruby A. Jones-Thomas

### Address:

Lowndes County Courthouse  
Post Office Box 876  
One Washington Street  
Hayneville, Alabama 36040

### Telephone:

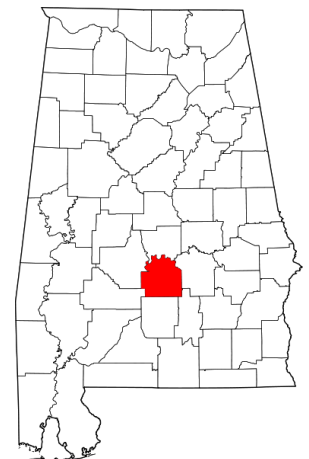
(334) 548-2252

### Population:

10,311

There were 292 cases filed in Lowndes Circuit Court in fiscal year 2021. Of those, 52% were criminal cases, 22% were civil cases, and 27% were domestic cases. The Circuit Court disposed of 279 cases during the fiscal year.

During fiscal year 2021 5,397 cases were filed in Lowndes District Court. Of those, 7% were criminal cases, 86% were traffic cases, 3% were small claims, 1% were other civil cases, 1% were juvenile cases, and 2% were child support cases. The District Court disposed of 4,609 cases during the fiscal year.





*The Macon County Courthouse was constructed in 1905. The Richardsonian Romanesque courthouse was designed by James Wingfield Golucke of Atlanta. The courthouse was gutted by fire in August 1985 but was subsequently restored. The courthouse was renamed The Judge Aubrey Ford Jr. Justice Center in January, 2015.*



There were 443 cases filed in Macon Circuit Court in fiscal year 2021. Of those, 41% were criminal cases, 34% were civil cases, and 25% were domestic cases. The Circuit Court disposed of 381 cases during the fiscal year.

During fiscal year 2021 5,710 cases were filed in Macon District Court. Of those, 9% were criminal cases, 82% were traffic cases, 5% were small claims, 1% were other civil cases, 1% were juvenile cases, and 1% were child support cases. The District Court disposed of 5,729 cases during the fiscal year.



**Judicial Circuit:** 5th

**Circuit Judges:**  
Ray D. Martin (Presiding)  
Steven R. Perryman  
W. Isaac Whorton

**District Judge:**  
Deborah Biggers

**Circuit Clerk:**  
David R. Love, Jr.

**Address:**  
Macon County Courthouse  
101 East Rosa Parks Avenue  
Tuskegee, Alabama 36083

**Telephone:**  
(334) 724-2614

**Population:**  
19,532

# MADISON COUNTY



*Construction began on the Madison County Courthouse in 1964 and was completed in 1966. Designed by Lloyd Kranner and Thomas Jones, the 11-story modern courthouse cost \$5.3 million to construct.*

## **Judicial Circuit:** 23rd

### **Circuit Judges:**

Ruth Ann Hall (Presiding)  
Alison Austin  
Christian M. Comer  
Karen K. Hall  
D. Alan Mann  
Dennis E. O'Dell  
Donna S. Pate  
Claude Hundley

### **District Judges:**

Linda F. Coats  
Patricia Demos  
Patrick M. Tuten  
Donald N. Rizzardi

**Circuit Clerk:** Debra Kizer

**Address:** Madison County Courthouse  
100 North Side Square  
Huntsville, AL 35801

There were 9,995 cases filed in Madison Circuit Court in fiscal year 2021. Of those, 54% were criminal cases, 17% were civil cases, and 29% percent were domestic cases. The Circuit Court disposed of 9,338 cases during the fiscal year.

During fiscal year 2021 28,587 cases were filed in Madison District Court. Of those, 33% were criminal cases, 30% were traffic cases, 19% were small claims, 9% were other civil cases, 5% were juvenile, and 4% were child support cases. The District Court disposed of 28,705 cases during the fiscal year.

**Telephone:**  
(256) 532-3390

**Population:**  
388,153

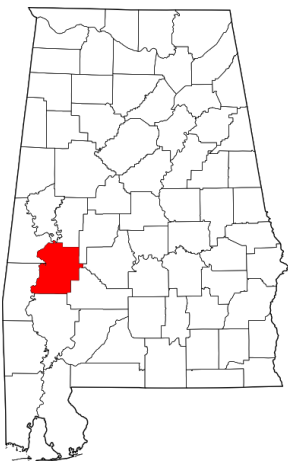


*The Marengo County Courthouse was constructed in 1968 at a cost of \$675,000. Designed by Sherlock, Smith, & Adams, the current courthouse replaced the 1902 courthouse which was destroyed in a 1965 fire.*



There were 321 cases filed in Marengo Circuit Court in fiscal year 2021. Of those, 37% were criminal cases, 31% were civil cases, and 32% were domestic cases. The Circuit Court disposed of 384 cases during the fiscal year.

During fiscal year 2021 3,728 cases were filed in Marengo District Court. Of those, 13% were criminal cases, 62% were traffic cases, 11% were small claims, 3% were other civil cases, 7% were juvenile case, and 4% were child support cases. The District Court disposed of 3,647 cases during the fiscal year.



**Judicial Circuit:** 17th

**Circuit Judge:**  
Eddie Hardaway, Jr.

**District Judge:**  
Vincent K. Deas

**Circuit Clerk:**  
James K. Freeman

**Address:**  
Marengo County Courthouse  
Post Office Box 480566  
101 East Coats Avenue  
Linden, Alabama 36748

**Telephone:**  
(334) 295-2219

**Population:**  
19,323

# MARION COUNTY



*Constructed in 1902, the Marion County Courthouse was originally built in the Richardsonian Romanesque style of architecture and featured a rough sandstone façade and five-story clock tower. Additions were made to the courthouse in 1940. In 1960, the courthouse was enlarged and modernized.*

**Judicial Circuit:** 25th

**Circuit Judges:**

Jimmy D. Burt (Presiding)  
Talmage Lee Carter

**District Judge:**

Mark E. Hammitte

**Circuit Clerk:**

Denise Mixon

**Address:**

Marion County Courthouse  
Post Office Box 1595  
123 South Military Street  
Hamilton, Alabama 35570

**Telephone:**

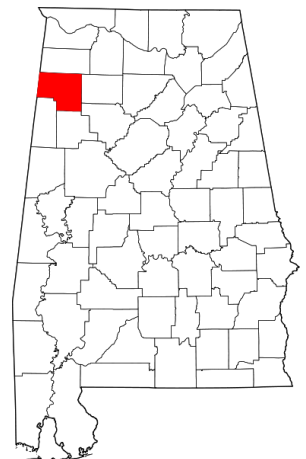
(205) 921-7451

**Population:**

29,341

There were 1,974 cases filed in Marion Circuit Court in fiscal year 2021. Of those, 61% were criminal cases, 5% were civil cases, 34% were domestic cases. The Circuit Court disposed of 2,018 cases during the fiscal year.

During fiscal year 2021 8,632 cases were filed in Marion District Court. Of those, 12% were criminal cases, 75% were traffic cases, 5% were small claims, 2% were other civil cases, 3% were juvenile cases, and 3% were child support cases. The District Court disposed of 8,370 cases during the fiscal year.





*The Marshall County Courthouse in Guntersville was built in 1896 in the Romanesque Revival style. It was remodeled and enlarged in 1935, 1948, 1963, and 1990.*

*A second courthouse was constructed circa 1910-1911 in Albertville. That courthouse was renovated in 1935 and again in the late 1990s.*



There were 3,289 cases filed in Marshall Circuit Court in fiscal year 2021. Of those, 58% were criminal cases, 12% were civil cases, and 30% were domestic cases. The Circuit Court disposed of 2,636 cases during the fiscal year.

During fiscal year 2021 9,788 cases were filed in Marshall District Court. Of those, 20% were criminal cases, 48% were traffic cases, 14% were small claims, 5% were other civil cases, 10% were juvenile cases, and 3% were child support cases. The District Court disposed of 10,032 cases during the fiscal year.



**Judicial Circuit:** 27th

**Circuit Judges:**

Christopher F. Abel (Presiding)  
F. Timothy Riley  
John M. Mastin

**District Judges:**

Mitchell S. Floyd  
Zachary A. Ross

**Circuit Clerk:**

Angela L. Johnson

**Address:**

Marshall County Courthouse  
424 Blount Avenue  
Guntersville, Alabama 35976

Marshall County Courthouse  
133 South Emmett Street  
Albertville, Alabama 35950

**Telephone:**

(256) 571-7785 (Guntersville)  
(256) 878-4521 (Albertville)

**Population:** 97,612

# MOBILE COUNTY



*Completed in December 1994, the 581,000-square-foot Mobile Government Plaza was the first structure in the nation to combine county and city governments and the court system in one facility. Designed by Harry Goleman and Mario Bolullo of Houston, Texas, and Fred Woods of Mobile, the \$58 million complex consists of 10-story administration building and a 9-story judicial building connected by a 50,000 square foot public atrium.*

**Judicial Circuit:** 13th

**Circuit Judges:**

Michael A. Youngpeter (Presiding)  
Benjamin H. Brooks III  
Walter H. Honeycutt  
Edmond G. Naman  
Jay A. York  
James T. Patterson  
Michael D. Sherman  
Brandy B. Hambright  
Samuel W. Pipes  
Jill Phillips-Crepeau  
Michael P. Windom

**District Judges:**

Joe E. Basenberg (retired 01/2021)  
George A. Brown  
George N. Hardesty, Jr.  
Spiro N. Cheriogotis  
George Zoghby  
Charles Z. Moore (elected 11/2020)

**Circuit Clerk:**

Jo Jo Schwarzauser

**Address:**

205 Government Street  
Mobile, Alabama 36644

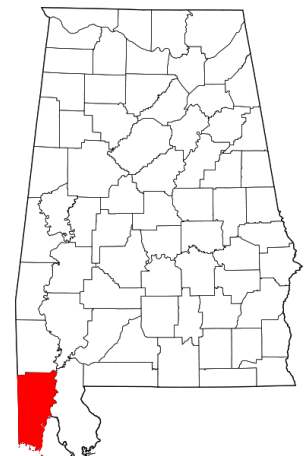


There were 18,812 cases filed in Mobile Circuit Court in fiscal year 2021. Of those, 36% were criminal cases, 13% were civil cases, 17% were domestic cases, 20% were juvenile cases, and 14% were child support cases. The Circuit Court disposed of 18,129 cases during the fiscal year.

During fiscal year 2021 45,119 cases were filed in Mobile District Court. Of those, 31% were criminal cases, 46% were traffic cases, 14% were small claims, and 8% were other civil cases. The District Court disposed of 47,237 cases during the fiscal year.

**Telephone:**  
(251) 574-8806

**Population:**  
414,809



*The Monroe County Courthouse was constructed in 1963 at a cost of \$500,000. According to the architect, it contains “design elements reminiscent of early southern buildings.”*



There were 542 cases filed in Monroe Circuit Court in fiscal year 2021. Of those, 50% were criminal cases, 19% were civil cases, and 30% were domestic cases. The Circuit Court disposed of 464 cases during the fiscal year.

During fiscal year 2021 4,854 cases were filed in Monroe District Court. Of those, 11% were criminal cases, 71% were traffic cases, 9% were small claims, 2% were other civil cases, 3% were juvenile cases, and 3% were child support cases. The District Court disposed of 4,902 cases during the fiscal year.

**Judicial Circuit:** 35th

**Circuit Judge:**  
Jack B. Weaver

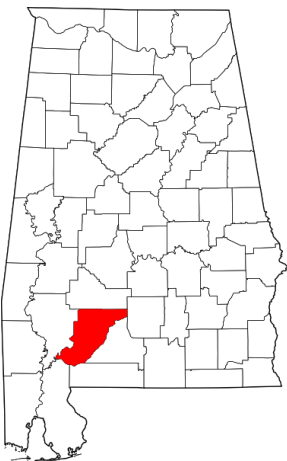
**District Judge:**  
Donna L. Silcox

**Circuit Clerk:**  
Wesley D. Hines

**Address:**  
Monroe County Courthouse  
65 North Alabama Avenue  
Monroeville, Alabama 36460

**Telephone:**  
(251) 743-2283

**Population:**  
19,772



# MONTGOMERY COUNTY



*The modern four-story Montgomery County Courthouse was dedicated in May 1987 and was designed by the Montgomery architectural firm of Pearson, Humphries, Jones, and Associates. The 1958 courthouse was renovated and now houses the county's administrative offices. In 2009, the courthouse was renamed the Phelps-Price Justice Center, in honor of the late Judge Joseph Phelps, and retired Judge Charles Price.*

**Judicial Circuit:** 15th

**Circuit Judges:**

Johnny Hardwick (Presiding)  
James B. Anderson  
Robert T. Bailey (retired 01/2021)  
Cleophus Gaines  
Gregory Griffin  
Anita L. Kelly  
Calvin L. Williams  
Jimmy B. Pool  
Holbrook E. Reid  
Lloria James (elected 11/2020)

**District Judges:**

Pamela R. Higgins  
Tiffany McCord  
Monet E. Gaines

**Circuit Clerk:**

Gina Ishman

**Address:**

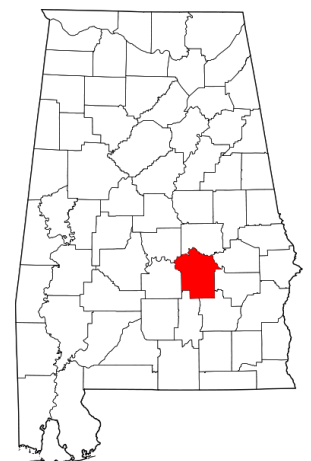
Phelps-Price Justice Center  
Post Office Box 1667  
251 South Lawrence Street  
Montgomery, Alabama 35570

There were 8,062 cases filed in Montgomery Circuit Court in fiscal year 2021. Of those, 25% were criminal cases, 26% were civil cases, 23% were domestic cases, 11% were juvenile cases, and 15% were child support cases. The Circuit Court disposed of 7,574 cases during the fiscal year.

During fiscal year 2021 21,735 cases were filed in Montgomery District Court. Of those, 13% were criminal cases, 48% were traffic cases, 26% were small claims, and 13% were other civil cases. The District Court disposed of 23,603 cases during the fiscal year.

**Telephone:**  
(334) 832-1260

**Population:**  
228,954





# MORGAN COUNTY

*Designed by Decatur architect Walter Hickman Hall, the Morgan County Courthouse was first occupied in April 1976.*



There were 4,445 cases filed in Morgan Circuit Court in fiscal year 2021. Of those, 63% were criminal cases, 11% were civil cases, and 26% were domestic cases. The Circuit Court disposed of 4,499 cases during the fiscal year.

During fiscal year 2021 16,839 cases were filed in Morgan District Court. Of those, 21% were criminal cases, 54% were traffic cases, 11% were small claims, 4% were other civil cases, 5% were juvenile cases, and 5% were child support cases. The District Court disposed of 18,016 cases during the fiscal year.



**Judicial Circuit:** 8th

**Circuit Judges:**

Charles B. Elliott (Presiding)  
Jennifer M. Howell  
Stephen F. Brown

**District Judges:**

Brent M. Craig  
Charles B. Langham (retired 01/2021)  
Shelly S. Waters  
Kevin R. Kusta (elected 11/2020)

**Circuit Clerk:**

Christopher M. Priest

**Address:**

Morgan County Courthouse  
Post Office Box 668  
302 Lee Street  
Decatur, Alabama 35602

**Telephone:**

(256) 351-4790

**Population:**

123,421

# PERRY COUNTY



*Designed by Massachusetts native Benjamin F. Parsons, the Perry County Courthouse was constructed in 1855. In 1955, two wings were added to the north and south sides of the courthouse and the structure was painted white. The courthouse's exterior was featured in the 1968 movie The Heart Is A Lonely Hunter.*

## **Judicial Circuit:** 4th

### **Circuit Judges:**

Marvin W. Wiggins (Presiding)  
Collins Pettaway, Jr.  
Donald L. McMillan

### **District Judge:**

Robert D. Bryant

### **Circuit Clerk:**

Mia Jacobs-Turner

### **Address:**

Perry County Courthouse  
Post Office Box 505  
300 Washington Street  
Marion, Alabama 36756

### **Telephone:**

(334) 683-6106

### **Population:**

8,511

There were 223 cases filed in Perry Circuit Court in fiscal year 2021. Of those, 47% were criminal cases, 29% were civil cases, and 24% were domestic cases. The Circuit Court disposed of 135 cases during the fiscal year.

During fiscal year 2021 1,813 cases were filed in Perry District Court. Of those, 7% were criminal cases, 78% were traffic cases, 8% were small claims, 2% were other civil cases, 2% were juvenile cases, and 3% were child support cases. The District Court disposed of 1,669 cases during the fiscal year.



# PICKENS COUNTY

*Constructed in 1994, the Pickens County Judicial Center was designed by Johnson Bailey Henderson McNeal Architects, Inc. It sits across from the Italianate 1878 Pickens County Courthouse which is known for the “face in the window.”*



There were 976 cases filed in Pickens Circuit Court in fiscal year 2021. Of those, 69% were criminal cases, 8% were civil cases, and 23% were domestic cases. The Circuit Court disposed of 699 cases during the fiscal year.

During fiscal year 2021 3,040 cases were filed in Pickens District Court. Of those, 24% were criminal cases, 57% were traffic cases, 8% were small claims, 3% were other civil cases, 5% were juvenile cases, and 4% were child support cases. The District Court disposed of 3,834 cases during the fiscal year.



**Judicial Circuit:** 24th

**Circuit Judge:**  
Sam Junkin

**District Judge:**  
David L. Bailey

**Circuit Clerk:**  
Keith Cox

**Address:**  
Pickens County Judicial Center  
Post Office Box 418  
20 Phoenix Avenue  
Carrollton, Alabama 35447

**Telephone:**  
(205) 367-2050

**Population:**  
19,123

# PIKE COUNTY



*Completed in 1953, the Pike County Courthouse replaced the 1880 courthouse which was located one block away from the current courthouse on the public square. Charles F. Minch of Montgomery was the architect. The courthouse was extensively renovated in 2001.*

**Judicial Circuit:** 12th

**Circuit Judges:**

Jeffery W. Kelley (Presiding)  
Shannon R. Clark  
Henry T. Reagan

**District Judge:**

Stephen C. Curtis

**Circuit Clerk:**

Jamie N. Scarbrough

**Address:**

Pike County Courthouse  
120 West Church Street  
Troy, Alabama 36081

**Telephone:**

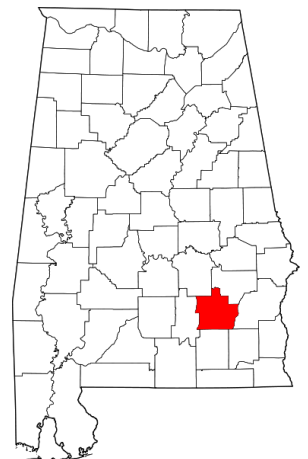
(334) 566-4622

**Population:**

33,009

There were 1,075 cases filed in Pike Circuit Court in fiscal year 2021. Of those, 65% were criminal cases, 19% were civil cases, and 16% were domestic cases. The Circuit Court disposed of 1,019 cases during the fiscal year.

During fiscal year 2021 8,550 cases were filed in Pike District Court. Of those, 9% were criminal cases, 77% were traffic cases, 8% were small claims, 2% were other civil cases, 2% were juvenile cases, and 2% were child support cases. The District Court disposed of 8,039 cases during the fiscal year.





*The Randolph County Courthouse, built in 1941, was constructed in the footprint of the previous courthouse which burned in 1937. Designed by Paul W. Hofferbert and constructed by the Works Progress Administration, the courthouse cost \$200,000 to build. In 1985 and 1986, the county gutted the interior of the courthouse and completely renovated the interior and exterior.*



There were 648 cases filed in Randolph Circuit Court in fiscal year 2021. Of those, 47% were criminal cases, 26% were civil cases, and 28% were domestic cases. The Circuit Court disposed of 560 cases during the fiscal year.

During fiscal year 2021 4,000 cases were filed in Randolph District Court. Of those, 18% were criminal cases, 63% were traffic cases, 10% were small claims, 2% were other civil cases, 4% were juvenile cases, and 3% were child support cases. The District Court disposed of 3,644 cases during the fiscal year.



**Judicial Circuit:** 5th

**Circuit Judges:**  
Ray D. Martin (Presiding)  
Steven R. Perryman  
W. Isaac Whorton

**District Judge:**  
Amy M. Newsome

**Circuit Clerk:**  
Christopher R. May

**Address:**  
Randolph County Courthouse  
Post Office Box 328  
One Main Street  
Wedowee, Alabama 36278

**Telephone:**  
(256) 357-4551

**Population:**  
21,967

# RUSSELL COUNTY



*Built in 1938 through the Federal Public Works Administration, the neo-classical Russell County Courthouse was constructed after the seat of government was moved from Seale to Phenix City. In 2011, all county administration offices moved to a new courthouse on the banks of the Chattahoochee River. The 1938 courthouse is currently undergoing extensive additions and renovations. Upon completion, it will become the Russell County Judicial Center, housing all court operations.*

**Judicial Circuit:** 26th

**Circuit Judges:**

Michael J. Bellamy (Presiding)  
Albert D. Johnson

**District Judges:**

Walter Gray  
Zachary T. Collins, Sr.

**Circuit Clerk:**

Jody B. Sellers

**Address:**

Russell County Judicial Center  
501 14th Street  
Phenix City, Alabama 36867

**Telephone:**

(334) 298-0516

**Population:**

59,183

There were 1,850 cases filed in Russell Circuit Court in fiscal year 2021. Of those, 51% were criminal cases, 15% were civil cases, and 34% were domestic cases. The Circuit Court disposed of 1,817 cases during the fiscal year.

During fiscal year 2021 6,667 cases were filed in Russell District Court. Of those, 26% were criminal cases, 35% were traffic cases, 19% were small claims, 9% were other civil cases, 6% were juvenile cases, and 5% were child support cases. The District Court disposed of 6,406 cases during the fiscal year.



# SHELBY COUNTY

*Construction began in 1905 and was completed in 1908 on the Shelby County Courthouse. It was built by the B. G. Bynum Construction Company. The courthouse was renovated and significantly enlarged in 1991.*



There were 3,947 cases filed in Shelby Circuit Court in fiscal year 2021. Of those, 31% were criminal cases, 32% were civil cases, and 37% were domestic cases. The Circuit Court disposed of 3,250 cases during the fiscal year.

During fiscal year 2021 21,090 cases were filed in Shelby District Court. Of those, 19% were criminal cases, 57% were traffic cases, 11% were small claims, 5% were other civil cases, 5% were juvenile cases, and 2% were child support cases. The District Court disposed of 21,856 cases during the fiscal year.

**Judicial Circuit:** 18th

**Circuit Judges:**

William H. Bostick, III (Presiding)  
Lara M. Alvis  
Corey B. Moore  
Patrick E. Kennedy

**District Judge:**

Daniel A. Crowson Jr.  
James R. Kramer

**Circuit Clerk:**

Mary H. Harris

**Address:**

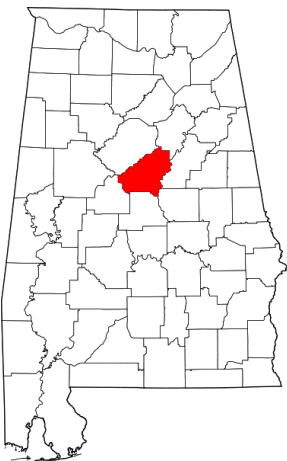
Shelby County Courthouse  
Post Office Box 1810  
112 North Main Street  
Columbiana, Alabama 35051

**Telephone:**

(205) 669-3779

**Population:**

223,024





# ST. CLAIR COUNTY



*St. Clair County has two county seats, Ashville and Pell City. The Ashville courthouse (pictured) was constructed in 1845. It has been enlarged or remodeled in 1886, 1911, 1945, 1964, and 1982. The courthouse was renovated again in 2010 at a cost of \$6 million. The Pell City courthouse was constructed in 1956 at a cost of \$625,000. In 2000, the courthouse was remodeled and renovated at a cost of \$5.5 million.*

## Judicial Circuit: 30th

### Circuit Judges:

Philip K. Seay (Presiding)  
Billy R. Weathington, Jr.

### District Judges:

Alan C. Furr  
Robert L. Minor

### Circuit Clerk:

Annette Manning

### Address:

St. Clair County Courthouse  
100 6th Avenue  
Ashville, Alabama 35953

St. Clair County Courthouse  
1815 Cogswell Avenue  
Pell City, Alabama 35125

### Telephone:

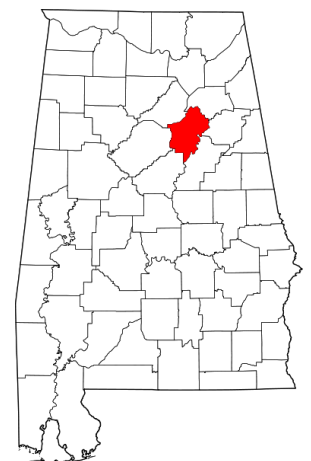
(205) 594-2184 (Asheville)  
(205) 338-2511 (Pell City)

### Population:

91,103

There were 2,390 cases filed in St. Clair Circuit Court in fiscal year 2021. Of those, 42% were criminal cases, 28% were civil cases, and 30% were domestic cases. The Circuit Court disposed of 2,408 cases during the fiscal year.

During fiscal year 2021 16,085 cases were filed in St. Clair District Court. Of those, 17% were criminal cases, 63% were traffic cases, 9% were small claims, 3% were other civil cases, 5% were juvenile cases, and 2% were child support cases. The District Court disposed of 16,223 cases during the fiscal year.





*The Sumter County Courthouse was constructed in 1902 by C. H. Dabbs & Company. Designed by the architectural firm of Ausfeld & Chapman, the courthouse exhibits elements of both the Beaux Arts and Classical Revival styles. It features an eight-sided cupola.*



There were 165 cases filed in Sumter Circuit Court in fiscal year 2021. Of those, 36% were criminal cases, 41% were civil cases, and 24% were domestic cases. The Circuit Court disposed of 144 cases during the fiscal year.

During fiscal year 2021 2,490 cases were filed in Sumter District Court. Of those, 10% were criminal cases, 77% were traffic cases, 6% were small claims, 1% were other civil cases, 1% were juvenile cases, and 4% were child support cases. The District Court disposed of 2,435 cases during the fiscal year.



**Judicial Circuit:** 17th

**Circuit Judge:**  
Eddie Hardaway, Jr.

**District Judge:**  
Tammy J. Montgomery

**Circuit Clerk:**  
Devon A. James

**Address:**  
Sumter County Courthouse  
Post Office Box 936  
226 Franklin Street  
Livingston, Alabama 35470

**Telephone:**  
(205) 652-2291

**Population:**  
12,345

# TALLADEGA COUNTY



*Constructed in 1836, the Talladega County Courthouse is the oldest courthouse in continuous use in Alabama. The courthouse was severely damaged by a 1925 fire and was significantly altered when rebuilt after the fire. In 1974, the Talladega County Judicial Building was constructed, and all judicial offices moved to that building. The courthouse was restored, and county administrative offices are now housed there. Talladega County also has a satellite courthouse in Sylacauga.*

**Judicial Circuit:** 29th

**Circuit Judges:**

Chad Woodruff (Presiding)  
William E. Hollingsworth, III

**District Judges:**

Jeb S. Fannin  
M. Ryan Rumsey

**Circuit Clerk:**

Brian T. York

**Address:**

Talladega County Courthouse  
One Courthouse Square  
Post Office Box 6137  
Talladega, Alabama 35161

Talladega County Courthouse  
400 North Norton  
Sylacauga, Alabama 35150

**Telephone:**

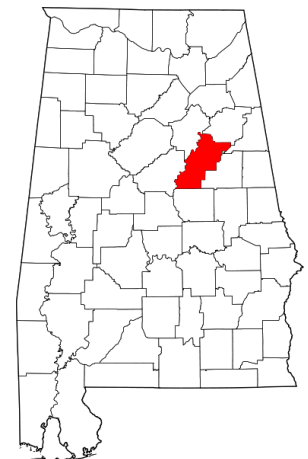
(256) 761-2102 (Talladega)  
(256) 245-4352 (Sylacauga)

**Population:**

82,149

There were 2,324 cases filed in Talladega Circuit Court in fiscal year 2021. Of those, 50% were criminal cases, 26% were civil cases, and 24% were domestic cases. The Circuit Court disposed of 1,915 cases during the fiscal year.

During fiscal year 2021 13,764 cases were filed in Talladega District Court. Of those, 9% were criminal cases, 67% were traffic cases, 13% were small claims, 3% were other civil cases, 4% were juvenile cases, and 4% were child support cases. The District Court disposed of 12,269 cases during the fiscal year.



# TALLAPOOSA COUNTY

*Construction began in 1958 and was completed in 1960 on the Tallapoosa County Courthouse in Dadeville (pictured). Designed by Martin J. Lide of Birmingham and built by the Blair Construction Company of Alexander City, construction costs totaled \$600,000.*

*For over a century, Tallapoosa has maintained a satellite courthouse in Alexander City. In 1939, a city hall for Alexander City was constructed with the second floor devoted to the circuit clerk and court. This space is still used for its intended purpose.*



**Judicial Circuit:** 5th

**Circuit Judges:**

Ray D. Martin (Presiding)  
Steven R. Perryman  
W. Isaac Whorton

**District Judge:**

Clayton K. Taylor

**Circuit Clerk:**

Patrick C. Craddock

**Address:**

Tallapoosa County Courthouse  
125 North Broadnax Street  
Dadeville, Alabama 36853

Tallapoosa County Courthouse  
One Court Square  
Alexander City, Alabama 35010

**Telephone:**

(256) 825-1098 (Dadeville)  
(256) 234-4631 (Alex City)

**Population:**

41,311

There were 1,441 cases filed in Tallapoosa Circuit Court in fiscal year 2021. Of those, 56% were criminal cases, 22% were civil cases, and 22% were domestic cases. The Circuit Court disposed of 1,099 cases during the fiscal year.

During fiscal year 2021 4,539 cases were filed in Tallapoosa District Court. Of those, 38% were criminal cases, 29% were traffic cases, 14% were small claims, 4% were other civil cases, 8% were juvenile cases, and 6% were child support cases. The District Court disposed of 5,224 cases during the fiscal year.





# TUSCALOOSA COUNTY



*The Tuscaloosa County Courthouse was constructed in 1963-1964 at a cost of \$3 million. It was designed by Charles McCauley of Birmingham.*

## Judicial Circuit: 6th

### Circuit Judges:

Allen W. May (Presiding)  
M. Brad Almond  
John H. England, Jr. (retired 01/2021)  
Elizabeth C. Hamner  
James H. Roberts  
Dennis Steverson, Sr.  
Daniel F. Pruet (elected 11/2020)

### District Judges:

James E. Gentry  
Joanne Jannik

### Circuit Clerk:

Margarita H. Bobo

### Address:

Tuscaloosa County Courthouse  
714 Greensboro Avenue  
Tuscaloosa, Alabama 35401

### Telephone:

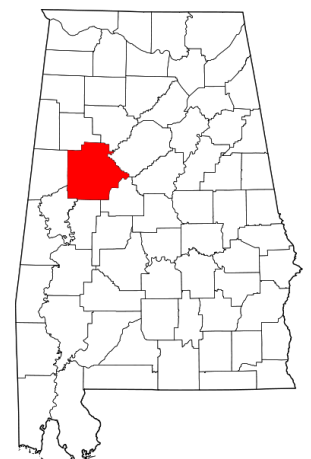
(205) 349-3870

### Population:

227,036

There were 8,617 cases filed in Tuscaloosa Circuit Court in fiscal year 2021. Of those, 45% were criminal cases, 16% were civil cases, 20% were domestic cases, 11% were juvenile cases, and 8% were child support cases. The Circuit Court disposed of 8,297 cases during the fiscal year.

During fiscal year 2021 40,017 cases were filed in Tuscaloosa District Court. Of those, 12% were criminal cases, 75% were traffic cases, 8% were small claims, and 4% were other civil cases. The District Court disposed of 42,012 cases during the fiscal year.





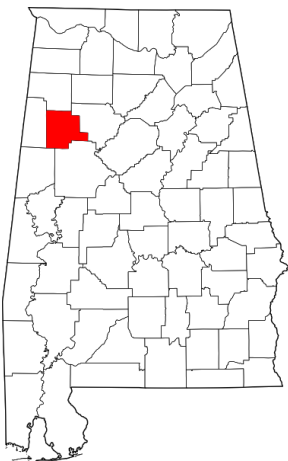
# WALKER COUNTY

*The Walker County Courthouse was built in 1933. Constructed of white limestone, it was designed by Charles H. McCauley. The courthouse was severely damaged by a tornado on April 3, 1974.*



There were 1,470 cases filed in Walker Circuit Court in fiscal year 2021. Of those, 38% were criminal cases, 22% were civil cases, and 39% were domestic cases. The Circuit Court disposed of 1,478 cases during the fiscal year.

During fiscal year 2021 12,816 cases were filed in Walker District Court. Of those, 12% were criminal cases, 74% were traffic cases, 7% were small claims, 2% were other civil cases, 3% were juvenile cases and less than 1% were child support cases. The District Court disposed of 14,662 cases during the fiscal year.



**Judicial Circuit:** 14th

**Circuit Judges:**

Hoyt M. Elliott, Jr. (Presiding)  
Hugh D. Farris, Jr.  
Christopher A. Sherer (thru 01/2021)  
Joelette M. Barrentine (elected 11/2020)

**District Judges:**

Henry P. Allred  
Gregory M. Williams

**Circuit Clerk:**

Susan D. Odom

**Address:**

Walker County Courthouse  
Post Office Box 1389  
Jasper, Alabama 35502

**Telephone:**

(205) 384-7025

**Population:**

65,342

# WASHINGTON COUNTY



*The Washington County Courthouse was constructed in 1965 at a cost of \$1 million. Governor George Wallace dedicated the courthouse on September 4, 1965.*

**Judicial Circuit:** 1st

**Circuit Judges:**

Gaines McCorquodale (Presiding)  
Charles R. Montgomery

**District Judge:**

Jerry L. Turner

**Circuit Clerk:**

Valerie B. Knapp

**Address:**

Washington County Courthouse  
Post Office Box 548  
Chatom, Alabama 36518

**Telephone:**

(251) 847-2239

**Population:**

15,388

There were 486 cases filed in Washington Circuit Court in fiscal year 2021. Of those, 63% were criminal cases, 17% were civil cases, and 20% were domestic cases. The Circuit Court disposed of 476 cases during the fiscal year.

During fiscal year 2021 3,240 cases were filed in Washington District Court. Of those, 24% were criminal cases, 60% were traffic cases, 6% were small claims, 1% were other civil cases, 7% were juvenile cases, and 1% were child support cases. The District Court disposed of 3,375 cases during the fiscal year.



*The Wilcox County Courthouse was constructed in 1858. Designed by Alexander Bragg, brother of Confederate General Braxton Bragg, the Greek revival courthouse was built to resemble the courthouse designed by Robert Mills in Camden, South Carolina. Two additions were added to the courthouse in 1963. In 1978, a three-story courthouse annex was constructed one block from the courthouse, and all court operations were moved to the annex.*



There were 132 cases filed in Wilcox Circuit Court in fiscal year 2021. Of those, 14% were criminal cases, 48% were civil cases, and 38% were domestic cases. The Circuit Court disposed of 124 cases during the fiscal year.

During fiscal year 2021 1,790 cases were filed in Wilcox District Court. Of those, 21% were criminal cases, 58% were traffic cases, 10% were small claims, 2% were other civil cases, 3% were juvenile cases, and 7% were child support cases. The District Court disposed of 1,603 cases during the fiscal year.



**Judicial Circuit:** 4th

**Circuit Judges:**

Marvin W. Wiggins (Presiding)  
Collins Pettaway, Jr.  
Donald L. McMillan

**District Judge:**

Briana C. Westry

**Circuit Clerk:**

Carolyn D. Posey

**Address:**

Wilcox County Courthouse Annex  
Post Office Box 608  
12 Water Street  
Camden, Alabama 36726

**Telephone:**

(334) 682-4126

**Population:**

10,600

# WINSTON COUNTY



*The neo-classical Winston County Courthouse was built in 1894 and remodeled in 1929. It is constructed of locally quarried sandstone.*

**Judicial Circuit:** 25th

**Circuit Judges:**

Jimmy D. Burt (Presiding)  
Talmage Lee Carter

**District Judge:**

Michael E. Newell

**Circuit Clerk:**

John D. Snoddy

**Address:**

Winston County Courthouse  
Post Office Box 309  
195 Main Street  
Double Springs, Alabama 35553

**Telephone:**

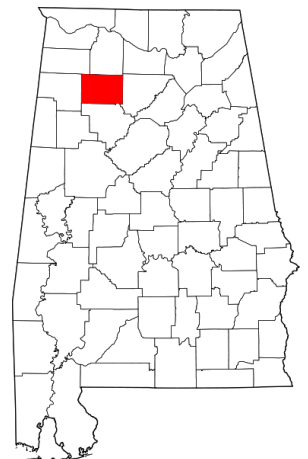
(205) 489-5533

**Population:**

23,540

There were 764 cases filed in Winston Circuit Court in fiscal year 2021. Of those, 60% were criminal cases, 15% were civil cases, and 25% were domestic cases. The Circuit Court disposed of 770 cases during the fiscal year.

During fiscal year 2021 4,110 cases were filed in Winston District Court. Of those, 26% were criminal cases, 58% were traffic cases, 6% were small claims, 2% were other civil cases, 5% were juvenile cases, and 3% were child support cases. The District Court disposed of 3,959 cases during the fiscal year.





# CIRCUIT COURT CASELOAD STATISTICS, FY 2017 - 2021

| Circuit         | County     | Jurisdiction    | Cases Filed |                 |       |       |       | Change<br>2017-2021 |        | Cases Disposed |        |       |       |       | Change<br>2017-2021 |        |      |        |
|-----------------|------------|-----------------|-------------|-----------------|-------|-------|-------|---------------------|--------|----------------|--------|-------|-------|-------|---------------------|--------|------|--------|
|                 |            |                 | 2017        | 2018            | 2019  | 2020  | 2021  | # +/-               | %      | 2017           | 2018   | 2019  | 2020  | 2021  | # +/-               | %      |      |        |
| 1ST             | Choctaw    | <b>Criminal</b> | 266         | 140             | 168   | 120   | 245   | -21                 | -7.9%  | 200            | 245    | 179   | 116   | 190   | -10                 | -5.0%  |      |        |
|                 |            | Felony          | 160         | 73              | 95    | 63    | 128   | -32                 | -20.0% | 116            | 130    | 91    | 76    | 117   | 1                   | 0.9%   |      |        |
|                 |            | Other           | 106         | 67              | 73    | 57    | 117   | 11                  | 10.4%  | 84             | 115    | 88    | 40    | 73    | -11                 | -13.1% |      |        |
|                 |            | <b>Civil</b>    | 108         | 115             | 117   | 76    | 77    | -31                 | -28.7% | 93             | 113    | 113   | 70    | 98    | 5                   | 5.4%   |      |        |
|                 |            | <b>Domestic</b> | 96          | 101             | 90    | 81    | 63    | -33                 | -34.4% | 99             | 108    | 94    | 73    | 90    | -9                  | -9.1%  |      |        |
|                 |            | Original        | 73          | 80              | 71    | 66    | 50    | -23                 | -31.5% | 71             | 75     | 68    | 60    | 71    | 0                   | 0.0%   |      |        |
|                 |            | Modification    | 23          | 21              | 19    | 15    | 13    | -10                 | -43.5% | 28             | 33     | 26    | 13    | 19    | -9                  | -32.1% |      |        |
|                 |            | <b>Juvenile</b> | 0           | 0               | 1     | 0     | 0     | 0                   | N/A    | 0              | 0      | 0     | 0     | 0     | 0                   | N/A    |      |        |
|                 |            | <b>Total</b>    | 470         | 356             | 376   | 277   | 385   | -85                 | -18.1% | 392            | 466    | 386   | 259   | 378   | -14                 | -3.6%  |      |        |
|                 |            |                 | Clarke      | <b>Criminal</b> | 423   | 534   | 613   | 286                 | 559    | 136            | 32.2%  | 525   | 491   | 618   | 569                 | 441    | -84  | -16.0% |
| Felony          | 262        |                 |             | 336             | 395   | 157   | 346   | 84                  | 32.1%  | 327            | 329    | 400   | 368   | 281   | -46                 | -14.1% |      |        |
| Other           | 161        |                 |             | 198             | 218   | 129   | 213   | 52                  | 32.3%  | 198            | 162    | 218   | 201   | 160   | -38                 | -19.2% |      |        |
| <b>Civil</b>    | 211        |                 |             | 196             | 212   | 152   | 150   | -61                 | -28.9% | 211            | 209    | 204   | 163   | 141   | -70                 | -33.2% |      |        |
| <b>Domestic</b> | 177        |                 |             | 185             | 142   | 173   | 176   | -1                  | -0.6%  | 223            | 175    | 160   | 147   | 170   | -53                 | -23.8% |      |        |
| Original        | 112        |                 |             | 138             | 107   | 138   | 123   | 11                  | 9.8%   | 113            | 126    | 116   | 125   | 127   | 14                  | 12.4%  |      |        |
| Modification    | 65         |                 |             | 47              | 35    | 35    | 53    | -12                 | -18.5% | 110            | 49     | 44    | 22    | 43    | -67                 | -60.9% |      |        |
| <b>Total</b>    | 811        |                 |             | 915             | 967   | 611   | 885   | 74                  | 9.1%   | 959            | 875    | 982   | 879   | 752   | -207                | -21.6% |      |        |
|                 | Washington |                 |             | <b>Criminal</b> | 257   | 234   | 283   | 144                 | 306    | 49             | 19.1%  | 287   | 252   | 249   | 191                 | 255    | -32  | -11.1% |
|                 |            |                 |             | Felony          | 89    | 101   | 126   | 61                  | 141    | 52             | 58.4%  | 131   | 99    | 105   | 77                  | 112    | -19  | -14.5% |
|                 |            | Other           | 168         | 133             | 157   | 83    | 165   | -3                  | -1.8%  | 156            | 153    | 144   | 114   | 143   | -13                 | -8.3%  |      |        |
|                 |            | <b>Civil</b>    | 100         | 106             | 117   | 97    | 81    | -19                 | -19.0% | 99             | 103    | 120   | 79    | 103   | 4                   | 4.0%   |      |        |
|                 |            | <b>Domestic</b> | 161         | 144             | 121   | 125   | 99    | -62                 | -38.5% | 196            | 166    | 118   | 132   | 118   | -78                 | -39.8% |      |        |
|                 |            | Original        | 94          | 110             | 74    | 101   | 73    | -21                 | -22.3% | 94             | 105    | 81    | 97    | 84    | -10                 | -10.6% |      |        |
|                 |            | Modification    | 67          | 34              | 47    | 24    | 26    | -41                 | -61.2% | 102            | 61     | 37    | 35    | 34    | -68                 | -66.7% |      |        |
|                 |            | <b>Total</b>    | 518         | 484             | 521   | 366   | 486   | -32                 | -6.2%  | 582            | 521    | 487   | 402   | 476   | -106                | -18.2% |      |        |
|                 |            | 1st Circuit     | Totals      | <b>Criminal</b> | 946   | 908   | 1,064 | 550                 | 1,110  | 164            | 17.3%  | 1,012 | 988   | 1,046 | 876                 | 886    | -126 | -12.5% |
|                 |            |                 |             | Felony          | 511   | 510   | 616   | 281                 | 615    | 104            | 20.4%  | 574   | 558   | 596   | 521                 | 510    | -64  | -11.1% |
| Other           | 435        |                 |             | 398             | 448   | 269   | 495   | 60                  | 13.8%  | 438            | 430    | 450   | 355   | 376   | -62                 | -14.2% |      |        |
| <b>Civil</b>    | 419        |                 |             | 417             | 446   | 325   | 308   | -111                | -26.5% | 403            | 425    | 437   | 312   | 342   | -61                 | -15.1% |      |        |
| <b>Domestic</b> | 434        |                 |             | 430             | 353   | 379   | 338   | -96                 | -22.1% | 518            | 449    | 372   | 352   | 378   | -140                | -27.0% |      |        |
| Original        | 279        |                 |             | 328             | 252   | 305   | 246   | -33                 | -11.8% | 278            | 306    | 265   | 282   | 282   | 4                   | 1.4%   |      |        |
| Modification    | 155        |                 |             | 102             | 101   | 74    | 92    | -63                 | -40.6% | 240            | 143    | 107   | 70    | 96    | -144                | -60.0% |      |        |
| <b>Juvenile</b> | 0          |                 |             | 0               | 1     | 0     | 0     | 0                   | N/A    | 0              | 0      | 0     | 0     | 0     | 0                   | N/A    |      |        |
| <b>Total</b>    | 1,799      |                 |             | 1,755           | 1,864 | 1,254 | 1,756 | -43                 | -2.4%  | 1,933          | 1,862  | 1,855 | 1,540 | 1,606 | -327                | -16.9% |      |        |
| 2ND             | Butler     |                 |             | <b>Criminal</b> | 554   | 588   | 525   | 388                 | 678    | 124            | 22.4%  | 562   | 551   | 516   | 514                 | 524    | -38  | -6.8%  |
|                 |            | Felony          | 284         | 216             | 193   | 147   | 279   | -5                  | -1.8%  | 293            | 254    | 253   | 192   | 204   | -89                 | -30.4% |      |        |
|                 |            | Other           | 270         | 372             | 332   | 241   | 399   | 129                 | 47.8%  | 269            | 297    | 263   | 322   | 320   | 51                  | 19.0%  |      |        |
|                 |            | <b>Civil</b>    | 119         | 141             | 194   | 117   | 100   | -19                 | -16.0% | 125            | 138    | 152   | 132   | 123   | -2                  | -1.6%  |      |        |
|                 |            | <b>Domestic</b> | 172         | 144             | 165   | 123   | 163   | -9                  | -5.2%  | 163            | 151    | 133   | 129   | 240   | 77                  | 47.2%  |      |        |
|                 |            | Original        | 116         | 113             | 140   | 100   | 133   | 17                  | 14.7%  | 112            | 112    | 115   | 101   | 175   | 63                  | 56.3%  |      |        |
|                 |            | Modification    | 56          | 31              | 25    | 23    | 30    | -26                 | -46.4% | 51             | 39     | 18    | 28    | 65    | 14                  | 27.5%  |      |        |
|                 |            | <b>Total</b>    | 845         | 873             | 884   | 628   | 941   | 96                  | 11.4%  | 850            | 840    | 801   | 775   | 887   | 37                  | 4.4%   |      |        |
|                 |            |                 | Crenshaw    | <b>Criminal</b> | 169   | 245   | 252   | 169                 | 390    | 221            | 130.8% | 225   | 172   | 162   | 224                 | 308    | 83   | 36.9%  |
|                 |            |                 |             | Felony          | 67    | 111   | 136   | 43                  | 136    | 69             | 103.0% | 51    | 80    | 76    | 88                  | 91     | 40   | 78.4%  |
| Other           | 102        |                 |             | 134             | 116   | 126   | 254   | 152                 | 149.0% | 174            | 92     | 86    | 136   | 217   | 43                  | 24.7%  |      |        |
| <b>Civil</b>    | 63         |                 |             | 100             | 109   | 52    | 60    | -3                  | -4.8%  | 69             | 92     | 100   | 74    | 77    | 8                   | 11.6%  |      |        |
| <b>Domestic</b> | 163        |                 |             | 159             | 170   | 154   | 156   | -7                  | -4.3%  | 132            | 147    | 178   | 168   | 172   | 40                  | 30.3%  |      |        |
| Original        | 116        |                 |             | 122             | 132   | 118   | 129   | 13                  | 11.2%  | 97             | 110    | 142   | 121   | 137   | 40                  | 41.2%  |      |        |
| Modification    | 47         |                 |             | 37              | 38    | 36    | 27    | -20                 | -42.6% | 35             | 37     | 36    | 47    | 35    | 0                   | 0.0%   |      |        |
| <b>Juvenile</b> | 0          |                 |             | 2               | 0     | 1     | 0     | 0                   | N/A    | 0              | 1      | 0     | 1     | 0     | 0                   | N/A    |      |        |
| <b>Total</b>    | 395        |                 |             | 506             | 531   | 376   | 606   | 211                 | 53.4%  | 426            | 412    | 440   | 467   | 558   | 132                 | 31.0%  |      |        |
|                 | Lowndes    |                 |             | <b>Criminal</b> | 121   | 138   | 147   | 54                  | 151    | 30             | 24.8%  | 194   | 123   | 121   | 76                  | 101    | -93  | -47.9% |
|                 |            | Felony          | 38          | 75              | 65    | 20    | 99    | 61                  | 160.5% | 51             | 59     | 74    | 27    | 46    | -5                  | -9.8%  |      |        |
|                 |            | Other           | 83          | 63              | 82    | 34    | 52    | -31                 | -37.3% | 143            | 64     | 47    | 49    | 55    | -88                 | -61.5% |      |        |
|                 |            | <b>Civil</b>    | 102         | 87              | 101   | 79    | 63    | -39                 | -38.2% | 84             | 91     | 94    | 93    | 80    | -4                  | -4.8%  |      |        |
|                 |            | <b>Domestic</b> | 84          | 76              | 61    | 77    | 78    | -6                  | -7.1%  | 87             | 64     | 64    | 66    | 98    | 11                  | 12.6%  |      |        |
|                 |            | Original        | 60          | 63              | 43    | 62    | 65    | 5                   | 8.3%   | 57             | 55     | 48    | 50    | 78    | 21                  | 36.8%  |      |        |
|                 |            | Modification    | 24          | 13              | 18    | 15    | 13    | -11                 | -45.8% | 30             | 9      | 16    | 16    | 20    | -10                 | -33.3% |      |        |
|                 |            | <b>Total</b>    | 307         | 301             | 309   | 210   | 292   | -15                 | -4.9%  | 365            | 278    | 279   | 235   | 279   | -86                 | -23.6% |      |        |

# CIRCUIT COURT CASELOAD STATISTICS, FY 2017 - 2021

| Circuit     | County            | Jurisdiction | Cases Filed  |              |              |              |            | Change<br>2017-2021 |               | Cases Disposed |              |              |              |             | Change<br>2017-2021 |               |
|-------------|-------------------|--------------|--------------|--------------|--------------|--------------|------------|---------------------|---------------|----------------|--------------|--------------|--------------|-------------|---------------------|---------------|
|             |                   |              | 2017         | 2018         | 2019         | 2020         | 2021       | # +/-               | %             | 2017           | 2018         | 2019         | 2020         | 2021        | # +/-               | %             |
| 2nd Circuit | Totals            | Criminal     | 844          | 971          | 924          | 611          | 1,219      | 375                 | 44.4%         | 981            | 846          | 799          | 814          | 933         | -48                 | -4.9%         |
|             |                   | Felony       | 389          | 402          | 394          | 210          | 514        | 125                 | 32.1%         | 395            | 393          | 403          | 307          | 341         | -54                 | -13.7%        |
|             |                   | Other        | 455          | 569          | 530          | 401          | 705        | 250                 | 54.9%         | 586            | 453          | 396          | 507          | 592         | 6                   | 1.0%          |
|             |                   | Civil        | 284          | 328          | 404          | 248          | 223        | -61                 | -21.5%        | 278            | 321          | 346          | 299          | 280         | 2                   | 0.7%          |
|             |                   | Domestic     | 419          | 379          | 396          | 354          | 397        | -22                 | -5.3%         | 382            | 362          | 375          | 363          | 510         | 128                 | 33.5%         |
|             |                   | Original     | 292          | 298          | 315          | 280          | 327        | 35                  | 12.0%         | 266            | 277          | 305          | 272          | 390         | 124                 | 46.6%         |
|             |                   | Modification | 127          | 81           | 81           | 74           | 70         | -57                 | -44.9%        | 116            | 85           | 70           | 91           | 120         | 4                   | 3.4%          |
|             |                   | Juvenile     | 0            | 2            | 0            | 1            | 0          | 0                   | N/A           | 0              | 1            | 0            | 1            | 0           | 0                   | N/A           |
|             | <b>Total</b>      | <b>1,547</b> | <b>1,680</b> | <b>1,724</b> | <b>1,214</b> | <b>1,839</b> | <b>292</b> | <b>18.9%</b>        | <b>1,641</b>  | <b>1,530</b>   | <b>1,520</b> | <b>1,477</b> | <b>1,724</b> | <b>83</b>   | <b>5.1%</b>         |               |
| 3RD         | Barbour - Clayton | Criminal     | 29           | 70           | 46           | 44           | 84         | 55                  | 189.7%        | 54             | 60           | 40           | 34           | 18          | -36                 | -66.7%        |
|             |                   | Felony       | 23           | 63           | 38           | 36           | 79         | 56                  | 243.5%        | 46             | 53           | 32           | 21           | 16          | -30                 | -65.2%        |
|             |                   | Other        | 6            | 7            | 8            | 8            | 5          | -1                  | -16.7%        | 8              | 7            | 8            | 13           | 2           | -6                  | -75.0%        |
|             |                   | Civil        | 59           | 68           | 76           | 48           | 47         | -12                 | -20.3%        | 52             | 73           | 61           | 47           | 45          | -7                  | -13.5%        |
|             |                   | Domestic     | 37           | 58           | 49           | 47           | 46         | 9                   | 24.3%         | 21             | 30           | 44           | 33           | 34          | 13                  | 61.9%         |
|             |                   | Original     | 32           | 53           | 46           | 41           | 37         | 5                   | 15.6%         | 20             | 29           | 42           | 33           | 34          | 14                  | 70.0%         |
|             |                   | Modification | 5            | 5            | 3            | 6            | 9          | 4                   | 80.0%         | 1              | 1            | 2            | 0            | 0           | -1                  | -100.0%       |
|             |                   | <b>Total</b> | <b>125</b>   | <b>196</b>   | <b>171</b>   | <b>139</b>   | <b>177</b> | <b>52</b>           | <b>41.6%</b>  | <b>127</b>     | <b>163</b>   | <b>145</b>   | <b>114</b>   | <b>97</b>   | <b>-30</b>          | <b>-23.6%</b> |
|             | Barbour - Eufaula | Criminal     | 190          | 198          | 164          | 94           | 149        | -41                 | -21.6%        | 143            | 228          | 163          | 85           | 50          | -93                 | -65.0%        |
|             |                   | Felony       | 176          | 191          | 156          | 69           | 147        | -29                 | -16.5%        | 133            | 222          | 155          | 78           | 46          | -87                 | -65.4%        |
|             |                   | Other        | 14           | 7            | 8            | 25           | 2          | -12                 | -85.7%        | 10             | 6            | 8            | 7            | 4           | -6                  | -60.0%        |
|             |                   | Civil        | 95           | 112          | 107          | 101          | 73         | -22                 | -23.2%        | 96             | 85           | 106          | 93           | 76          | -20                 | -20.8%        |
|             |                   | Domestic     | 201          | 163          | 162          | 141          | 138        | -63                 | -31.3%        | 142            | 142          | 127          | 113          | 116         | -26                 | -18.3%        |
|             |                   | Original     | 153          | 132          | 127          | 115          | 114        | -39                 | -25.5%        | 127            | 132          | 115          | 101          | 104         | -23                 | -18.1%        |
|             |                   | Modification | 48           | 31           | 35           | 26           | 24         | -24                 | -50.0%        | 15             | 10           | 12           | 12           | 12          | -3                  | -20.0%        |
|             |                   | <b>Total</b> | <b>486</b>   | <b>473</b>   | <b>433</b>   | <b>336</b>   | <b>360</b> | <b>-126</b>         | <b>-25.9%</b> | <b>381</b>     | <b>455</b>   | <b>396</b>   | <b>291</b>   | <b>242</b>  | <b>-139</b>         | <b>-36.5%</b> |
| Barbour     | Criminal          | 219          | 268          | 210          | 138          | 233          | 14         | 6.4%                | 197           | 288            | 203          | 119          | 68           | -129        | -65.5%              |               |
|             | Felony            | 199          | 254          | 194          | 105          | 226          | 27         | 13.6%               | 179           | 275            | 187          | 99           | 62           | -117        | -65.4%              |               |
|             | Other             | 20           | 14           | 16           | 33           | 7            | -13        | -65.0%              | 18            | 13             | 16           | 20           | 6            | -12         | -66.7%              |               |
|             | Civil             | 154          | 180          | 183          | 149          | 120          | -34        | -22.1%              | 148           | 158            | 167          | 140          | 121          | -27         | -18.2%              |               |
|             | Domestic          | 238          | 221          | 211          | 188          | 184          | -54        | -22.7%              | 163           | 172            | 171          | 146          | 150          | -13         | -8.0%               |               |
|             | Original          | 185          | 185          | 173          | 156          | 151          | -34        | -18.4%              | 147           | 161            | 157          | 134          | 138          | -9          | -6.1%               |               |
|             | Modification      | 53           | 36           | 38           | 32           | 33           | -20        | -37.7%              | 16            | 11             | 14           | 12           | 12           | -4          | -25.0%              |               |
|             | <b>Total</b>      | <b>611</b>   | <b>669</b>   | <b>604</b>   | <b>475</b>   | <b>537</b>   | <b>-74</b> | <b>-12.1%</b>       | <b>508</b>    | <b>618</b>     | <b>541</b>   | <b>405</b>   | <b>339</b>   | <b>-169</b> | <b>-33.3%</b>       |               |
| Bullock     | Criminal          | 94           | 65           | 55           | 28           | 50           | -44        | -46.8%              | 72            | 67             | 48           | 22           | 21           | -51         | -70.8%              |               |
|             | Felony            | 67           | 45           | 47           | 23           | 44           | -23        | -34.3%              | 58            | 48             | 42           | 20           | 20           | -38         | -65.5%              |               |
|             | Other             | 27           | 20           | 8            | 5            | 6            | -21        | -77.8%              | 14            | 19             | 6            | 2            | 1            | -13         | -92.9%              |               |
|             | Civil             | 110          | 99           | 125          | 102          | 66           | -44        | -40.0%              | 69            | 102            | 81           | 71           | 104          | 35          | 50.7%               |               |
|             | Domestic          | 44           | 41           | 31           | 27           | 33           | -11        | -25.0%              | 34            | 31             | 23           | 25           | 32           | -2          | -5.9%               |               |
|             | Original          | 35           | 27           | 25           | 23           | 31           | -4         | -11.4%              | 28            | 25             | 18           | 21           | 30           | 2           | 7.1%                |               |
|             | Modification      | 9            | 14           | 6            | 4            | 2            | -7         | -77.8%              | 6             | 6              | 5            | 4            | 2            | -4          | -66.7%              |               |
|             | <b>Total</b>      | <b>248</b>   | <b>205</b>   | <b>211</b>   | <b>157</b>   | <b>149</b>   | <b>-99</b> | <b>-39.9%</b>       | <b>175</b>    | <b>201</b>     | <b>155</b>   | <b>118</b>   | <b>157</b>   | <b>-18</b>  | <b>-10.3%</b>       |               |
| 3rd Circuit | Totals            | Criminal     | 313          | 333          | 265          | 166          | 283        | -30                 | -9.6%         | 269            | 355          | 251          | 141          | 89          | -180                | -66.9%        |
|             |                   | Felony       | 266          | 299          | 241          | 128          | 270        | 4                   | 1.5%          | 237            | 323          | 229          | 119          | 82          | -155                | -65.4%        |
|             |                   | Other        | 47           | 34           | 24           | 38           | 13         | -34                 | -72.3%        | 32             | 32           | 22           | 22           | 7           | -25                 | -78.1%        |
|             |                   | Civil        | 264          | 279          | 308          | 251          | 186        | -78                 | -29.5%        | 217            | 260          | 248          | 211          | 225         | 8                   | 3.7%          |
|             |                   | Domestic     | 282          | 262          | 242          | 215          | 217        | -65                 | -23.0%        | 197            | 203          | 194          | 171          | 182         | -15                 | -7.6%         |
|             |                   | Original     | 220          | 212          | 198          | 179          | 182        | -38                 | -17.3%        | 175            | 186          | 175          | 155          | 168         | -7                  | -4.0%         |
|             |                   | Modification | 62           | 50           | 44           | 36           | 35         | -27                 | -43.5%        | 22             | 17           | 19           | 16           | 14          | -8                  | -36.4%        |
|             |                   |              | <b>Total</b> | <b>859</b>   | <b>874</b>   | <b>815</b>   | <b>632</b> | <b>686</b>          | <b>-173</b>   | <b>-20.1%</b>  | <b>683</b>   | <b>819</b>   | <b>696</b>   | <b>523</b>  | <b>496</b>          | <b>-187</b>   |
| 4TH         | Bibb              | Criminal     | 236          | 181          | 299          | 159          | 227        | -9                  | -3.8%         | 166            | 195          | 213          | 106          | 122         | -44                 | -26.5%        |
|             |                   | Felony       | 148          | 79           | 185          | 74           | 140        | -8                  | -5.4%         | 85             | 127          | 97           | 49           | 59          | -26                 | -30.6%        |
|             |                   | Other        | 88           | 102          | 114          | 85           | 87         | -1                  | -1.1%         | 81             | 68           | 116          | 57           | 63          | -18                 | -22.2%        |
|             |                   | Civil        | 153          | 115          | 159          | 151          | 113        | -40                 | -26.1%        | 122            | 97           | 106          | 287          | 140         | 18                  | 14.8%         |
|             |                   | Domestic     | 223          | 231          | 222          | 227          | 231        | 8                   | 3.6%          | 232            | 224          | 207          | 201          | 255         | 23                  | 9.9%          |
|             |                   | Original     | 153          | 186          | 176          | 201          | 200        | 47                  | 30.7%         | 162            | 165          | 162          | 177          | 222         | 60                  | 37.0%         |
|             |                   | Modification | 70           | 45           | 46           | 26           | 31         | -39                 | -55.7%        | 70             | 59           | 45           | 24           | 33          | -37                 | -52.9%        |
|             |                   |              | <b>Total</b> | <b>612</b>   | <b>527</b>   | <b>680</b>   | <b>537</b> | <b>571</b>          | <b>-41</b>    | <b>-6.7%</b>   | <b>520</b>   | <b>516</b>   | <b>526</b>   | <b>594</b>  | <b>517</b>          | <b>-3</b>     |

# CIRCUIT COURT CASELOAD STATISTICS, FY 2017 - 2021

| Circuit | County              | Jurisdiction    | Cases Filed  |              |              |              |              | Change<br>2017-2021 |               | Cases Disposed |              |              |              |              | Change<br>2017-2021 |               |
|---------|---------------------|-----------------|--------------|--------------|--------------|--------------|--------------|---------------------|---------------|----------------|--------------|--------------|--------------|--------------|---------------------|---------------|
|         |                     |                 | 2017         | 2018         | 2019         | 2020         | 2021         | # +/-               | %             | 2017           | 2018         | 2019         | 2020         | 2021         | # +/-               | %             |
|         | <b>Dallas</b>       | <b>Criminal</b> | 242          | 350          | 530          | 361          | 285          | 43                  | 17.8%         | 314            | 261          | 247          | 225          | 147          | -167                | -53.2%        |
|         |                     | Felony          | 132          | 247          | 438          | 276          | 223          | 91                  | 68.9%         | 231            | 183          | 163          | 171          | 111          | -120                | -51.9%        |
|         |                     | Other           | 110          | 103          | 92           | 85           | 62           | -48                 | -43.6%        | 83             | 78           | 84           | 54           | 36           | -47                 | -56.6%        |
|         |                     | <b>Civil</b>    | 325          | 341          | 402          | 330          | 289          | -36                 | -11.1%        | 279            | 257          | 255          | 445          | 283          | 4                   | 1.4%          |
|         |                     | <b>Domestic</b> | 274          | 260          | 254          | 274          | 249          | -25                 | -9.1%         | 243            | 215          | 194          | 326          | 201          | -42                 | -17.3%        |
|         |                     | Original        | 196          | 205          | 207          | 225          | 201          | 5                   | 2.6%          | 160            | 168          | 146          | 261          | 151          | -9                  | -5.6%         |
|         |                     | Modification    | 78           | 55           | 47           | 49           | 48           | -30                 | -38.5%        | 83             | 47           | 48           | 65           | 50           | -33                 | -39.8%        |
|         |                     | <b>Total</b>    | <b>841</b>   | <b>951</b>   | <b>1186</b>  | <b>965</b>   | <b>823</b>   | <b>-534</b>         | <b>-39.4%</b> | <b>836</b>     | <b>733</b>   | <b>699</b>   | <b>996</b>   | <b>631</b>   | <b>-762</b>         | <b>-54.7%</b> |
|         | <b>Hale</b>         | <b>Criminal</b> | 71           | 70           | 54           | 56           | 99           | 28                  | 39.4%         | 75             | 84           | 67           | 53           | 33           | -42                 | -56.0%        |
|         |                     | Felony          | 56           | 40           | 35           | 45           | 90           | 34                  | 60.7%         | 53             | 58           | 51           | 37           | 29           | -24                 | -45.3%        |
|         |                     | Other           | 15           | 30           | 19           | 11           | 9            | -6                  | -40.0%        | 22             | 26           | 16           | 16           | 4            | -18                 | -81.8%        |
|         |                     | <b>Civil</b>    | 94           | 120          | 120          | 92           | 85           | -9                  | -9.6%         | 82             | 107          | 100          | 87           | 87           | 5                   | 6.1%          |
|         |                     | <b>Domestic</b> | 99           | 87           | 92           | 105          | 107          | 8                   | 8.1%          | 70             | 70           | 93           | 105          | 85           | 15                  | 21.4%         |
|         |                     | Original        | 78           | 69           | 75           | 92           | 87           | 9                   | 11.5%         | 60             | 50           | 73           | 86           | 72           | 12                  | 20.0%         |
|         |                     | Modification    | 21           | 18           | 17           | 13           | 20           | -1                  | -4.8%         | 10             | 20           | 20           | 19           | 13           | 3                   | 30.0%         |
|         |                     | <b>Total</b>    | <b>264</b>   | <b>277</b>   | <b>266</b>   | <b>253</b>   | <b>291</b>   | <b>27</b>           | <b>10.2%</b>  | <b>227</b>     | <b>261</b>   | <b>260</b>   | <b>245</b>   | <b>205</b>   | <b>-22</b>          | <b>-9.7%</b>  |
|         | <b>Perry</b>        | <b>Criminal</b> | 92           | 72           | 38           | 100          | 105          | 13                  | 14.1%         | 115            | 92           | 65           | 45           | 34           | -81                 | -70.4%        |
|         |                     | Felony          | 58           | 29           | 17           | 76           | 77           | 19                  | 32.8%         | 55             | 32           | 43           | 26           | 24           | -31                 | -56.4%        |
|         |                     | Other           | 34           | 43           | 21           | 24           | 28           | -6                  | -17.6%        | 60             | 60           | 22           | 19           | 10           | -50                 | -83.3%        |
|         |                     | <b>Civil</b>    | 95           | 73           | 87           | 53           | 64           | -31                 | -32.6%        | 109            | 112          | 96           | 70           | 46           | -63                 | -57.8%        |
|         |                     | <b>Domestic</b> | 44           | 44           | 34           | 49           | 54           | 10                  | 22.7%         | 46             | 49           | 29           | 45           | 55           | 9                   | 19.6%         |
|         |                     | Original        | 37           | 35           | 29           | 39           | 44           | 7                   | 18.9%         | 34             | 40           | 23           | 36           | 45           | 11                  | 32.4%         |
|         |                     | Modification    | 7            | 9            | 5            | 10           | 10           | 3                   | 42.9%         | 12             | 9            | 6            | 9            | 10           | -2                  | -16.7%        |
|         |                     | <b>Total</b>    | <b>231</b>   | <b>189</b>   | <b>159</b>   | <b>202</b>   | <b>223</b>   | <b>-8</b>           | <b>-3.5%</b>  | <b>270</b>     | <b>253</b>   | <b>190</b>   | <b>160</b>   | <b>135</b>   | <b>-135</b>         | <b>-50.0%</b> |
|         | <b>Wilcox</b>       | <b>Criminal</b> | 73           | 52           | 51           | 68           | 19           | -54                 | -74.0%        | 69             | 67           | 39           | 45           | 18           | -51                 | -73.9%        |
|         |                     | Felony          | 61           | 49           | 45           | 43           | 13           | -48                 | -78.7%        | 51             | 45           | 35           | 29           | 12           | -39                 | -76.5%        |
|         |                     | Other           | 12           | 3            | 6            | 25           | 6            | -6                  | -50.0%        | 18             | 22           | 4            | 16           | 6            | -12                 | -66.7%        |
|         |                     | <b>Civil</b>    | 119          | 109          | 98           | 74           | 63           | -56                 | -47.1%        | 78             | 171          | 86           | 55           | 75           | -3                  | -3.8%         |
|         |                     | <b>Domestic</b> | 62           | 56           | 44           | 51           | 50           | -12                 | -19.4%        | 46             | 50           | 35           | 40           | 31           | -15                 | -32.6%        |
|         |                     | Original        | 47           | 45           | 39           | 44           | 43           | -4                  | -8.5%         | 35             | 36           | 33           | 35           | 28           | -7                  | -20.0%        |
|         |                     | Modification    | 15           | 11           | 5            | 7            | 7            | -8                  | -53.3%        | 11             | 14           | 2            | 5            | 3            | -8                  | -72.7%        |
|         |                     | <b>Juvenile</b> | 1            | 0            | 0            | 0            | 0            | -1                  | -100.0%       | 0              | 0            | 0            | 0            | 0            | 0                   | N/A           |
|         |                     | <b>Total</b>    | <b>255</b>   | <b>217</b>   | <b>193</b>   | <b>193</b>   | <b>132</b>   | <b>-123</b>         | <b>-48.2%</b> | <b>193</b>     | <b>288</b>   | <b>160</b>   | <b>140</b>   | <b>124</b>   | <b>-69</b>          | <b>-35.8%</b> |
|         | <b>4th Circuit</b>  | <b>Criminal</b> | 714          | 725          | 972          | 744          | 735          | 21                  | 2.9%          | 739            | 699          | 631          | 474          | 354          | -385                | -52.1%        |
|         |                     | Felony          | 455          | 444          | 720          | 514          | 543          | 88                  | 19.3%         | 475            | 445          | 389          | 312          | 235          | -240                | -50.5%        |
|         |                     | Other           | 259          | 281          | 252          | 230          | 192          | -67                 | -25.9%        | 264            | 254          | 242          | 162          | 119          | -145                | -54.9%        |
|         |                     | <b>Civil</b>    | 786          | 758          | 866          | 700          | 614          | -172                | -21.9%        | 670            | 744          | 643          | 944          | 631          | -39                 | -5.8%         |
|         |                     | <b>Domestic</b> | 702          | 678          | 646          | 706          | 691          | -11                 | -1.6%         | 637            | 608          | 558          | 717          | 627          | -10                 | -1.6%         |
|         |                     | Original        | 511          | 540          | 526          | 601          | 575          | 64                  | 12.5%         | 451            | 459          | 437          | 595          | 518          | 67                  | 14.9%         |
|         |                     | Modification    | 191          | 138          | 120          | 105          | 116          | -75                 | -39.3%        | 186            | 149          | 121          | 122          | 109          | -77                 | -41.4%        |
|         |                     | <b>Juvenile</b> | 1            | 0            | 0            | 0            | 0            | -1                  | -100.0%       | 2              | 0            | 0            | 0            | 0            | -2                  | -100.0%       |
|         |                     | <b>Total</b>    | <b>2,203</b> | <b>2,161</b> | <b>2,484</b> | <b>2,150</b> | <b>2,040</b> | <b>-163</b>         | <b>-7.4%</b>  | <b>2,048</b>   | <b>2,051</b> | <b>1,835</b> | <b>2,135</b> | <b>1,612</b> | <b>-436</b>         | <b>-21.3%</b> |
|         | <b>5TH Chambers</b> | <b>Criminal</b> | 686          | 735          | 699          | 351          | 228          | -458                | -66.8%        | 645            | 645          | 627          | 387          | 259          | -386                | -59.8%        |
|         |                     | Felony          | 357          | 383          | 425          | 180          | 194          | -163                | -45.7%        | 334            | 289          | 326          | 229          | 139          | -195                | -58.4%        |
|         |                     | Other           | 329          | 352          | 274          | 171          | 34           | -295                | -89.7%        | 311            | 356          | 301          | 158          | 120          | -191                | -61.4%        |
|         |                     | <b>Civil</b>    | 245          | 253          | 279          | 214          | 205          | -40                 | -16.3%        | 212            | 228          | 319          | 348          | 175          | -37                 | -17.5%        |
|         |                     | <b>Domestic</b> | 247          | 213          | 206          | 256          | 261          | 14                  | 5.7%          | 260            | 197          | 217          | 335          | 256          | -4                  | -1.5%         |
|         |                     | Original        | 185          | 161          | 163          | 207          | 195          | 10                  | 5.4%          | 188            | 145          | 161          | 250          | 202          | 14                  | 7.4%          |
|         |                     | Modification    | 62           | 52           | 43           | 49           | 66           | 4                   | 6.5%          | 72             | 52           | 56           | 85           | 54           | -18                 | -25.0%        |
|         |                     | <b>Juvenile</b> | 0            | 0            | 1            | 2            | 0            | 0                   | 100.0%        | 0              | 0            | 1            | 1            | 0            | 0                   | 100.0%        |
|         |                     | <b>Total</b>    | <b>1,178</b> | <b>1,201</b> | <b>1,185</b> | <b>823</b>   | <b>694</b>   | <b>-484</b>         | <b>-41.1%</b> | <b>1,117</b>   | <b>1,070</b> | <b>1,164</b> | <b>1,071</b> | <b>690</b>   | <b>-427</b>         | <b>-38.2%</b> |

# CIRCUIT COURT CASELOAD STATISTICS, FY 2017 - 2021

| Circuit | County              | Jurisdiction    | Cases Filed |       |       |       |       | Change<br>2017-2021 |         | Cases Disposed |       |       |       |       | Change<br>2017-2021 |         |
|---------|---------------------|-----------------|-------------|-------|-------|-------|-------|---------------------|---------|----------------|-------|-------|-------|-------|---------------------|---------|
|         |                     |                 | 2017        | 2018  | 2019  | 2020  | 2021  | # +/-               | %       | 2017           | 2018  | 2019  | 2020  | 2021  | # +/-               | %       |
|         | <b>Macon</b>        | <b>Criminal</b> | 156         | 206   | 179   | 159   | 181   | 25                  | 16.0%   | 151            | 222   | 172   | 126   | 146   | -5                  | -3.3%   |
|         |                     | Felony          | 98          | 142   | 124   | 89    | 129   | 31                  | 31.6%   | 103            | 159   | 116   | 77    | 94    | -9                  | -8.7%   |
|         |                     | Other           | 58          | 64    | 55    | 70    | 52    | -6                  | -10.3%  | 48             | 63    | 56    | 49    | 52    | 4                   | 8.3%    |
|         |                     | <b>Civil</b>    | 205         | 203   | 217   | 203   | 151   | -54                 | -26.3%  | 198            | 167   | 221   | 637   | 159   | -39                 | -19.7%  |
|         |                     | <b>Domestic</b> | 85          | 95    | 93    | 124   | 111   | 26                  | 30.6%   | 76             | 88    | 90    | 323   | 76    | 0                   | 0.0%    |
|         |                     | Original        | 70          | 76    | 78    | 116   | 99    | 29                  | 41.4%   | 65             | 64    | 70    | 248   | 72    | 7                   | 10.8%   |
|         |                     | Modification    | 15          | 19    | 15    | 8     | 12    | -3                  | -20.0%  | 11             | 24    | 20    | 75    | 4     | -7                  | -63.6%  |
|         |                     | <b>Total</b>    | 446         | 504   | 489   | 486   | 443   | -3                  | -0.7%   | 425            | 477   | 483   | 1086  | 381   | -44                 | -10.4%  |
|         | <b>Randolph</b>     | <b>Criminal</b> | 314         | 239   | 393   | 161   | 303   | -11                 | -3.5%   | 317            | 239   | 363   | 169   | 159   | -158                | -49.8%  |
|         |                     | Felony          | 193         | 150   | 247   | 103   | 229   | 36                  | 18.7%   | 184            | 143   | 214   | 108   | 100   | -84                 | -45.7%  |
|         |                     | Other           | 121         | 89    | 146   | 58    | 74    | -47                 | -38.8%  | 133            | 96    | 149   | 61    | 59    | -74                 | -55.6%  |
|         |                     | <b>Civil</b>    | 137         | 185   | 227   | 176   | 166   | 29                  | 21.2%   | 124            | 159   | 195   | 198   | 198   | 74                  | 59.7%   |
|         |                     | <b>Domestic</b> | 225         | 183   | 180   | 176   | 179   | -46                 | -20.4%  | 194            | 214   | 167   | 190   | 203   | 9                   | 4.6%    |
|         |                     | Original        | 147         | 123   | 125   | 124   | 130   | -17                 | -11.6%  | 136            | 143   | 113   | 134   | 147   | 11                  | 8.1%    |
|         |                     | Modification    | 78          | 60    | 55    | 52    | 49    | -29                 | -37.2%  | 58             | 71    | 54    | 56    | 56    | -2                  | -3.4%   |
|         |                     | <b>Total</b>    | 676         | 607   | 800   | 513   | 648   | -28                 | -4.1%   | 635            | 612   | 725   | 557   | 560   | -75                 | -11.8%  |
|         | <b>Tallapoosa -</b> | <b>Criminal</b> | 475         | 659   | 615   | 232   | 447   | -28                 | -5.9%   | 433            | 618   | 501   | 265   | 329   | -104                | -24.0%  |
|         | <b>Alexander</b>    | Felony          | 276         | 492   | 424   | 149   | 363   | 87                  | 31.5%   | 285            | 432   | 346   | 183   | 228   | -57                 | -20.0%  |
|         | <b>City</b>         | Other           | 199         | 167   | 191   | 83    | 84    | -115                | -57.8%  | 148            | 186   | 155   | 82    | 101   | -47                 | -31.8%  |
|         |                     | <b>Civil</b>    | 205         | 237   | 214   | 164   | 166   | -39                 | -19.0%  | 164            | 196   | 199   | 156   | 127   | -37                 | -22.6%  |
|         |                     | <b>Domestic</b> | 182         | 159   | 180   | 163   | 174   | -8                  | -4.4%   | 162            | 173   | 151   | 159   | 151   | -11                 | -6.8%   |
|         |                     | Original        | 135         | 119   | 119   | 121   | 127   | -8                  | -5.9%   | 122            | 127   | 108   | 112   | 111   | -11                 | -9.0%   |
|         |                     | Modification    | 47          | 40    | 61    | 42    | 47    | 0                   | 0.0%    | 40             | 46    | 43    | 47    | 40    | 0                   | 0.0%    |
|         |                     | <b>Total</b>    | 862         | 1,055 | 1,009 | 560   | 787   | -75                 | -8.7%   | 759            | 987   | 851   | 580   | 607   | -152                | -20.0%  |
|         | <b>Tallapoosa -</b> | <b>Criminal</b> | 398         | 502   | 399   | 181   | 361   | -37                 | -9.3%   | 442            | 326   | 445   | 161   | 247   | -195                | -44.1%  |
|         | <b>Dadeville</b>    | Felony          | 270         | 368   | 280   | 110   | 292   | 22                  | 8.1%    | 324            | 218   | 322   | 115   | 197   | -127                | -39.2%  |
|         |                     | Other           | 128         | 134   | 119   | 71    | 69    | -59                 | -46.1%  | 118            | 108   | 123   | 46    | 50    | -68                 | -57.6%  |
|         |                     | <b>Civil</b>    | 171         | 180   | 176   | 172   | 145   | -26                 | -15.2%  | 166            | 172   | 149   | 135   | 111   | -55                 | -33.1%  |
|         |                     | <b>Domestic</b> | 148         | 122   | 147   | 129   | 148   | 0                   | 0.0%    | 115            | 99    | 129   | 105   | 134   | 19                  | 16.5%   |
|         |                     | Original        | 107         | 90    | 120   | 97    | 110   | 3                   | 2.8%    | 89             | 80    | 105   | 77    | 102   | 13                  | 14.6%   |
|         |                     | Modification    | 41          | 32    | 27    | 32    | 38    | -3                  | -7.3%   | 26             | 19    | 24    | 28    | 32    | 6                   | 23.1%   |
|         |                     | <b>Total</b>    | 717         | 804   | 722   | 482   | 654   | -63                 | -8.8%   | 723            | 597   | 723   | 401   | 492   | -231                | -32.0%  |
|         | <b>Tallapoosa</b>   | <b>Criminal</b> | 873         | 1,161 | 1,014 | 413   | 808   | -65                 | -7.4%   | 875            | 944   | 946   | 426   | 576   | -299                | -34.2%  |
|         |                     | Felony          | 546         | 860   | 704   | 259   | 655   | 109                 | 20.0%   | 609            | 650   | 668   | 298   | 425   | -184                | -30.2%  |
|         |                     | Other           | 327         | 301   | 310   | 154   | 153   | -174                | -53.2%  | 266            | 294   | 278   | 128   | 151   | -115                | -43.2%  |
|         |                     | <b>Civil</b>    | 376         | 417   | 390   | 336   | 311   | -65                 | -17.3%  | 330            | 368   | 348   | 291   | 238   | -92                 | -27.9%  |
|         |                     | <b>Domestic</b> | 330         | 281   | 327   | 292   | 322   | -8                  | -2.4%   | 277            | 272   | 280   | 264   | 285   | 8                   | 2.9%    |
|         |                     | Original        | 242         | 209   | 239   | 218   | 237   | -5                  | -2.1%   | 211            | 207   | 213   | 189   | 213   | 2                   | 0.9%    |
|         |                     | Modification    | 88          | 72    | 88    | 74    | 85    | -3                  | -3.4%   | 66             | 65    | 67    | 75    | 72    | 6                   | 9.1%    |
|         |                     | <b>Total</b>    | 1,579       | 1,859 | 1,731 | 1,042 | 1,441 | -138                | -8.7%   | 1,482          | 1,584 | 1,574 | 981   | 1,099 | -383                | -25.8%  |
|         | <b>5th Circuit</b>  | <b>Criminal</b> | 2,029       | 2,341 | 2,285 | 1,084 | 1,520 | -509                | -25.1%  | 1,988          | 2,050 | 2,108 | 1,108 | 1,140 | -848                | -42.7%  |
|         |                     | Felony          | 1,194       | 1,535 | 1,500 | 631   | 1,207 | 13                  | 1.1%    | 1,230          | 1,241 | 1,324 | 712   | 758   | -472                | -38.4%  |
|         |                     | Other           | 835         | 806   | 785   | 453   | 313   | -522                | -62.5%  | 758            | 809   | 784   | 396   | 382   | -376                | -49.6%  |
|         |                     | <b>Civil</b>    | 963         | 1,058 | 1,113 | 929   | 833   | -130                | -13.5%  | 864            | 922   | 1,083 | 1,474 | 770   | -94                 | -10.9%  |
|         |                     | <b>Domestic</b> | 887         | 772   | 806   | 848   | 873   | -14                 | -1.6%   | 807            | 771   | 754   | 1,112 | 820   | 13                  | 1.6%    |
|         |                     | Original        | 644         | 569   | 605   | 665   | 661   | 17                  | 2.6%    | 600            | 559   | 557   | 821   | 634   | 34                  | 5.7%    |
|         |                     | Modification    | 243         | 203   | 201   | 183   | 0     | -243                | -100.0% | 207            | 212   | 197   | 291   | 0     | -207                | -100.0% |
|         |                     | <b>Juvenile</b> | 0           | 0     | 1     | 2     | 212   | 212                 | 212.0%  | 0              | 0     | 1     | 1     | 186   | 186                 | 186.0%  |
|         |                     | <b>Total</b>    | 3,879       | 4,171 | 4,205 | 2,863 | 3,226 | -653                | -16.8%  | 3,659          | 3,743 | 3,946 | 3,695 | 2,730 | -929                | -25.4%  |



# CIRCUIT COURT CASELOAD STATISTICS, FY 2017 - 2021

| Circuit | County               | Jurisdiction         | Cases Filed   |               |               |               |              | Change<br>2017-2021 |               | Cases Disposed |               |               |               |              | Change<br>2017-2021 |               |
|---------|----------------------|----------------------|---------------|---------------|---------------|---------------|--------------|---------------------|---------------|----------------|---------------|---------------|---------------|--------------|---------------------|---------------|
|         |                      |                      | 2017          | 2018          | 2019          | 2020          | 2021         | # +/-               | %             | 2017           | 2018          | 2019          | 2020          | 2021         | # +/-               | %             |
| 6TH     | Tuscaloosa           | <b>Criminal</b>      | 5,730         | 4,773         | 4,588         | 3,400         | 3,892        | -1,838              | -32.1%        | 5,445          | 5,607         | 4,857         | 3,391         | 3,566        | -1,879              | -34.5%        |
|         |                      | Felony               | 3,251         | 2,305         | 2,266         | 1,325         | 1,999        | -1,252              | -38.5%        | 2,949          | 3,047         | 2,607         | 1,603         | 1,840        | -1,109              | -37.6%        |
|         |                      | Other                | 2,479         | 2,468         | 2,322         | 2,075         | 1,893        | -586                | -23.6%        | 2,496          | 2,560         | 2,250         | 1,788         | 1,726        | -770                | -30.8%        |
|         |                      | <b>Civil</b>         | 1,913         | 1,763         | 1,835         | 1,428         | 1,391        | -522                | -27.3%        | 1,626          | 1,556         | 1,613         | 1,324         | 1,385        | -241                | -14.8%        |
|         |                      | <b>Domestic</b>      | 1,817         | 1,884         | 1,724         | 1,605         | 1,693        | -124                | -6.8%         | 1,788          | 1,845         | 1,775         | 1,558         | 1,715        | -73                 | -4.1%         |
|         |                      | Original             | 1,471         | 1,541         | 1,432         | 1,341         | 1,363        | -108                | -7.3%         | 1,438          | 1,508         | 1,441         | 1,291         | 1,377        | -61                 | -4.2%         |
|         |                      | Modification         | 346           | 343           | 292           | 264           | 330          | -16                 | -4.6%         | 350            | 337           | 334           | 267           | 338          | -12                 | -3.4%         |
|         |                      | <b>Juvenile</b>      | 1,192         | 1,275         | 1,099         | 1,029         | 949          | -243                | -20.4%        | 1,215          | 1,175         | 1,110         | 1,068         | 933          | -282                | -23.2%        |
|         |                      | <b>Child Support</b> | 1,037         | 1,066         | 900           | 642           | 692          | -345                | -33.3%        | 1,128          | 1,127         | 983           | 754           | 698          | -430                | -38.1%        |
|         |                      | <b>Total</b>         | <b>11,689</b> | <b>10,761</b> | <b>10,146</b> | <b>8,104</b>  | <b>8,617</b> | <b>-3,072</b>       | <b>-26.3%</b> | <b>11,202</b>  | <b>11,310</b> | <b>10,338</b> | <b>8,095</b>  | <b>8,297</b> | <b>-2,905</b>       | <b>-25.9%</b> |
| 7TH     | Calhoun              | <b>Criminal</b>      | 3,967         | 4,813         | 5,469         | 4,308         | 5,670        | 1,703               | 42.9%         | 4,192          | 4,374         | 5,339         | 4,409         | 5,010        | 818                 | 19.5%         |
|         |                      | Felony               | 1,933         | 2,588         | 2,628         | 2,137         | 2,581        | 648                 | 33.5%         | 2,269          | 2,355         | 2,783         | 2,136         | 2,385        | 116                 | 5.1%          |
|         |                      | Other                | 2,034         | 2,225         | 2,841         | 2,171         | 3,089        | 1,055               | 51.9%         | 1,923          | 2,019         | 2,556         | 2,273         | 2,625        | 702                 | 36.5%         |
|         |                      | <b>Civil</b>         | 798           | 779           | 967           | 687           | 577          | -221                | -27.7%        | 818            | 758           | 915           | 657           | 589          | -229                | -28.0%        |
|         |                      | <b>Domestic</b>      | 1,365         | 1,352         | 1,390         | 1,229         | 1,402        | 37                  | 2.7%          | 1,436          | 1,356         | 1,415         | 1,260         | 1,416        | -20                 | -1.4%         |
|         |                      | Original             | 1,067         | 1,053         | 1,143         | 1,040         | 1,213        | 146                 | 13.7%         | 1,064          | 1,077         | 1,136         | 1,044         | 1,234        | 170                 | 16.0%         |
|         |                      | Modification         | 298           | 299           | 247           | 189           | 189          | -109                | -36.6%        | 372            | 279           | 279           | 216           | 182          | -190                | -51.1%        |
|         |                      | <b>Juvenile</b>      | 1,056         | 1,274         | 948           | 1,010         | 1,049        | -7                  | -0.7%         | 1,109          | 1,266         | 945           | 918           | 1,034        | -75                 | -6.8%         |
|         |                      | <b>Child Support</b> | 991           | 1,011         | 822           | 695           | 865          | -126                | -12.7%        | 1,089          | 1,053         | 849           | 754           | 880          | -209                | -19.2%        |
|         |                      | <b>Total</b>         | <b>8,177</b>  | <b>9,229</b>  | <b>9,596</b>  | <b>7,929</b>  | <b>9,563</b> | <b>1,386</b>        | <b>16.9%</b>  | <b>8,644</b>   | <b>8,807</b>  | <b>9,463</b>  | <b>7,998</b>  | <b>8,929</b> | <b>285</b>          | <b>3.3%</b>   |
|         | Cleburne             | <b>Criminal</b>      | 664           | 691           | 848           | 761           | 1,039        | 375                 | 56.5%         | 562            | 617           | 722           | 577           | 1,286        | 724                 | 128.8%        |
|         |                      | Felony               | 331           | 301           | 410           | 360           | 331          | 0                   | 0.0%          | 310            | 269           | 359           | 282           | 515          | 205                 | 66.1%         |
|         |                      | Other                | 333           | 390           | 438           | 401           | 708          | 375                 | 112.6%        | 252            | 348           | 363           | 295           | 771          | 519                 | 206.0%        |
|         |                      | <b>Civil</b>         | 70            | 80            | 81            | 75            | 50           | -20                 | -28.6%        | 81             | 88            | 64            | 95            | 68           | -13                 | -16.0%        |
|         |                      | <b>Domestic</b>      | 216           | 191           | 163           | 184           | 183          | -33                 | -15.3%        | 217            | 185           | 163           | 175           | 197          | -20                 | -9.2%         |
|         | Original             | 160                  | 140           | 121           | 156           | 157           | -3           | -1.9%               | 157           | 134            | 119           | 137           | 168           | 11           | 7.0%                |               |
|         | Modification         | 56                   | 51            | 42            | 28            | 26            | -30          | -53.6%              | 60            | 51             | 44            | 38            | 29            | -31          | -51.7%              |               |
|         | <b>Total</b>         | <b>950</b>           | <b>962</b>    | <b>1,092</b>  | <b>1,020</b>  | <b>1,272</b>  | <b>322</b>   | <b>33.9%</b>        | <b>860</b>    | <b>890</b>     | <b>949</b>    | <b>847</b>    | <b>1,551</b>  | <b>691</b>   | <b>80.3%</b>        |               |
|         | <b>7th Circuit</b>   | <b>4,631</b>         | <b>5,504</b>  | <b>6,317</b>  | <b>5,069</b>  | <b>6,709</b>  | <b>2,078</b> | <b>44.9%</b>        | <b>4,754</b>  | <b>4,991</b>   | <b>6,061</b>  | <b>4,986</b>  | <b>6,296</b>  | <b>1,542</b> | <b>32.4%</b>        |               |
|         | <b>Totals</b>        | <b>2,264</b>         | <b>2,889</b>  | <b>3,038</b>  | <b>2,497</b>  | <b>2,912</b>  | <b>648</b>   | <b>28.6%</b>        | <b>2,579</b>  | <b>2,624</b>   | <b>3,142</b>  | <b>2,418</b>  | <b>2,900</b>  | <b>321</b>   | <b>12.4%</b>        |               |
|         | Other                | 2,367                | 2,615         | 3,279         | 2,572         | 3,797         | 1,430        | 60.4%               | 2,175         | 2,367          | 2,919         | 2,568         | 3,396         | 1,221        | 56.1%               |               |
|         | <b>Civil</b>         | 868                  | 859           | 1,048         | 762           | 627           | -241         | -27.8%              | 899           | 846            | 979           | 752           | 657           | -242         | -26.9%              |               |
|         | <b>Domestic</b>      | 1,581                | 1,543         | 1,553         | 1,413         | 1,585         | 4            | 0.3%                | 1,653         | 1,541          | 1,578         | 1,435         | 1,613         | -40          | -2.4%               |               |
|         | Original             | 1,227                | 1,193         | 1,264         | 1,196         | 1,370         | 143          | 11.7%               | 1,221         | 1,211          | 1,255         | 1,181         | 1,402         | 181          | 14.8%               |               |
|         | Modification         | 354                  | 350           | 289           | 217           | 215           | -139         | -39.3%              | 432           | 330            | 323           | 254           | 211           | -221         | -51.2%              |               |
|         | <b>Juvenile</b>      | 1,056                | 1,274         | 948           | 1,010         | 1,049         | -7           | -0.7%               | 1,109         | 1,266          | 945           | 918           | 1,034         | -75          | -6.8%               |               |
|         | <b>Child Support</b> | 991                  | 1,011         | 822           | 695           | 865           | -126         | -12.7%              | 1,089         | 1,053          | 849           | 754           | 880           | -209         | -19.2%              |               |
|         | <b>Total</b>         | <b>9,127</b>         | <b>10,191</b> | <b>10,688</b> | <b>8,949</b>  | <b>10,835</b> | <b>1,708</b> | <b>18.7%</b>        | <b>9,504</b>  | <b>9,697</b>   | <b>10,412</b> | <b>8,845</b>  | <b>10,480</b> | <b>976</b>   | <b>10.3%</b>        |               |
| 8TH     | Morgan               | <b>Criminal</b>      | 2,171         | 2,587         | 2,700         | 2,513         | 2,796        | 625                 | 28.8%         | 2,794          | 2,852         | 2,684         | 2,244         | 2,788        | -6                  | -0.2%         |
|         |                      | Felony               | 891           | 949           | 1,042         | 938           | 971          | 80                  | 9.0%          | 1,368          | 1,165         | 1,080         | 686           | 1,100        | -268                | -19.6%        |
|         |                      | Other                | 1,280         | 1,638         | 1,658         | 1,575         | 1,825        | 545                 | 42.6%         | 1,426          | 1,687         | 1,604         | 1,558         | 1,688        | 262                 | 18.4%         |
|         |                      | <b>Civil</b>         | 654           | 682           | 661           | 534           | 472          | -182                | -27.8%        | 650            | 665           | 713           | 594           | 503          | -147                | -22.6%        |
|         |                      | <b>Domestic</b>      | 1,327         | 1,326         | 1,312         | 1,184         | 1,177        | -150                | -11.3%        | 1,395          | 1,314         | 1,263         | 1,268         | 1,208        | -187                | -13.4%        |
|         |                      | Original             | 894           | 888           | 863           | 829           | 854          | -40                 | -4.5%         | 888            | 877           | 858           | 858           | 840          | -48                 | -5.4%         |
|         |                      | Modification         | 433           | 438           | 449           | 355           | 323          | -110                | -25.4%        | 507            | 437           | 405           | 410           | 368          | -139                | -27.4%        |
|         | <b>Total</b>         | <b>4,152</b>         | <b>4,595</b>  | <b>4,673</b>  | <b>4,231</b>  | <b>4,445</b>  | <b>293</b>   | <b>7.1%</b>         | <b>4,839</b>  | <b>4,831</b>   | <b>4,660</b>  | <b>4,106</b>  | <b>4,499</b>  | <b>-340</b>  | <b>-7.0%</b>        |               |

# CIRCUIT COURT CASELOAD STATISTICS, FY 2017 - 2021

| Circuit                   | County                  | Jurisdiction  | Cases Filed |        |        |         |         | Change<br>2017-2021 |        | Cases Disposed |        |        |         |         | Change<br>2017-2021 |        |       |
|---------------------------|-------------------------|---------------|-------------|--------|--------|---------|---------|---------------------|--------|----------------|--------|--------|---------|---------|---------------------|--------|-------|
|                           |                         |               | 2017        | 2018   | 2019   | 2020    | 2021    | # +/-               | %      | 2017           | 2018   | 2019   | 2020    | 2021    | # +/-               | %      |       |
| 9TH                       | Cherokee                | Criminal      | 1,072       | 939    | 713    | 851     | 982     | -90                 | -8.4%  | 810            | 1,079  | 838    | 685     | 847     | 37                  | 4.6%   |       |
|                           |                         | Felony        | 523         | 371    | 279    | 404     | 448     | -75                 | -14.3% | 384            | 331    | 366    | 301     | 397     | 13                  | 3.4%   |       |
|                           |                         | Other         | 549         | 568    | 434    | 447     | 534     | -15                 | -2.7%  | 426            | 748    | 472    | 384     | 450     | 24                  | 5.6%   |       |
|                           |                         | Civil         | 152         | 152    | 180    | 128     | 120     | -32                 | -21.1% | 147            | 163    | 177    | 140     | 85      | -62                 | -42.2% |       |
|                           |                         | Domestic      | 323         | 325    | 308    | 280     | 299     | -24                 | -7.4%  | 302            | 303    | 369    | 261     | 321     | 19                  | 6.3%   |       |
|                           |                         | Original      | 153         | 148    | 153    | 143     | 146     | -7                  | -4.6%  | 144            | 132    | 181    | 138     | 152     | 8                   | 5.6%   |       |
|                           |                         | Modification  | 170         | 177    | 155    | 137     | 153     | -17                 | -10.0% | 158            | 171    | 188    | 123     | 169     | 11                  | 7.0%   |       |
|                           |                         | Total         | 1,547       | 1,416  | 1,201  | 1,259   | 1,401   | -146                | -9.4%  | 1,259          | 1,545  | 1,384  | 1,086   | 1,253   | -6                  | -0.5%  |       |
|                           |                         | DeKalb        | Criminal    | 845    | 818    | 1,026   | 1,169   | 2,339               | 1,494  | 176.8%         | 1,062  | 1,069  | 1,014   | 1,124   | 1,554               | 492    | 46.3% |
|                           |                         | Felony        | 787         | 738    | 949    | 314     | 1,103   | 316                 | 40.2%  | 666            | 676    | 693    | 594     | 807     | 141                 | 21.2%  |       |
| Other                     | 58                      | 80            | 77          | 855    | 1,236  | 1,178   | 2031.0% | 396                 | 393    | 321            | 530    | 747    | 351     | 88.6%   |                     |        |       |
| Civil                     | 349                     | 411           | 398         | 335    | 279    | -70     | -20.1%  | 353                 | 345    | 374            | 370    | 253    | -100    | -28.3%  |                     |        |       |
| Domestic                  | 696                     | 674           | 627         | 594    | 653    | -43     | -6.2%   | 624                 | 715    | 635            | 615    | 618    | -6      | -1.0%   |                     |        |       |
| Original                  | 545                     | 554           | 502         | 466    | 531    | -14     | -2.6%   | 505                 | 554    | 504            | 479    | 501    | -4      | -0.8%   |                     |        |       |
| Modification              | 151                     | 120           | 125         | 128    | 122    | -29     | -19.2%  | 119                 | 161    | 131            | 136    | 117    | -2      | -1.7%   |                     |        |       |
| Juvenile                  | 0                       | 5             | 0           | 0      | 0      | 0       | N/A     | 0                   | 0      | 0              | 0      | 0      | 0       | NA      |                     |        |       |
| Total                     | 1,890                   | 1,908         | 2,051       | 2,098  | 3,271  | 1,381   | 73.1%   | 2,039               | 2,129  | 2,024          | 2,109  | 2,425  | 386     | 18.9%   |                     |        |       |
| 9th Circuit               | Criminal                | 1,917         | 1,757       | 1,739  | 2,020  | 3,321   | 1,404   | 73.2%               | 1,872  | 2,148          | 1,852  | 1,809  | 2,401   | 529     | 28.3%               |        |       |
| Totals                    | Felony                  | 1,310         | 1,109       | 1,228  | 718    | 1,551   | 241     | 18.4%               | 1,050  | 1,007          | 1,059  | 895    | 1,204   | 154     | 14.7%               |        |       |
| Other                     | 607                     | 648           | 511         | 1,302  | 1,770  | 1,163   | 191.6%  | 822                 | 1,141  | 793            | 914    | 1,197  | 375     | 45.6%   |                     |        |       |
| Civil                     | 501                     | 563           | 578         | 463    | 399    | -102    | -20.4%  | 500                 | 508    | 551            | 510    | 338    | -162    | -32.4%  |                     |        |       |
| Domestic                  | 1,019                   | 999           | 935         | 874    | 952    | -67     | -6.6%   | 926                 | 1,018  | 1,004          | 876    | 939    | 13      | 1.4%    |                     |        |       |
| Original                  | 698                     | 702           | 655         | 609    | 677    | -21     | -3.0%   | 649                 | 686    | 685            | 617    | 653    | 4       | 0.6%    |                     |        |       |
| Modification              | 321                     | 297           | 280         | 265    | 275    | -46     | -14.3%  | 277                 | 332    | 319            | 259    | 286    | 9       | 3.2%    |                     |        |       |
| Juvenile                  | 0                       | 5             | 0           | 0      | 0      | 0       | -100.0% | 0                   | 0      | 0              | 0      | 0      | 0       | -100.0% |                     |        |       |
| Total                     | 3,437                   | 3,324         | 3,252       | 3,357  | 4,672  | 1,235   | 35.9%   | 3,298               | 3,674  | 3,408          | 3,195  | 3,678  | 380     | 11.5%   |                     |        |       |
| 10TH                      | Jefferson -<br>Bessemer | Criminal      | 1,642       | 1,589  | 1,689  | 839     | 2,901   | 1,259               | 76.7%  | 1,511          | 1,241  | 1,485  | 1,272   | 3,585   | 2,074               | 137.3% |       |
|                           |                         | Felony        | 1,230       | 1,228  | 1,375  | 547     | 1,845   | 615                 | 50.0%  | 1,078          | 968    | 1,197  | 1,037   | 2,269   | 1,191               | 110.5% |       |
|                           |                         | Other         | 412         | 361    | 314    | 292     | 1,056   | 644                 | 156.3% | 433            | 273    | 288    | 235     | 1,316   | 883                 | 203.9% |       |
|                           |                         | Civil         | 1,082       | 1,032  | 1,181  | 1,001   | 4,097   | 3,015               | 278.7% | 925            | 949    | 1,119  | 889     | 4,368   | 3,443               | 372.2% |       |
|                           |                         | Domestic      | 817         | 948    | 843    | 746     | 3,830   | 3,013               | 368.8% | 897            | 815    | 694    | 839     | 4,322   | 3,425               | 381.8% |       |
|                           |                         | Original      | 670         | 786    | 689    | 626     | 3,247   | 2,577               | 384.6% | 748            | 682    | 514    | 793     | 3,559   | 2,811               | 375.8% |       |
|                           |                         | Modification  | 147         | 162    | 154    | 120     | 583     | 436                 | 296.6% | 149            | 133    | 180    | 46      | 763     | 614                 | 412.1% |       |
|                           |                         | Juvenile      | 865         | 746    | 781    | 598     | 2,070   | 1,205               | 139.3% | 1,026          | 706    | 691    | 576     | 2,048   | 1,022               | #REF!  |       |
|                           |                         | Child Support | 1,429       | 1,000  | 782    | 686     | 1,783   | 354                 | 24.8%  | 1,534          | 1,157  | 871    | 660     | 3,566   | 2,032               | #REF!  |       |
|                           |                         | Total         | 5,835       | 5,315  | 5,276  | 3,870   | 14,681  | 8,846               | 151.6% | 5,893          | 4,868  | 4,860  | 4,236   | 17,889  | 11,996              | 203.6% |       |
| Jefferson -<br>Birmingham | Criminal                | 4,968         | 5,045       | 5,018  | 3,029  | 1,093   | -3,875  | -78.0%              | 5,465  | 4,612          | 4,573  | 2,623  | 913     | -4,552  | -83.3%              |        |       |
| Felony                    | 2,772                   | 3,015         | 2,993       | 1,794  | 768    | -2,004  | -72.3%  | 3,141               | 2,637  | 2,767          | 1,487  | 646    | -2,495  | -79.4%  |                     |        |       |
| Other                     | 2,196                   | 2,030         | 2,025       | 1,235  | 325    | -1,871  | -85.2%  | 2,324               | 1,975  | 1,806          | 1,136  | 267    | -2,057  | -88.5%  |                     |        |       |
| Civil                     | 5,841                   | 5,699         | 6,034       | 4,883  | 778    | -5,063  | -86.7%  | 5,373               | 5,914  | 5,783          | 4,931  | 935    | -4,438  | -82.6%  |                     |        |       |
| Domestic                  | 4,187                   | 4,170         | 3,907       | 3,732  | 860    | -3,327  | -79.5%  | 3,895               | 4,985  | 4,193          | 3,738  | 852    | -3,043  | -78.1%  |                     |        |       |
| Original                  | 3,481                   | 3,484         | 3,217       | 3,182  | 751    | -2,730  | -78.4%  | 3,135               | 4,008  | 3,488          | 3,324  | 778    | -2,357  | -75.2%  |                     |        |       |
| Modification              | 706                     | 686           | 690         | 550    | 109    | -597    | -84.6%  | 760                 | 977    | 705            | 414    | 74     | -686    | -90.3%  |                     |        |       |
| Juvenile                  | 2,834                   | 2,824         | 2,614       | 2,225  | 698    | -2,136  | -75.4%  | 2,564               | 2,658  | 2,646          | 1,987  | 688    | -1,876  | -73.2%  |                     |        |       |
| Child Support             | 2,589                   | 2,297         | 2,073       | 1,977  | 633    | -1,956  | -75.6%  | 3,167               | 3,166  | 2,954          | 2,494  | 755    | -2,412  | -76.2%  |                     |        |       |
| Total                     | 20,419                  | 20,035        | 19,646      | 15,846 | 4,062  | -16,357 | -80.1%  | 20,464              | 21,335 | 20,149         | 15,773 | 4,143  | -16,321 | -79.8%  |                     |        |       |
| 10th Circuit              | Criminal                | 6,610         | 6,634       | 6,707  | 3,868  | 3,994   | -2,616  | -39.6%              | 6,976  | 5,853          | 6,058  | 3,895  | 4,498   | -2,478  | -35.5%              |        |       |
| Totals                    | Felony                  | 4,002         | 4,243       | 4,368  | 2,341  | 2,613   | -1,389  | -34.7%              | 4,219  | 3,605          | 3,964  | 2,524  | 2,915   | -1,304  | -30.9%              |        |       |
| Other                     | 2,608                   | 2,391         | 2,339       | 1,527  | 1,381  | -1,227  | -47.0%  | 2,757               | 2,248  | 2,094          | 1,371  | 1,583  | -1,174  | -42.6%  |                     |        |       |
| Civil                     | 6,923                   | 6,731         | 7,215       | 5,884  | 4,875  | -2,048  | -29.6%  | 6,298               | 6,863  | 6,902          | 5,820  | 5,303  | -995    | -15.8%  |                     |        |       |
| Domestic                  | 5,004                   | 5,118         | 4,750       | 4,478  | 4,690  | -314    | -6.3%   | 4,792               | 5,800  | 4,887          | 4,577  | 5,174  | 382     | 8.0%    |                     |        |       |
| Original                  | 4,151                   | 4,270         | 3,906       | 3,808  | 3,998  | -153    | -3.7%   | 3,883               | 4,690  | 4,002          | 4,117  | 4,337  | 454     | 11.7%   |                     |        |       |
| Modification              | 853                     | 848           | 844         | 670    | 692    | -161    | -18.9%  | 909                 | 1,110  | 885            | 460    | 837    | -72     | -7.9%   |                     |        |       |
| Juvenile                  | 3,699                   | 3,570         | 3,395       | 2,823  | 2,768  | -931    | -25.2%  | 3,590               | 3,364  | 3,337          | 2,563  | 2,736  | -854    | -23.8%  |                     |        |       |
| Child Support             | 4,018                   | 3,297         | 2,855       | 2,663  | 2,416  | -1,602  | -39.9%  | 4,701               | 4,323  | 3,825          | 3,154  | 4,321  | -380    | -8.1%   |                     |        |       |
| Total                     | 26,254                  | 25,350        | 24,922      | 19,716 | 18,743 | -7,511  | -28.6%  | 26,357              | 26,203 | 25,009         | 20,009 | 22,032 | -4,325  | -16.4%  |                     |        |       |

# CIRCUIT COURT CASELOAD STATISTICS, FY 2017 - 2021

| Circuit                | County           | Jurisdiction           | Cases Filed     |                 |       |       |        | Change<br>2017-2021 |        | Cases Disposed |       |       |       |        | Change<br>2017-2021 |        |        |       |
|------------------------|------------------|------------------------|-----------------|-----------------|-------|-------|--------|---------------------|--------|----------------|-------|-------|-------|--------|---------------------|--------|--------|-------|
|                        |                  |                        | 2017            | 2018            | 2019  | 2020  | 2021   | # +/-               | %      | 2017           | 2018  | 2019  | 2020  | 2021   | # +/-               | %      |        |       |
| 11TH                   | Lauderdale       | <b>Criminal</b>        | 1,596           | 1,650           | 2,192 | 1,620 | 1,505  | -91                 | -5.7%  | 1,379          | 1,527 | 1,936 | 1,907 | 1,450  | 71                  | 5.1%   |        |       |
|                        |                  | Felony                 | 905             | 920             | 1,250 | 691   | 635    | -270                | -29.8% | 749            | 926   | 1,170 | 1,080 | 633    | -116                | -15.5% |        |       |
|                        |                  | Other                  | 691             | 730             | 942   | 929   | 870    | 179                 | 25.9%  | 630            | 601   | 766   | 827   | 817    | 187                 | 29.7%  |        |       |
|                        |                  | <b>Civil</b>           | 485             | 541             | 534   | 437   | 370    | -115                | -23.7% | 495            | 450   | 483   | 405   | 338    | -157                | -31.7% |        |       |
|                        |                  | <b>Domestic</b>        | 889             | 948             | 928   | 774   | 742    | -147                | -16.5% | 1,043          | 948   | 860   | 827   | 699    | -344                | -33.0% |        |       |
|                        |                  | Original               | 659             | 721             | 694   | 583   | 570    | -89                 | -13.5% | 795            | 711   | 651   | 666   | 543    | -252                | -31.7% |        |       |
|                        |                  | Modification           | 230             | 227             | 234   | 191   | 172    | -58                 | -25.2% | 248            | 237   | 209   | 161   | 156    | -92                 | -37.1% |        |       |
|                        |                  | <b>Juvenile</b>        | 1,252           | 1,142           | 1,164 | 1,679 | 1,037  | -215                | -17.2% | 1,126          | 1,099 | 1,102 | 1,553 | 1,096  | -30                 | -2.7%  |        |       |
|                        |                  | <b>Child Support</b>   | 616             | 510             | 520   | 413   | 367    | -249                | -40.4% | 613            | 461   | 508   | 264   | 332    | -281                | -45.8% |        |       |
|                        |                  | <b>Total</b>           | 4,838           | 4,791           | 5,338 | 4,923 | 4,021  | -817                | -16.9% | 4,656          | 4,485 | 4,889 | 4,956 | 3,915  | -741                | -15.9% |        |       |
| 12TH                   | Coffee -<br>Elba | <b>Criminal</b>        | 127             | 191             | 290   | 212   | 323    | 196                 | 154.3% | 254            | 149   | 261   | 219   | 200    | -54                 | -21.3% |        |       |
|                        |                  | Felony                 | 69              | 98              | 124   | 47    | 144    | 75                  | 108.7% | 112            | 84    | 128   | 73    | 96     | -16                 | -14.3% |        |       |
|                        |                  | Other                  | 58              | 93              | 166   | 165   | 179    | 121                 | 208.6% | 142            | 65    | 133   | 146   | 104    | -38                 | -26.8% |        |       |
|                        |                  | <b>Civil</b>           | 112             | 107             | 151   | 105   | 90     | -22                 | -19.6% | 101            | 109   | 144   | 125   | 81     | -20                 | -19.8% |        |       |
|                        |                  | <b>Domestic</b>        | 84              | 91              | 105   | 93    | 80     | -4                  | -4.8%  | 106            | 68    | 100   | 101   | 90     | -16                 | -15.1% |        |       |
|                        |                  | Original               | 61              | 67              | 76    | 72    | 60     | -1                  | -1.6%  | 61             | 52    | 70    | 78    | 69     | 8                   | 13.1%  |        |       |
|                        |                  | Modification           | 23              | 24              | 29    | 21    | 20     | -3                  | -13.0% | 45             | 16    | 30    | 23    | 21     | -24                 | -53.3% |        |       |
|                        |                  | <b>Total</b>           | 323             | 389             | 546   | 410   | 493    | 170                 | 52.6%  | 461            | 326   | 505   | 445   | 371    | -90                 | -19.5% |        |       |
|                        |                  | Coffee -<br>Enterprise | <b>Criminal</b> | 1,054           | 1,162 | 912   | 424    | 737                 | -317   | -30.1%         | 1,052 | 1,204 | 896   | 558    | 551                 | -501   | -47.6% |       |
|                        |                  |                        | Felony          | 538             | 533   | 341   | 151    | 391                 | -147   | -27.3%         | 525   | 544   | 344   | 255    | 283                 | -242   | -46.1% |       |
| Other                  | 516              |                        | 629             | 571             | 273   | 346   | -170   | -32.9%              | 527    | 660            | 552   | 303   | 268   | -259   | -49.1%              |        |        |       |
| <b>Civil</b>           | 321              |                        | 373             | 385             | 316   | 254   | -67    | -20.9%              | 324    | 350            | 389   | 350   | 245   | -79    | -24.4%              |        |        |       |
| <b>Domestic</b>        | 360              |                        | 390             | 356             | 366   | 333   | -27    | -7.5%               | 378    | 361            | 367   | 357   | 345   | -33    | -8.7%               |        |        |       |
| Original               | 259              |                        | 280             | 268             | 254   | 233   | -26    | -10.0%              | 259    | 274            | 266   | 259   | 234   | -25    | -9.7%               |        |        |       |
| Modification           | 101              | 110                    | 88              | 112             | 100   | -1    | -1.0%  | 119                 | 87     | 101            | 98    | 111   | -8    | -6.7%  |                     |        |        |       |
| <b>Total</b>           | 1,735            | 1,925                  | 1,653           | 1,106           | 1,324 | -411  | -23.7% | 1,754               | 1,915  | 1,652          | 1,265 | 1,141 | -613  | -34.9% |                     |        |        |       |
| Coffee                 |                  | <b>Criminal</b>        | 1,181           | 1,353           | 1,202 | 636   | 1,060  | -121                | -10.2% | 1,306          | 1,353 | 1,157 | 777   | 751    | -555                | -42.5% |        |       |
|                        |                  | Felony                 | 607             | 631             | 465   | 198   | 535    | -72                 | -11.9% | 637            | 628   | 472   | 328   | 379    | -258                | -40.5% |        |       |
|                        |                  | Other                  | 574             | 722             | 737   | 438   | 525    | -49                 | -8.5%  | 669            | 725   | 685   | 449   | 372    | -297                | -44.4% |        |       |
|                        |                  | <b>Civil</b>           | 433             | 480             | 536   | 421   | 344    | -89                 | -20.6% | 425            | 459   | 533   | 475   | 326    | -99                 | -23.3% |        |       |
|                        |                  | <b>Domestic</b>        | 444             | 481             | 461   | 459   | 413    | -31                 | -7.0%  | 484            | 429   | 467   | 458   | 435    | -49                 | -10.1% |        |       |
|                        |                  | Original               | 320             | 347             | 344   | 326   | 293    | -27                 | -8.4%  | 320            | 326   | 336   | 337   | 303    | -17                 | -5.3%  |        |       |
|                        |                  | Modification           | 124             | 134             | 117   | 133   | 120    | -4                  | -3.2%  | 164            | 103   | 131   | 121   | 132    | -32                 | -19.5% |        |       |
|                        |                  | <b>Total</b>           | 2,058           | 2,314           | 2,199 | 1,516 | 1,817  | -241                | -11.7% | 2,215          | 2,241 | 2,157 | 1,710 | 1,512  | -703                | -31.7% |        |       |
|                        |                  | Pike                   |                 | <b>Criminal</b> | 642   | 932   | 870    | 681                 | 697    | 55             | 8.6%  | 555   | 872   | 948    | 649                 | 614    | 59     | 10.6% |
|                        |                  |                        |                 | Felony          | 337   | 389   | 340    | 266                 | 351    | 14             | 4.2%  | 256   | 361   | 433    | 276                 | 290    | 34     | 13.3% |
| Other                  | 305              |                        |                 | 543             | 530   | 415   | 346    | 41                  | 13.4%  | 299            | 511   | 515   | 373   | 324    | 25                  | 8.4%   |        |       |
| <b>Civil</b>           | 307              |                        |                 | 348             | 379   | 251   | 207    | -100                | -32.6% | 291            | 336   | 345   | 303   | 211    | -80                 | -27.5% |        |       |
| <b>Domestic</b>        | 195              |                        |                 | 155             | 152   | 193   | 171    | -24                 | -12.3% | 197            | 183   | 164   | 153   | 194    | -3                  | -1.5%  |        |       |
| Original               | 117              |                        |                 | 118             | 111   | 123   | 118    | 1                   | 0.9%   | 117            | 122   | 125   | 102   | 135    | 18                  | 15.4%  |        |       |
| Modification           | 78               | 37                     | 41              | 70              | 53    | -25   | -32.1% | 80                  | 61     | 39             | 51    | 59    | -21   | -26.3% |                     |        |        |       |
| <b>Total</b>           | 1,144            | 1,435                  | 1,401           | 1,125           | 1,075 | -69   | -6.0%  | 1,043               | 1,391  | 1,457          | 1,105 | 1,019 | -24   | -2.3%  |                     |        |        |       |
| 12th Circuit<br>Totals |                  | <b>Criminal</b>        | 1,823           | 2,285           | 2,072 | 1,317 | 1,757  | -66                 | -3.6%  | 1,861          | 2,225 | 2,105 | 1,426 | 1,365  | -496                | -26.7% |        |       |
|                        |                  | Felony                 | 944             | 1,020           | 805   | 464   | 886    | -58                 | -6.1%  | 893            | 989   | 905   | 604   | 669    | -224                | -25.1% |        |       |
|                        |                  | Other                  | 879             | 1,265           | 1,267 | 853   | 871    | -8                  | -0.9%  | 968            | 1,236 | 1,200 | 822   | 696    | -272                | -28.1% |        |       |
|                        |                  | <b>Civil</b>           | 740             | 828             | 915   | 672   | 551    | -189                | -25.5% | 716            | 795   | 878   | 778   | 537    | -179                | -25.0% |        |       |
|                        |                  | <b>Domestic</b>        | 639             | 636             | 613   | 652   | 584    | -55                 | -8.6%  | 681            | 612   | 631   | 611   | 629    | -52                 | -7.6%  |        |       |
|                        |                  | Original               | 437             | 465             | 455   | 449   | 411    | -26                 | -5.9%  | 437            | 448   | 461   | 439   | 438    | 1                   | 0.2%   |        |       |
|                        |                  | Modification           | 202             | 171             | 158   | 203   | 173    | -29                 | -14.4% | 244            | 164   | 170   | 172   | 191    | -53                 | -21.7% |        |       |
| <b>Total</b>           | 3,202            | 3,749                  | 3,600           | 2,641           | 2,892 | -310  | -9.7%  | 3,258               | 3,632  | 3,614          | 2,815 | 2,531 | -727  | -22.3% |                     |        |        |       |

# CIRCUIT COURT CASELOAD STATISTICS, FY 2017 - 2021

| Circuit      | County       | Jurisdiction  | Cases Filed |        |        |        |        | Change<br>2017-2021 |        | Cases Disposed |        |        |        |        | Change<br>2017-2021 |        |
|--------------|--------------|---------------|-------------|--------|--------|--------|--------|---------------------|--------|----------------|--------|--------|--------|--------|---------------------|--------|
|              |              |               | 2017        | 2018   | 2019   | 2020   | 2021   | # +/-               | %      | 2017           | 2018   | 2019   | 2020   | 2021   | # +/-               | %      |
| 13TH         | Mobile       | Criminal      | 10,089      | 10,179 | 10,313 | 5,946  | 6,824  | -3,265              | -32.4% | 10,797         | 9,662  | 11,244 | 6,358  | 6,472  | -4,325              | -40.1% |
|              |              | Felony        | 4,163       | 4,623  | 4,478  | 2,607  | 2,841  | -1,322              | -31.8% | 4,836          | 4,158  | 4,797  | 2,744  | 2,537  | -2,299              | -47.5% |
|              |              | Other         | 5,926       | 5,556  | 5,835  | 3,339  | 3,983  | -1,943              | -32.8% | 5,961          | 5,504  | 6,447  | 3,614  | 3,935  | -2,026              | -34.0% |
|              |              | Civil         | 3,669       | 3,548  | 3,636  | 2,845  | 2,447  | -1,222              | -33.3% | 3,275          | 3,268  | 3,436  | 3,152  | 2,504  | -771                | -23.5% |
|              |              | Domestic      | 3,773       | 3,231  | 3,111  | 3,015  | 3,234  | -539                | -14.3% | 3,832          | 3,283  | 3,348  | 2,745  | 3,260  | -572                | -14.9% |
|              |              | Original      | 2,740       | 2,368  | 2,280  | 2,289  | 2,469  | -271                | -9.9%  | 2,727          | 2,354  | 2,494  | 2,105  | 2,487  | -240                | -8.8%  |
|              |              | Modification  | 1,033       | 863    | 831    | 726    | 765    | -268                | -25.9% | 1,105          | 929    | 854    | 640    | 773    | -332                | -30.0% |
|              |              | Juvenile      | 4,457       | 3,623  | 4,329  | 3,466  | 3,686  | -771                | -17.3% | 4,218          | 3,554  | 3,727  | 2,976  | 3,736  | -482                | -11.4% |
|              |              | Child Support | 3,406       | 3,104  | 3,413  | 2,468  | 2,621  | -785                | -23.0% | 3,920          | 3,703  | 3,435  | 2,330  | 2,157  | -1,763              | -45.0% |
|              |              | Total         | 25,394      | 23,685 | 24,802 | 17,740 | 18,812 | -6,582              | -25.9% | 26,042         | 23,470 | 25,190 | 17,561 | 18,129 | -7,913              | -30.4% |
| 14TH         | Walker       | Criminal      | 485         | 619    | 774    | 607    | 566    | 81                  | 16.7%  | 557            | 523    | 537    | 297    | 443    | -114                | -20.5% |
|              |              | Felony        | 254         | 424    | 548    | 449    | 436    | 182                 | 71.7%  | 363            | 294    | 359    | 194    | 262    | -101                | -27.8% |
|              |              | Other         | 231         | 195    | 226    | 158    | 130    | -101                | -43.7% | 194            | 229    | 178    | 103    | 181    | -13                 | -6.7%  |
|              |              | Civil         | 531         | 547    | 510    | 407    | 331    | -200                | -37.7% | 713            | 504    | 432    | 781    | 377    | -336                | -47.1% |
|              |              | Domestic      | 727         | 624    | 572    | 572    | 573    | -154                | -21.2% | 735            | 791    | 595    | 565    | 658    | -77                 | -10.5% |
|              |              | Original      | 539         | 509    | 474    | 477    | 494    | -45                 | -8.3%  | 534            | 591    | 444    | 459    | 520    | -14                 | -2.6%  |
|              |              | Modification  | 188         | 115    | 98     | 95     | 79     | -109                | -58.0% | 201            | 200    | 151    | 106    | 138    | -63                 | -31.3% |
|              |              | Juvenile      | 1,853       | 1,904  | 1,628  | 1,310  | 872    | -981                | -52.9% | 2,116          | 2,177  | 1,955  | 849    | 1,164  | -952                | -45.0% |
|              |              | Child Support | 2,647       | 2,207  | 2,493  | 1,357  | 1,236  | -1,411              | -53.3% | 2,860          | 2,266  | 2,758  | 1,127  | 1,444  | -1,416              | -49.5% |
|              |              | Total         | 1,743       | 1,790  | 1,856  | 1,586  | 1,470  | -273                | -15.7% | 2,005          | 1,818  | 1,564  | 1,643  | 1,478  | -527                | -26.3% |
| 15TH         | Montgomery   | Criminal      | 2,273       | 2,914  | 2,209  | 1,131  | 2,039  | -234                | -10.3% | 2,542          | 2,422  | 2,746  | 1,218  | 1,217  | -1,325              | -52.1% |
|              |              | Felony        | 1,371       | 2,024  | 1,449  | 716    | 1,604  | 233                 | 17.0%  | 1,560          | 1,688  | 1,903  | 804    | 813    | -747                | -47.9% |
|              |              | Other         | 902         | 890    | 760    | 415    | 435    | -467                | -51.8% | 982            | 734    | 843    | 414    | 404    | -578                | -58.9% |
|              |              | Civil         | 2,681       | 2,944  | 3,020  | 2,389  | 2,085  | -596                | -22.2% | 2,479          | 2,804  | 3,043  | 2,415  | 2,038  | -441                | -17.8% |
|              |              | Domestic      | 2,421       | 2,229  | 2,107  | 1,820  | 1,830  | -591                | -24.4% | 2,378          | 2,502  | 2,240  | 1,704  | 1,711  | -667                | -28.0% |
|              |              | Original      | 1,872       | 1,763  | 1,622  | 1,495  | 1,509  | -363                | -19.4% | 1,801          | 1,943  | 1,714  | 1,407  | 1,416  | -385                | -21.4% |
|              |              | Modification  | 549         | 466    | 485    | 325    | 321    | -228                | -41.5% | 577            | 559    | 526    | 297    | 295    | -282                | -48.9% |
|              |              | Juvenile      | 1,853       | 1,904  | 1,628  | 1,310  | 872    | -981                | -52.9% | 2,116          | 2,177  | 1,955  | 849    | 1,164  | -952                | -45.0% |
|              |              | Child Support | 2,647       | 2,207  | 2,493  | 1,357  | 1,236  | -1,411              | -53.3% | 2,860          | 2,266  | 2,758  | 1,127  | 1,444  | -1,416              | -49.5% |
|              |              | Total         | 11,875      | 12,198 | 11,457 | 8,007  | 8,062  | -3,813              | -32.1% | 12,375         | 12,171 | 12,742 | 7,313  | 7,574  | -4,801              | -38.8% |
| 16TH         | Etowah       | Criminal      | 2,551       | 2,747  | 2,593  | 1,991  | 2,301  | -250                | -9.8%  | 2,356          | 2,625  | 2,634  | 2,257  | 1,795  | -561                | -23.8% |
|              |              | Felony        | 1,139       | 1,231  | 1,181  | 877    | 1,138  | -1                  | -0.1%  | 1,124          | 1,161  | 1,226  | 1,143  | 799    | -325                | -28.9% |
|              |              | Other         | 1,412       | 1,516  | 1,412  | 1,114  | 1,163  | -249                | -17.6% | 1,232          | 1,464  | 1,408  | 1,114  | 996    | -236                | -19.2% |
|              |              | Civil         | 1,113       | 1,191  | 1,247  | 890    | 708    | -405                | -36.4% | 1,029          | 1,046  | 1,328  | 964    | 710    | -319                | -31.0% |
|              |              | Domestic      | 1,307       | 1,284  | 1,182  | 1,084  | 1,100  | -207                | -15.8% | 1,326          | 1,325  | 1,260  | 1,083  | 1,136  | -190                | -14.3% |
|              |              | Original      | 655         | 618    | 590    | 576    | 569    | -86                 | -13.1% | 693            | 643    | 617    | 545    | 619    | -74                 | -10.7% |
|              |              | Modification  | 652         | 666    | 592    | 508    | 531    | -121                | -18.6% | 633            | 682    | 643    | 538    | 517    | -116                | -18.3% |
|              |              | Juvenile      | 6           | 2      | 0      | 3      | 0      | -6                  | 100.0% | 6              | 2      | 0      | 1      | 0      | -6                  | 100.0% |
|              |              | Child Support | 2,647       | 2,207  | 2,493  | 1,357  | 1,236  | -1,411              | -53.3% | 2,860          | 2,266  | 2,758  | 1,127  | 1,444  | -1,416              | -49.5% |
|              |              | Total         | 4,977       | 5,224  | 5,022  | 3,968  | 4,109  | -868                | -17.4% | 4,717          | 4,998  | 5,225  | 4,305  | 3,641  | -1,076              | -22.8% |
| 17TH         | Greene       | Criminal      | 30          | 90     | 40     | 41     | 45     | 15                  | 50.0%  | 56             | 70     | 54     | 44     | 32     | -24                 | -42.9% |
|              |              | Felony        | 23          | 75     | 31     | 23     | 43     | 20                  | 87.0%  | 44             | 53     | 46     | 35     | 22     | -22                 | -50.0% |
|              |              | Other         | 7           | 15     | 9      | 18     | 2      | -5                  | -71.4% | 12             | 17     | 8      | 9      | 10     | -2                  | -16.7% |
|              |              | Civil         | 88          | 111    | 81     | 73     | 57     | -31                 | -35.2% | 96             | 89     | 95     | 73     | 61     | -35                 | -36.5% |
|              |              | Domestic      | 26          | 23     | 23     | 22     | 22     | -4                  | -15.4% | 28             | 20     | 19     | 16     | 17     | -11                 | -39.3% |
|              | Original     | 19            | 18          | 18     | 20     | 17     | -2     | -10.5%              | 19     | 14             | 18     | 15     | 16     | -3     | -15.8%              |        |
|              | Modification | 7             | 5           | 5      | 2      | 5      | -2     | -28.6%              | 9      | 6              | 1      | 1      | 1      | -8     | -88.9%              |        |
|              | Total        | 144           | 224         | 144    | 136    | 124    | -20    | -13.9%              | 180    | 179            | 168    | 133    | 110    | -70    | -38.9%              |        |
|              | Marengo      | Criminal      | 240         | 182    | 205    | 141    | 118    | -122                | -50.8% | 207            | 194    | 180    | 128    | 177    | -30                 | -14.5% |
|              |              | Felony        | 218         | 176    | 190    | 128    | 108    | -110                | -50.5% | 189            | 180    | 173    | 123    | 163    | -26                 | -13.8% |
| Other        |              | 22            | 6           | 15     | 13     | 10     | -12    | -54.5%              | 18     | 14             | 7      | 5      | 14     | -4     | -22.2%              |        |
| Civil        |              | 146           | 153         | 161    | 130    | 100    | -46    | -31.5%              | 138    | 146            | 170    | 127    | 117    | -21    | -15.2%              |        |
| Domestic     |              | 125           | 115         | 121    | 131    | 103    | -22    | -17.6%              | 134    | 110            | 112    | 125    | 90     | -44    | -32.8%              |        |
| Original     | 90           | 79            | 96          | 107    | 84     | -6     | -6.7%  | 94                  | 79     | 81             | 100    | 71     | -23    | -24.5% |                     |        |
| Modification | 35           | 36            | 25          | 24     | 19     | -16    | -45.7% | 40                  | 31     | 31             | 25     | 19     | -21    | -52.5% |                     |        |
| Total        | 511          | 450           | 487         | 402    | 321    | -190   | -37.2% | 479                 | 450    | 462            | 380    | 384    | -95    | -19.8% |                     |        |



# CIRCUIT COURT CASELOAD STATISTICS, FY 2017 - 2021

| Circuit     | County              | Jurisdiction    | Cases Filed  |              |              |              |               | Change<br>2017-2021 |               | Cases Disposed |              |              |              |               | Change<br>2017-2021 |               |
|-------------|---------------------|-----------------|--------------|--------------|--------------|--------------|---------------|---------------------|---------------|----------------|--------------|--------------|--------------|---------------|---------------------|---------------|
|             |                     |                 | 2017         | 2018         | 2019         | 2020         | 2021          | # +/-               | %             | 2017           | 2018         | 2019         | 2020         | 2021          | # +/-               | %             |
|             | Sumter              | <b>Criminal</b> | 105          | 67           | 49           | 30           | 59            | -46                 | -43.8%        | 60             | 97           | 71           | 41           | 40            | -20                 | -33.3%        |
|             |                     | Felony          | 90           | 64           | 43           | 23           | 50            | -40                 | -44.4%        | 43             | 91           | 64           | 37           | 35            | -8                  | -18.6%        |
|             |                     | Other           | 15           | 3            | 6            | 7            | 9             | -6                  | -40.0%        | 17             | 6            | 7            | 4            | 5             | -12                 | -70.6%        |
|             |                     | <b>Civil</b>    | 72           | 79           | 75           | 68           | 67            | -5                  | -6.9%         | 70             | 94           | 96           | 75           | 62            | -8                  | -11.4%        |
|             |                     | <b>Domestic</b> | 48           | 38           | 30           | 37           | 39            | -9                  | -18.8%        | 50             | 42           | 30           | 24           | 42            | -8                  | -16.0%        |
|             |                     | Original        | 40           | 32           | 25           | 30           | 33            | -7                  | -17.5%        | 35             | 36           | 25           | 22           | 38            | 3                   | 8.6%          |
|             |                     | Modification    | 8            | 6            | 5            | 7            | 6             | -2                  | -25.0%        | 15             | 6            | 5            | 2            | 4             | -11                 | -73.3%        |
|             | <b>Total</b>        | <b>225</b>      | <b>184</b>   | <b>154</b>   | <b>135</b>   | <b>165</b>   | <b>-60</b>    | <b>-26.7%</b>       | <b>180</b>    | <b>233</b>     | <b>197</b>   | <b>140</b>   | <b>144</b>   | <b>-36</b>    | <b>-20.0%</b>       |               |
|             | <b>17th Circuit</b> | <b>Criminal</b> | <b>375</b>   | <b>339</b>   | <b>294</b>   | <b>212</b>   | <b>222</b>    | <b>-153</b>         | <b>-40.8%</b> | <b>323</b>     | <b>361</b>   | <b>305</b>   | <b>213</b>   | <b>249</b>    | <b>-74</b>          | <b>-22.9%</b> |
|             | <b>Totals</b>       | Felony          | 331          | 315          | 264          | 174          | 201           | -130                | -39.3%        | 276            | 324          | 283          | 195          | 220           | -56                 | -20.3%        |
|             |                     | Other           | 44           | 24           | 30           | 38           | 21            | -23                 | -52.3%        | 47             | 37           | 22           | 18           | 29            | -18                 | -38.3%        |
|             |                     | <b>Civil</b>    | <b>306</b>   | <b>343</b>   | <b>317</b>   | <b>271</b>   | <b>224</b>    | <b>-82</b>          | <b>-26.8%</b> | <b>304</b>     | <b>329</b>   | <b>361</b>   | <b>275</b>   | <b>240</b>    | <b>-64</b>          | <b>-21.1%</b> |
|             |                     | <b>Domestic</b> | <b>199</b>   | <b>176</b>   | <b>174</b>   | <b>190</b>   | <b>164</b>    | <b>-35</b>          | <b>-17.6%</b> | <b>212</b>     | <b>172</b>   | <b>161</b>   | <b>165</b>   | <b>149</b>    | <b>-63</b>          | <b>-29.7%</b> |
|             |                     | Original        | 149          | 129          | 139          | 157          | 134           | -15                 | -10.1%        | 148            | 129          | 124          | 137          | 125           | -23                 | -15.5%        |
|             |                     | Modification    | 50           | 47           | 35           | 33           | 30            | -20                 | -40.0%        | 64             | 43           | 37           | 28           | 24            | -40                 | -62.5%        |
|             | <b>Total</b>        | <b>880</b>      | <b>858</b>   | <b>785</b>   | <b>673</b>   | <b>610</b>   | <b>-270</b>   | <b>-30.7%</b>       | <b>839</b>    | <b>862</b>     | <b>827</b>   | <b>653</b>   | <b>638</b>   | <b>-201</b>   | <b>-24.0%</b>       |               |
| <b>18TH</b> | Shelby              | <b>Criminal</b> | 1,172        | 1,106        | 1,052        | 777          | 1,240         | 68                  | 5.8%          | 1,062          | 1,121        | 1,025        | 921          | 780           | -282                | -26.6%        |
|             |                     | Felony          | 647          | 588          | 527          | 421          | 724           | 77                  | 11.9%         | 612            | 607          | 608          | 534          | 475           | -137                | -22.4%        |
|             |                     | Other           | 525          | 518          | 525          | 356          | 516           | -9                  | -1.7%         | 450            | 514          | 417          | 387          | 305           | -145                | -22.2%        |
|             |                     | <b>Civil</b>    | <b>1,756</b> | <b>1,791</b> | <b>1,841</b> | <b>1,555</b> | <b>1,264</b>  | <b>-492</b>         | <b>-28.0%</b> | <b>1,691</b>   | <b>1,696</b> | <b>1,736</b> | <b>1,435</b> | <b>1,147</b>  | <b>-544</b>         | <b>-32.2%</b> |
|             |                     | <b>Domestic</b> | <b>1,382</b> | <b>1,344</b> | <b>1,492</b> | <b>1,381</b> | <b>1,443</b>  | <b>61</b>           | <b>4.4%</b>   | <b>1,430</b>   | <b>1,401</b> | <b>1,424</b> | <b>1,307</b> | <b>1,323</b>  | <b>-107</b>         | <b>-7.5%</b>  |
|             |                     | Original        | 953          | 923          | 968          | 966          | 973           | 20                  | 2.1%          | 935            | 976          | 966          | 907          | 902           | -33                 | -3.5%         |
|             |                     | Modification    | 429          | 421          | 524          | 415          | 470           | 41                  | 9.6%          | 495            | 425          | 458          | 400          | 421           | -74                 | -14.9%        |
|             | <b>Juvenile</b>     | <b>0</b>        | <b>0</b>     | <b>0</b>     | <b>3</b>     | <b>0</b>     | <b>0</b>      | <b>N/A</b>          | <b>0</b>      | <b>0</b>       | <b>0</b>     | <b>0</b>     | <b>0</b>     | <b>0</b>      | <b>N/A</b>          |               |
|             | <b>Total</b>        | <b>4,310</b>    | <b>4,241</b> | <b>4,385</b> | <b>3,716</b> | <b>3,947</b> | <b>-363</b>   | <b>-8.4%</b>        | <b>4,183</b>  | <b>4,218</b>   | <b>4,185</b> | <b>3,663</b> | <b>3,250</b> | <b>-933</b>   | <b>-22.3%</b>       |               |
| <b>19TH</b> | Autauga             | <b>Criminal</b> | 460          | 394          | 423          | 446          | 395           | -65                 | -14.1%        | 376            | 470          | 391          | 344          | 470           | 94                  | 25.0%         |
|             |                     | Felony          | 423          | 366          | 374          | 342          | 285           | -138                | -32.6%        | 330            | 441          | 359          | 255          | 373           | 43                  | 13.0%         |
|             |                     | Other           | 37           | 28           | 49           | 104          | 110           | 73                  | 197.3%        | 46             | 29           | 32           | 89           | 97            | 51                  | 110.9%        |
|             |                     | <b>Civil</b>    | <b>374</b>   | <b>390</b>   | <b>406</b>   | <b>302</b>   | <b>258</b>    | <b>-116</b>         | <b>-31.0%</b> | <b>312</b>     | <b>351</b>   | <b>391</b>   | <b>333</b>   | <b>250</b>    | <b>-62</b>          | <b>-19.9%</b> |
|             |                     | <b>Domestic</b> | <b>502</b>   | <b>493</b>   | <b>443</b>   | <b>442</b>   | <b>420</b>    | <b>-82</b>          | <b>-16.3%</b> | <b>506</b>     | <b>442</b>   | <b>445</b>   | <b>431</b>   | <b>439</b>    | <b>-67</b>          | <b>-13.2%</b> |
|             |                     | Original        | 262          | 311          | 269          | 282          | 286           | 24                  | 9.2%          | 278            | 280          | 266          | 270          | 296           | 18                  | 6.5%          |
|             |                     | Modification    | 240          | 182          | 174          | 160          | 134           | -106                | -44.2%        | 228            | 162          | 179          | 161          | 143           | -85                 | -37.3%        |
|             | <b>Total</b>        | <b>1,336</b>    | <b>1,277</b> | <b>1,272</b> | <b>1,190</b> | <b>1,073</b> | <b>-263</b>   | <b>-19.7%</b>       | <b>1,194</b>  | <b>1,263</b>   | <b>1,227</b> | <b>1,108</b> | <b>1,159</b> | <b>-35</b>    | <b>-2.9%</b>        |               |
|             | Chilton             | <b>Criminal</b> | 607          | 589          | 555          | 508          | 498           | -109                | -18.0%        | 516            | 595          | 602          | 447          | 540           | 24                  | 4.7%          |
|             |                     | Felony          | 557          | 521          | 513          | 474          | 400           | -157                | -28.2%        | 433            | 538          | 538          | 430          | 458           | 25                  | 5.8%          |
|             |                     | Other           | 50           | 68           | 42           | 34           | 98            | 48                  | 96.0%         | 83             | 57           | 64           | 17           | 82            | -1                  | -1.2%         |
|             |                     | <b>Civil</b>    | <b>307</b>   | <b>366</b>   | <b>402</b>   | <b>293</b>   | <b>258</b>    | <b>-49</b>          | <b>-16.0%</b> | <b>247</b>     | <b>287</b>   | <b>377</b>   | <b>354</b>   | <b>276</b>    | <b>29</b>           | <b>11.7%</b>  |
|             |                     | <b>Domestic</b> | <b>546</b>   | <b>562</b>   | <b>526</b>   | <b>547</b>   | <b>522</b>    | <b>-24</b>          | <b>-4.4%</b>  | <b>551</b>     | <b>520</b>   | <b>560</b>   | <b>556</b>   | <b>543</b>    | <b>-8</b>           | <b>-1.5%</b>  |
|             |                     | Original        | 333          | 370          | 361          | 345          | 283           | -50                 | -15.0%        | 315            | 358          | 384          | 341          | 317           | 2                   | 0.6%          |
|             |                     | Modification    | 213          | 192          | 165          | 202          | 239           | 26                  | 12.2%         | 236            | 162          | 176          | 215          | 226           | -10                 | -4.2%         |
|             | <b>Total</b>        | <b>1,460</b>    | <b>1,517</b> | <b>1,483</b> | <b>1,348</b> | <b>1,278</b> | <b>-1,335</b> | <b>-51.1%</b>       | <b>1,314</b>  | <b>1,402</b>   | <b>1,539</b> | <b>1,357</b> | <b>1,359</b> | <b>-1,022</b> | <b>-42.9%</b>       |               |
|             | Elmore              | <b>Criminal</b> | 1,024        | 819          | 959          | 770          | 1,580         | 556                 | 54.3%         | 966            | 960          | 878          | 871          | 1,281         | 315                 | 32.6%         |
|             |                     | Felony          | 567          | 696          | 760          | 470          | 821           | 254                 | 44.8%         | 552            | 761          | 652          | 566          | 716           | 164                 | 29.7%         |
|             |                     | Other           | 457          | 123          | 199          | 300          | 759           | 302                 | 66.1%         | 414            | 199          | 226          | 305          | 565           | 151                 | 36.5%         |
|             |                     | <b>Civil</b>    | <b>497</b>   | <b>591</b>   | <b>616</b>   | <b>416</b>   | <b>352</b>    | <b>-145</b>         | <b>-29.2%</b> | <b>477</b>     | <b>511</b>   | <b>634</b>   | <b>515</b>   | <b>362</b>    | <b>-115</b>         | <b>-24.1%</b> |
|             |                     | <b>Domestic</b> | <b>759</b>   | <b>645</b>   | <b>646</b>   | <b>625</b>   | <b>651</b>    | <b>-108</b>         | <b>-14.2%</b> | <b>818</b>     | <b>673</b>   | <b>616</b>   | <b>658</b>   | <b>698</b>    | <b>-120</b>         | <b>-14.7%</b> |
|             |                     | Original        | 447          | 425          | 420          | 444          | 446           | -1                  | -0.2%         | 475            | 421          | 393          | 475          | 461           | -14                 | -2.9%         |
|             |                     | Modification    | 312          | 220          | 226          | 181          | 205           | -107                | -34.3%        | 343            | 252          | 223          | 183          | 237           | -106                | -30.9%        |
|             | <b>Juvenile</b>     | <b>3</b>        | <b>5</b>     | <b>17</b>    | <b>10</b>    | <b>19</b>    | <b>16</b>     | <b>533.3%</b>       | <b>9</b>      | <b>6</b>       | <b>3</b>     | <b>7</b>     | <b>7</b>     | <b>-2</b>     | <b>-22.2%</b>       |               |
|             | <b>Total</b>        | <b>2,283</b>    | <b>2,060</b> | <b>2,238</b> | <b>1,821</b> | <b>2,602</b> | <b>319</b>    | <b>14.0%</b>        | <b>2,270</b>  | <b>2,150</b>   | <b>2,131</b> | <b>2,051</b> | <b>2,348</b> | <b>78</b>     | <b>3.4%</b>         |               |

# CIRCUIT COURT CASELOAD STATISTICS, FY 2017 - 2021

| Circuit | County              | Jurisdiction         | Cases Filed     |       |       |       |       | Change<br>2017-2021 |        | Cases Disposed |       |       |       |       | Change<br>2017-2021 |        |        |
|---------|---------------------|----------------------|-----------------|-------|-------|-------|-------|---------------------|--------|----------------|-------|-------|-------|-------|---------------------|--------|--------|
|         |                     |                      | 2017            | 2018  | 2019  | 2020  | 2021  | # +/-               | %      | 2017           | 2018  | 2019  | 2020  | 2021  | # +/-               | %      |        |
|         | <b>19th Circuit</b> | <b>Criminal</b>      | 2,091           | 1,802 | 1,937 | 1,724 | 2,473 | 382                 | 18.3%  | 1,858          | 2,025 | 1,871 | 1,662 | 2,291 | 433                 | 23.3%  |        |
|         | <b>Totals</b>       | Felony               | 1,547           | 1,583 | 1,647 | 1,286 | 1,506 | -41                 | -2.7%  | 1,315          | 1,740 | 1,549 | 1,251 | 1,547 | 232                 | 17.6%  |        |
|         |                     | Other                | 544             | 219   | 290   | 438   | 967   | 423                 | 77.8%  | 543            | 285   | 322   | 411   | 744   | 201                 | 37.0%  |        |
|         |                     | <b>Civil</b>         | 1,178           | 1,347 | 1,424 | 1,011 | 868   | -310                | -26.3% | 1,036          | 1,149 | 1,402 | 1,202 | 888   | -148                | -14.3% |        |
|         |                     | <b>Domestic</b>      | 1,807           | 1,700 | 1,615 | 1,614 | 1,593 | -214                | -11.8% | 1,875          | 1,635 | 1,621 | 1,645 | 1,680 | -195                | -10.4% |        |
|         |                     | Original             | 1,042           | 1,106 | 1,050 | 1,071 | 1,015 | -27                 | -2.6%  | 1,068          | 1,059 | 1,043 | 1,086 | 1,074 | 6                   | 0.6%   |        |
|         |                     | Modification         | 765             | 594   | 565   | 543   | 578   | -187                | -24.4% | 807            | 576   | 578   | 559   | 606   | -201                | -24.9% |        |
|         |                     | <b>Juvenile</b>      | 3               | 5     | 17    | 10    | 19    | 16                  | 533.3% | 9              | 6     | 3     | 7     | 7     | -2                  | -22.2% |        |
|         |                     | <b>Total</b>         | 5,079           | 4,854 | 4,993 | 4,359 | 4,953 | -126                | -2.5%  | 4,778          | 4,815 | 4,897 | 4,516 | 4,866 | 88                  | 1.8%   |        |
|         | <b>20TH</b>         | <b>Henry</b>         | <b>Criminal</b> | 614   | 303   | 745   | 373   | 583                 | -31    | -5.0%          | 510   | 443   | 476   | 421   | 606                 | 96     | 18.8%  |
|         |                     | Felony               | 346             | 95    | 365   | 136   | 144   | -202                | -58.4% | 230            | 196   | 231   | 139   | 241   | 11                  | 4.8%   |        |
|         |                     | Other                | 268             | 208   | 380   | 237   | 439   | 171                 | 63.8%  | 280            | 247   | 245   | 282   | 365   | 85                  | 30.4%  |        |
|         |                     | <b>Civil</b>         | 122             | 79    | 119   | 90    | 53    | -69                 | -56.6% | 120            | 84    | 95    | 95    | 58    | -62                 | -51.7% |        |
|         |                     | <b>Domestic</b>      | 141             | 138   | 166   | 160   | 148   | 7                   | 5.0%   | 155            | 126   | 157   | 138   | 155   | 0                   | 0.0%   |        |
|         |                     | Original             | 99              | 105   | 139   | 122   | 123   | 24                  | 24.2%  | 114            | 99    | 126   | 112   | 122   | 8                   | 7.0%   |        |
|         |                     | Modification         | 42              | 33    | 27    | 38    | 25    | -17                 | -40.5% | 41             | 27    | 31    | 26    | 33    | -8                  | -19.5% |        |
|         |                     | <b>Total</b>         | 877             | 520   | 1,030 | 623   | 784   | -93                 | -10.6% | 785            | 653   | 728   | 654   | 819   | 34                  | 4.3%   |        |
|         | <b>Houston</b>      | <b>Criminal</b>      | 4,345           | 5,635 | 4,723 | 3,188 | 3,972 | -373                | -8.6%  | 3,894          | 4,434 | 5,676 | 3,157 | 3,507 | -387                | -9.9%  |        |
|         |                     | Felony               | 2,782           | 3,499 | 2,294 | 1,543 | 2,244 | -538                | -19.3% | 2,432          | 2,528 | 3,066 | 1,505 | 1,900 | -532                | -21.9% |        |
|         |                     | Other                | 1,563           | 2,136 | 2,429 | 1,645 | 1,728 | 165                 | 10.6%  | 1,462          | 1,906 | 2,610 | 1,652 | 1,607 | 145                 | 9.9%   |        |
|         |                     | <b>Civil</b>         | 838             | 949   | 904   | 719   | 626   | -212                | -25.3% | 784            | 830   | 916   | 723   | 587   | -197                | -25.1% |        |
|         |                     | <b>Domestic</b>      | 1,210           | 1,113 | 1,079 | 1,071 | 1,053 | -157                | -13.0% | 1,333          | 1,176 | 1,095 | 1,015 | 1,020 | -313                | -23.5% |        |
|         |                     | Original             | 932             | 906   | 840   | 886   | 861   | -71                 | -7.6%  | 975            | 940   | 866   | 839   | 822   | -153                | -15.7% |        |
|         |                     | Modification         | 278             | 207   | 239   | 185   | 192   | -86                 | -30.9% | 358            | 236   | 229   | 176   | 198   | -160                | -44.7% |        |
|         |                     | <b>Juvenile</b>      | 922             | 835   | 925   | 732   | 881   | -41                 | -4.4%  | 934            | 807   | 916   | 633   | 851   | -83                 | -8.9%  |        |
|         |                     | <b>Child Support</b> | 722             | 593   | 604   | 483   | 485   | -237                | -32.8% | 667            | 1,114 | 546   | 350   | 488   | -179                | -26.8% |        |
|         |                     | <b>Total</b>         | 8,037           | 9,125 | 8,235 | 6,193 | 7,017 | -1,020              | -12.7% | 7,612          | 8,361 | 9,149 | 5,878 | 6,453 | -1,159              | -15.2% |        |
|         | <b>20th Circuit</b> | <b>Criminal</b>      | 4,959           | 5,938 | 5,468 | 3,561 | 4,555 | -404                | -8.1%  | 4,404          | 4,877 | 6,152 | 3,578 | 4,113 | -291                | -6.6%  |        |
|         | <b>Totals</b>       | Felony               | 3,128           | 3,594 | 2,659 | 1,679 | 2,388 | -740                | -23.7% | 2,662          | 2,724 | 3,297 | 1,644 | 2,141 | -521                | -19.6% |        |
|         |                     | Other                | 1,831           | 2,344 | 2,809 | 1,882 | 2,167 | 336                 | 18.4%  | 1,742          | 2,153 | 2,855 | 1,934 | 1,972 | 230                 | 13.2%  |        |
|         |                     | <b>Civil</b>         | 960             | 1,028 | 1,023 | 809   | 679   | -281                | -29.3% | 904            | 914   | 1,011 | 818   | 645   | -259                | -28.7% |        |
|         |                     | <b>Domestic</b>      | 1,351           | 1,251 | 1,245 | 1,231 | 1,201 | -150                | -11.1% | 1,488          | 1,302 | 1,252 | 1,153 | 1,175 | -313                | -21.0% |        |
|         |                     | Original             | 1,031           | 1,011 | 979   | 1,008 | 984   | -47                 | -4.6%  | 1,089          | 1,039 | 992   | 951   | 944   | -145                | -13.3% |        |
|         |                     | Modification         | 320             | 240   | 266   | 223   | 217   | -103                | -32.2% | 399            | 263   | 260   | 202   | 231   | -168                | -42.1% |        |
|         |                     | <b>Juvenile</b>      | 922             | 835   | 925   | 732   | 881   | -41                 | -4.4%  | 934            | 807   | 916   | 633   | 851   | -83                 | -8.9%  |        |
|         |                     | <b>Child Support</b> | 722             | 593   | 604   | 483   | 485   | -237                | -32.8% | 667            | 1,114 | 546   | 350   | 488   | -179                | -26.8% |        |
|         |                     | <b>Total</b>         | 8,914           | 9,645 | 9,265 | 6,816 | 7,801 | -1,113              | -12.5% | 8,397          | 9,014 | 9,877 | 6,532 | 7,272 | -1,125              | -13.4% |        |
|         | <b>21ST</b>         | <b>Escambia</b>      | <b>Criminal</b> | 1,100 | 1,158 | 1,087 | 823   | 839                 | -261   | -23.7%         | 860   | 1,143 | 1,121 | 857   | 920                 | 60     | 7.0%   |
|         |                     | Felony               | 713             | 785   | 559   | 443   | 374   | -339                | -47.5% | 547            | 733   | 717   | 511   | 464   | -83                 | -15.2% |        |
|         |                     | Other                | 387             | 373   | 528   | 380   | 465   | 78                  | 20.2%  | 313            | 410   | 404   | 346   | 456   | 143                 | 45.7%  |        |
|         |                     | <b>Civil</b>         | 229             | 230   | 250   | 202   | 194   | -35                 | -15.3% | 231            | 217   | 224   | 204   | 187   | -44                 | -19.0% |        |
|         |                     | <b>Domestic</b>      | 381             | 362   | 320   | 294   | 343   | -38                 | -10.0% | 348            | 304   | 317   | 273   | 310   | -38                 | -10.9% |        |
|         |                     | Original             | 249             | 272   | 254   | 222   | 260   | 11                  | 4.4%   | 213            | 222   | 250   | 210   | 237   | 24                  | 11.3%  |        |
|         |                     | Modification         | 132             | 90    | 66    | 72    | 83    | -49                 | -37.1% | 135            | 82    | 67    | 63    | 73    | -62                 | -45.9% |        |
|         |                     | <b>Juvenile</b>      | 0               | 0     | 1     | 0     | 0     | 0                   | N/A    | 0              | 0     | 0     | 0     | 0     | 0                   | N/A    |        |
|         |                     | <b>Total</b>         | 1,710           | 1,750 | 1,658 | 1,319 | 1,376 | -334                | -19.5% | 1,439          | 1,664 | 1,662 | 1,334 | 1,418 | -21                 | -1.5%  |        |
|         | <b>22ND</b>         | <b>Covington</b>     | <b>Criminal</b> | 907   | 1,124 | 1,026 | 924   | 877                 | -30    | -3.3%          | 1,045 | 1,059 | 1,046 | 882   | 841                 | -204   | -19.5% |
|         |                     | Felony               | 506             | 638   | 546   | 494   | 446   | -60                 | -11.9% | 554            | 633   | 580   | 481   | 443   | -111                | -20.0% |        |
|         |                     | Other                | 401             | 486   | 480   | 430   | 431   | 30                  | 7.5%   | 491            | 426   | 466   | 401   | 398   | -93                 | -18.9% |        |
|         |                     | <b>Civil</b>         | 176             | 214   | 266   | 151   | 161   | -15                 | -8.5%  | 166            | 213   | 233   | 197   | 149   | -17                 | -10.2% |        |
|         |                     | <b>Domestic</b>      | 546             | 552   | 506   | 500   | 469   | -77                 | -14.1% | 548            | 543   | 503   | 506   | 529   | -19                 | -3.5%  |        |
|         |                     | Original             | 420             | 432   | 401   | 405   | 387   | -33                 | -7.9%  | 388            | 417   | 410   | 413   | 423   | 35                  | 9.0%   |        |
|         |                     | Modification         | 126             | 120   | 105   | 95    | 82    | -44                 | -34.9% | 160            | 126   | 93    | 93    | 106   | -54                 | -33.8% |        |
|         |                     | <b>Total</b>         | 1,629           | 1,890 | 1,798 | 1,575 | 1,507 | -122                | -7.5%  | 1,759          | 1,815 | 1,782 | 1,585 | 1,519 | -240                | -13.6% |        |

# CIRCUIT COURT CASELOAD STATISTICS, FY 2017 - 2021

| Circuit         | County          | Jurisdiction    | Cases Filed     |               |               |              |              | Change<br>2017-2021 |               | Cases Disposed |               |               |               |              | Change<br>2017-2021 |               |
|-----------------|-----------------|-----------------|-----------------|---------------|---------------|--------------|--------------|---------------------|---------------|----------------|---------------|---------------|---------------|--------------|---------------------|---------------|
|                 |                 |                 | 2017            | 2018          | 2019          | 2020         | 2021         | # +/-               | %             | 2017           | 2018          | 2019          | 2020          | 2021         | # +/-               | %             |
| 23RD            | Madison         | <b>Criminal</b> | 7,477           | 7,865         | 7,442         | 4,742        | 5,370        | -2,107              | -28.2%        | 7,924          | 8,015         | 8,034         | 5,268         | 4,726        | -3,198              | -40.4%        |
|                 |                 | Felony          | 3,153           | 3,075         | 2,763         | 1,586        | 2,002        | -1,151              | 100.0%        | 3,427          | 3,269         | 3,244         | 1,862         | 1,623        | -1,804              | -52.6%        |
|                 |                 | Other           | 4,324           | 4,790         | 4,679         | 3,156        | 3,368        | -956                | -22.1%        | 4,497          | 4,746         | 4,790         | 3,406         | 3,103        | -1,394              | -31.0%        |
|                 |                 | <b>Civil</b>    | 2,309           | 2,502         | 2,538         | 1,945        | 1,718        | -591                | -25.6%        | 2,304          | 2,454         | 2,582         | 2,073         | 1,660        | -644                | -28.0%        |
|                 |                 | <b>Domestic</b> | 2,792           | 2,808         | 2,999         | 2,818        | 2,906        | 114                 | 4.1%          | 2,742          | 2,941         | 3,050         | 2,891         | 2,951        | 209                 | 7.6%          |
|                 |                 | Original        | 2,188           | 2,230         | 2,382         | 2,279        | 2,316        | 128                 | 5.9%          | 2,155          | 2,303         | 2,395         | 2,314         | 2,366        | 211                 | 9.8%          |
|                 |                 | Modification    | 604             | 578           | 617           | 539          | 590          | -14                 | -2.3%         | 587            | 638           | 655           | 577           | 585          | -2                  | -0.3%         |
|                 |                 | <b>Juvenile</b> | 0               | 0             | 0             | 1            | 1            | 1                   | 100.0%        | 0              | 0             | 0             | 0             | 1            | 1                   | 100.0%        |
|                 |                 | <b>Total</b>    | <b>12,578</b>   | <b>13,175</b> | <b>12,979</b> | <b>9,506</b> | <b>9,995</b> | <b>-2,583</b>       | <b>-20.5%</b> | <b>12,970</b>  | <b>13,410</b> | <b>13,666</b> | <b>10,232</b> | <b>9,338</b> | <b>-3,632</b>       | <b>-28.0%</b> |
| 24TH            | Fayette         | <b>Criminal</b> | 434             | 617           | 437           | 346          | 837          | 403                 | 92.9%         | 405            | 645           | 599           | 403           | 545          | 140                 | 34.6%         |
|                 |                 | Felony          | 237             | 286           | 180           | 164          | 330          | 93                  | 39.2%         | 230            | 283           | 299           | 201           | 238          | 8                   | 3.5%          |
|                 |                 | Other           | 197             | 331           | 257           | 182          | 507          | 310                 | 157.4%        | 175            | 362           | 300           | 202           | 307          | 132                 | 75.4%         |
|                 |                 | <b>Civil</b>    | 90              | 93            | 89            | 74           | 78           | -12                 | -13.3%        | 83             | 79            | 98            | 77            | 86           | 3                   | 3.6%          |
|                 |                 | <b>Domestic</b> | 197             | 204           | 157           | 137          | 198          | 1                   | 0.5%          | 201            | 207           | 130           | 133           | 189          | -12                 | -6.0%         |
|                 |                 | Original        | 140             | 133           | 119           | 115          | 160          | 20                  | 14.3%         | 138            | 123           | 87            | 109           | 160          | 22                  | 15.9%         |
|                 |                 | Modification    | 57              | 71            | 38            | 22           | 38           | -19                 | -33.3%        | 63             | 84            | 43            | 24            | 29           | -34                 | -54.0%        |
|                 |                 | <b>Total</b>    | <b>721</b>      | <b>914</b>    | <b>683</b>    | <b>557</b>   | <b>1,113</b> | <b>392</b>          | <b>54.4%</b>  | <b>689</b>     | <b>931</b>    | <b>827</b>    | <b>613</b>    | <b>820</b>   | <b>131</b>          | <b>19.0%</b>  |
|                 |                 | Lamar           | <b>Criminal</b> | 372           | 313           | 364          | 202          | 300                 | -72           | -19.4%         | 428           | 389           | 290           | 248          | 425                 | -3            |
|                 | Felony          |                 | 177             | 163           | 186           | 100          | 144          | -33                 | -18.6%        | 244            | 198           | 134           | 124           | 217          | -27                 | -11.1%        |
|                 | Other           |                 | 195             | 150           | 178           | 102          | 156          | -39                 | -20.0%        | 184            | 191           | 156           | 124           | 208          | 24                  | 13.0%         |
|                 | <b>Civil</b>    |                 | 112             | 105           | 101           | 90           | 94           | -18                 | -16.1%        | 107            | 106           | 105           | 95            | 102          | -5                  | -4.7%         |
|                 | <b>Domestic</b> |                 | 181             | 192           | 155           | 205          | 134          | -47                 | -26.0%        | 196            | 188           | 150           | 220           | 135          | -61                 | -31.1%        |
|                 | Original        |                 | 105             | 127           | 117           | 172          | 104          | -1                  | -1.0%         | 111            | 118           | 113           | 172           | 104          | -7                  | -6.3%         |
|                 | Modification    |                 | 76              | 65            | 38            | 33           | 30           | -46                 | -60.5%        | 85             | 70            | 37            | 48            | 31           | -54                 | -63.5%        |
|                 | <b>Total</b>    |                 | <b>665</b>      | <b>610</b>    | <b>620</b>    | <b>497</b>   | <b>528</b>   | <b>-137</b>         | <b>-20.6%</b> | <b>731</b>     | <b>683</b>    | <b>545</b>    | <b>563</b>    | <b>662</b>   | <b>-69</b>          | <b>-9.4%</b>  |
|                 | Pickens         |                 | <b>Criminal</b> | 543           | 489           | 417          | 183          | 674                 | 131           | 24.1%          | 413           | 557           | 423           | 189          | 340                 | -73           |
|                 |                 | Felony          | 208             | 254           | 194           | 82           | 506          | 298                 | 143.3%        | 213            | 278           | 221           | 56            | 194          | -19                 | -8.9%         |
| Other           |                 | 335             | 235             | 223           | 101           | 168          | -167         | -49.9%              | 200           | 279            | 202           | 133           | 146           | -54          | -27.0%              |               |
| <b>Civil</b>    |                 | 221             | 2,558           | 561           | 153           | 79           | -142         | -64.3%              | 234           | 2,540          | 609           | 73            | 97            | -137         | -58.5%              |               |
| <b>Domestic</b> |                 | 193             | 259             | 242           | 679           | 223          | 30           | 15.5%               | 200           | 190            | 206           | 185           | 262           | 62           | 31.0%               |               |
| Original        |                 | 131             | 188             | 165           | 568           | 165          | 34           | 26.0%               | 144           | 144            | 143           | 131           | 195           | 51           | 35.4%               |               |
| Modification    |                 | 62              | 71              | 77            | 111           | 58           | -4           | -6.5%               | 56            | 46             | 63            | 54            | 67            | 11           | 19.6%               |               |
| <b>Juvenile</b> |                 | 2               | 0               | 1             | 0             | 0            | -2           | -200.0%             | 0             | 0              | 1             | 0             | 0             | 0            | N/A                 |               |
| <b>Total</b>    |                 | <b>959</b>      | <b>3,306</b>    | <b>1,221</b>  | <b>1,015</b>  | <b>976</b>   | <b>17</b>    | <b>1.8%</b>         | <b>847</b>    | <b>3,287</b>   | <b>1,239</b>  | <b>447</b>    | <b>699</b>    | <b>-148</b>  | <b>-17.5%</b>       |               |
| 24th Circuit    | Totals          | <b>Criminal</b> | 1,349           | 1,419         | 1,218         | 731          | 1,811        | 462                 | 34.2%         | 1,246          | 1,591         | 1,312         | 840           | 1,310        | 64                  | 5.1%          |
|                 |                 | Felony          | 622             | 703           | 560           | 346          | 980          | 358                 | 57.6%         | 687            | 759           | 654           | 381           | 649          | -38                 | -5.5%         |
|                 |                 | Other           | 727             | 716           | 658           | 385          | 831          | 104                 | 14.3%         | 559            | 832           | 658           | 459           | 661          | 102                 | 18.2%         |
|                 |                 | <b>Civil</b>    | 423             | 2,756         | 751           | 317          | 251          | -172                | -40.7%        | 424            | 2,725         | 812           | 245           | 285          | -139                | -32.8%        |
|                 |                 | <b>Domestic</b> | 571             | 655           | 554           | 1,021        | 555          | -16                 | -2.8%         | 597            | 585           | 486           | 538           | 586          | -11                 | -1.8%         |
|                 |                 | Original        | 376             | 448           | 401           | 855          | 429          | 53                  | 14.1%         | 393            | 385           | 343           | 412           | 459          | 66                  | 16.8%         |
|                 |                 | Modification    | 195             | 207           | 153           | 166          | 126          | -69                 | -35.4%        | 204            | 200           | 143           | 126           | 127          | -77                 | -37.7%        |
|                 |                 | <b>Juvenile</b> | 2               | 0             | 1             | 0            | 0            | -2                  | -200.0%       | 0              | 0             | 1             | 0             | 0            | 0                   | N/A           |
|                 |                 | <b>Total</b>    | <b>2,345</b>    | <b>4,830</b>  | <b>2,524</b>  | <b>2,069</b> | <b>2,617</b> | <b>272</b>          | <b>11.6%</b>  | <b>2,267</b>   | <b>4,901</b>  | <b>2,611</b>  | <b>1,623</b>  | <b>2,181</b> | <b>-86</b>          | <b>-3.8%</b>  |
| 25TH            | Marion          | <b>Criminal</b> | 905             | 968           | 1,252         | 920          | 1,195        | 290                 | 32.0%         | 703            | 1,012         | 1,049         | 848           | 1,165        | 462                 | 65.7%         |
|                 |                 | Felony          | 517             | 484           | 721           | 510          | 685          | 168                 | 32.5%         | 351            | 555           | 542           | 418           | 698          | 347                 | 98.9%         |
|                 |                 | Other           | 388             | 484           | 531           | 410          | 510          | 122                 | 31.4%         | 352            | 457           | 507           | 430           | 467          | 115                 | 32.7%         |
|                 |                 | <b>Civil</b>    | 180             | 195           | 213           | 140          | 105          | -75                 | -41.7%        | 171            | 172           | 229           | 131           | 141          | -30                 | -17.5%        |
|                 |                 | <b>Domestic</b> | 494             | 465           | 409           | 530          | 674          | 180                 | 36.4%         | 465            | 420           | 445           | 2,742         | 712          | 247                 | 53.1%         |
|                 |                 | Original        | 293             | 270           | 258           | 391          | 544          | 251                 | 85.7%         | 265            | 238           | 271           | 2,368         | 559          | 294                 | 110.9%        |
|                 |                 | Modification    | 201             | 195           | 151           | 139          | 130          | -71                 | -35.3%        | 200            | 182           | 174           | 374           | 153          | -47                 | -23.5%        |
|                 |                 | <b>Juvenile</b> | 0               | 0             | 0             | 0            | 0            | 0                   | 0.0%          | 0              | 0             | 0             | 0             | 0            | 0                   | N/A           |
|                 |                 | <b>Total</b>    | <b>1,579</b>    | <b>1,628</b>  | <b>1,874</b>  | <b>1,590</b> | <b>1,974</b> | <b>395</b>          | <b>25.0%</b>  | <b>1,339</b>   | <b>1,604</b>  | <b>1,723</b>  | <b>3,721</b>  | <b>2,018</b> | <b>679</b>          | <b>50.7%</b>  |

# CIRCUIT COURT CASELOAD STATISTICS, FY 2017 - 2021

| Circuit     | County              | Jurisdiction         | Cases Filed |        |        |       |        | Change<br>2017-2021 |         | Cases Disposed |        |        |       |        | Change<br>2017-2021 |        |
|-------------|---------------------|----------------------|-------------|--------|--------|-------|--------|---------------------|---------|----------------|--------|--------|-------|--------|---------------------|--------|
|             |                     |                      | 2017        | 2018   | 2019   | 2020  | 2021   | # +/-               | %       | 2017           | 2018   | 2019   | 2020  | 2021   | # +/-               | %      |
|             | <b>Winston</b>      | <b>Criminal</b>      | 520         | 613    | 502    | 393   | 456    | -64                 | -12.3%  | 517            | 586    | 581    | 442   | 451    | -66                 | -12.8% |
|             |                     | Felony               | 344         | 413    | 301    | 217   | 299    | -45                 | -13.1%  | 336            | 409    | 384    | 300   | 315    | -21                 | -6.3%  |
|             |                     | Other                | 176         | 200    | 201    | 176   | 157    | -19                 | -10.8%  | 181            | 177    | 197    | 142   | 136    | -45                 | -24.9% |
|             |                     | <b>Civil</b>         | 158         | 137    | 124    | 102   | 114    | -44                 | -27.8%  | 143            | 131    | 124    | 91    | 111    | -32                 | -22.4% |
|             |                     | <b>Domestic</b>      | 233         | 228    | 244    | 188   | 194    | -39                 | -16.7%  | 232            | 223    | 215    | 166   | 207    | -25                 | -10.8% |
|             |                     | Original             | 155         | 150    | 173    | 145   | 158    | 3                   | 1.9%    | 154            | 132    | 152    | 110   | 157    | 3                   | 1.9%   |
|             |                     | Modification         | 78          | 78     | 71     | 43    | 36     | -42                 | -53.8%  | 78             | 91     | 63     | 56    | 50     | -28                 | -35.9% |
|             |                     | <b>Juvenile</b>      | 0           | 0      | 0      | 1     | 0      | 0                   | N/A     | 0              | 0      | 0      | 0     | 0      | 0                   | N/A    |
|             |                     | <b>Total</b>         | 911         | 978    | 870    | 684   | 764    | -147                | -16.1%  | 892            | 940    | 920    | 699   | 770    | -122                | -13.7% |
|             | <b>25th Circuit</b> | <b>Criminal</b>      | 1,425       | 1,581  | 1,754  | 1,313 | 1,651  | 226                 | 15.9%   | 1,220          | 1,598  | 1,630  | 1,290 | 1,616  | 396                 | 32.5%  |
|             |                     | Felony               | 861         | 897    | 1,022  | 727   | 984    | 123                 | 14.3%   | 687            | 964    | 926    | 718   | 1,013  | 326                 | 47.5%  |
|             |                     | Other                | 564         | 684    | 732    | 586   | 667    | 103                 | 18.3%   | 533            | 634    | 704    | 572   | 603    | 70                  | 13.1%  |
|             |                     | <b>Civil</b>         | 338         | 332    | 337    | 242   | 219    | -119                | -35.2%  | 314            | 303    | 353    | 222   | 252    | -62                 | -19.7% |
|             |                     | <b>Domestic</b>      | 727         | 693    | 653    | 718   | 868    | 141                 | 19.4%   | 697            | 643    | 660    | 2,908 | 919    | 222                 | 31.9%  |
|             |                     | Original             | 448         | 420    | 431    | 536   | 702    | 254                 | 56.7%   | 419            | 370    | 423    | 2,478 | 716    | 297                 | 70.9%  |
|             |                     | Modification         | 279         | 273    | 222    | 182   | 166    | -113                | -40.5%  | 278            | 273    | 237    | 430   | 203    | -75                 | -27.0% |
|             |                     | <b>Juvenile</b>      | 0           | 0      | 0      | 1     | 0      | 0                   | N/A     | 0              | 0      | 0      | 0     | 0      | 0                   | N/A    |
|             |                     | <b>Total</b>         | 2,490       | 2,606  | 2,744  | 2,274 | 2,738  | 248                 | 10.0%   | 2,231          | 2,544  | 2,643  | 4,420 | 2,788  | 557                 | 25.0%  |
| <b>26TH</b> | <b>Russell</b>      | <b>Criminal</b>      | 1,389       | 1,445  | 1,637  | 1,337 | 951    | -438                | -31.5%  | 1,370          | 1,530  | 1,392  | 1,096 | 962    | -408                | -29.8% |
|             |                     | Felony               | 840         | 834    | 985    | 772   | 520    | -320                | -38.1%  | 892            | 909    | 809    | 677   | 509    | -383                | -42.9% |
|             |                     | Other                | 549         | 611    | 652    | 565   | 431    | -118                | -21.5%  | 478            | 621    | 583    | 419   | 453    | -25                 | -5.2%  |
|             |                     | <b>Civil</b>         | 388         | 402    | 433    | 334   | 277    | -111                | -28.6%  | 353            | 345    | 379    | 310   | 249    | -104                | -29.5% |
|             |                     | <b>Domestic</b>      | 557         | 586    | 585    | 611   | 622    | 65                  | 11.7%   | 609            | 560    | 573    | 543   | 606    | -3                  | -0.5%  |
|             |                     | Original             | 435         | 466    | 463    | 511   | 514    | 79                  | 18.2%   | 465            | 433    | 467    | 452   | 515    | 50                  | 10.8%  |
|             |                     | Modification         | 122         | 120    | 122    | 100   | 108    | -14                 | -11.5%  | 144            | 127    | 106    | 91    | 91     | -53                 | -36.8% |
|             |                     | <b>Juvenile</b>      | 1           | 0      | 0      | 0     | 0      | -1                  | -100.0% | 0              | 0      | 0      | 0     | 0      | 0                   | N/A    |
|             |                     | <b>Total</b>         | 2,335       | 2,433  | 2,655  | 2,282 | 1,850  | -485                | -20.8%  | 2,332          | 2,435  | 2,344  | 1,949 | 1,817  | -515                | -22.1% |
| <b>27TH</b> | <b>Marshall</b>     | <b>Criminal</b>      | 1,666       | 1,544  | 1,589  | 1,406 | 1,922  | 256                 | 15.4%   | 1,829          | 1,779  | 1,714  | 1,414 | 1,336  | -493                | -27.0% |
|             |                     | Felony               | 789         | 769    | 796    | 665   | 1,102  | 313                 | 39.7%   | 875            | 819    | 849    | 653   | 606    | -269                | -30.7% |
|             |                     | Other                | 877         | 775    | 793    | 741   | 820    | -57                 | -6.5%   | 954            | 960    | 865    | 761   | 730    | -224                | -23.5% |
|             |                     | <b>Civil</b>         | 557         | 546    | 631    | 445   | 391    | -166                | -29.8%  | 525            | 636    | 608    | 534   | 443    | -82                 | -15.6% |
|             |                     | <b>Domestic</b>      | 1,100       | 916    | 1,007  | 976   | 976    | -124                | -11.3%  | 1,014          | 966    | 859    | 807   | 857    | -157                | -15.5% |
|             |                     | Original             | 993         | 814    | 893    | 841   | 840    | -153                | -15.4%  | 882            | 877    | 768    | 718   | 754    | -128                | -14.5% |
|             |                     | Modification         | 107         | 102    | 114    | 135   | 136    | 29                  | 27.1%   | 132            | 89     | 91     | 89    | 103    | -29                 | -22.0% |
|             |                     | <b>Total</b>         | 3,323       | 3,006  | 3,006  | 2,827 | 3,289  | -34                 | -1.0%   | 3,368          | 3,381  | 3,181  | 2,755 | 2,636  | -732                | -21.7% |
| <b>28TH</b> | <b>Baldwin</b>      | <b>Criminal</b>      | 3,412       | 4,922  | 4,407  | 3,565 | 5,393  | 1,981               | 58.1%   | 4,230          | 4,887  | 5,207  | 3,632 | 5,075  | 845                 | 20.0%  |
|             |                     | Felony               | 1,949       | 2,558  | 2,549  | 1,929 | 3,179  | 1,230               | 63.1%   | 2,495          | 2,590  | 3,093  | 2,198 | 2,978  | 483                 | 19.4%  |
|             |                     | Other                | 1,463       | 2,364  | 1,858  | 1,636 | 2,214  | 751                 | 51.3%   | 1,735          | 2,297  | 2,114  | 1,434 | 2,097  | 362                 | 20.9%  |
|             |                     | <b>Civil</b>         | 1,461       | 1,626  | 1,836  | 1,490 | 1,380  | -81                 | -5.5%   | 1,524          | 1,500  | 1,735  | 1,482 | 1,383  | -141                | -9.3%  |
|             |                     | <b>Domestic</b>      | 2,243       | 2,272  | 2,146  | 2,025 | 2,153  | -90                 | -4.0%   | 2,232          | 2,137  | 2,282  | 1,942 | 2,022  | -210                | -9.4%  |
|             |                     | Original             | 1,634       | 1,583  | 1,551  | 1,451 | 1,488  | -146                | -8.9%   | 1,650          | 1,512  | 1,629  | 1,404 | 1,407  | -243                | -14.7% |
|             |                     | Modification         | 609         | 689    | 595    | 574   | 665    | 56                  | 9.2%    | 582            | 625    | 653    | 538   | 615    | 33                  | 5.7%   |
|             |                     | <b>Juvenile</b>      | 1,861       | 1,911  | 1,750  | 1,510 | 1,441  | -420                | -22.6%  | 1,738          | 1,930  | 1,814  | 1,366 | 1,461  | -277                | -15.9% |
|             |                     | <b>Child Support</b> | 573         | 499    | 521    | 512   | 517    | -56                 | -9.8%   | 704            | 595    | 614    | 488   | 451    | -253                | -35.9% |
|             |                     | <b>Total</b>         | 9,550       | 11,230 | 10,660 | 9,102 | 10,884 | 1,334               | 14.0%   | 10,428         | 11,049 | 11,652 | 8,910 | 10,392 | -36                 | -0.3%  |
| <b>29TH</b> | <b>Talladega</b>    | <b>Criminal</b>      | 1,035       | 923    | 765    | 638   | 1,152  | 117                 | 11.3%   | 932            | 951    | 920    | 646   | 791    | -141                | -15.1% |
|             |                     | Felony               | 662         | 574    | 477    | 425   | 656    | -6                  | -0.9%   | 575            | 574    | 599    | 446   | 508    | -67                 | -11.7% |
|             |                     | Other                | 373         | 349    | 288    | 213   | 496    | 123                 | 33.0%   | 357            | 377    | 321    | 200   | 283    | -74                 | -20.7% |
|             |                     | <b>Civil</b>         | 641         | 736    | 809    | 641   | 614    | -27                 | -4.2%   | 645            | 653    | 739    | 700   | 650    | 5                   | 0.8%   |
|             |                     | <b>Domestic</b>      | 565         | 556    | 552    | 515   | 558    | -7                  | -1.2%   | 589            | 604    | 585    | 489   | 474    | -115                | -19.5% |
|             |                     | Original             | 417         | 409    | 421    | 421   | 450    | 33                  | 7.9%    | 411            | 418    | 432    | 402   | 392    | -19                 | -4.6%  |
|             |                     | Modification         | 148         | 147    | 131    | 94    | 108    | -40                 | -27.0%  | 178            | 186    | 153    | 87    | 82     | -96                 | -53.9% |
|             |                     | <b>Total</b>         | 2,241       | 2,215  | 2,126  | 1,794 | 2,324  | -1,517              | -39.5%  | 2,166          | 2,208  | 2,244  | 1,835 | 1,915  | -1,772              | -48.1% |



# CIRCUIT COURT CASELOAD STATISTICS, FY 2017 - 2021

| Circuit      | County                | Jurisdiction | Cases Filed |       |       |       |       | Change 2017-2021 |        | Cases Disposed |       |       |       |        | Change 2017-2021 |        |
|--------------|-----------------------|--------------|-------------|-------|-------|-------|-------|------------------|--------|----------------|-------|-------|-------|--------|------------------|--------|
|              |                       |              | 2017        | 2018  | 2019  | 2020  | 2021  | # +/-            | %      | 2017           | 2018  | 2019  | 2020  | 2021   | # +/-            | %      |
| 30TH         | St. Clair - Ashville  | Criminal     | 302         | 358   | 403   | 211   | 429   | 127              | 42.1%  | 329            | 386   | 438   | 374   | 349    | 20               | 6.1%   |
|              |                       | Felony       | 276         | 330   | 366   | 185   | 401   | 125              | 45.3%  | 307            | 348   | 398   | 334   | 324    | 17               | 5.5%   |
|              |                       | Other        | 26          | 28    | 37    | 26    | 28    | 2                | 7.7%   | 22             | 38    | 40    | 40    | 25     | 3                | 13.6%  |
|              |                       | Civil        | 238         | 264   | 329   | 288   | 252   | 14               | 5.9%   | 241            | 257   | 287   | 300   | 248    | 7                | 2.9%   |
|              |                       | Domestic     | 254         | 217   | 226   | 188   | 219   | -35              | -13.8% | 258            | 215   | 236   | 231   | 207    | -51              | -19.8% |
|              |                       | Original     | 184         | 164   | 171   | 139   | 161   | -23              | -12.5% | 178            | 166   | 177   | 169   | 147    | -31              | -17.4% |
|              |                       | Modification | 70          | 53    | 55    | 49    | 58    | -12              | -17.1% | 80             | 49    | 59    | 62    | 60     | -20              | -25.0% |
|              |                       | Juvenile     | 0           | 1     | 1     | 0     | 1     | 1                | 100.0% | 0              | 0     | 1     | 0     | 1      | 1                | 100.0% |
|              |                       | Totals       | 794         | 840   | 959   | 687   | 901   | 107              | 13.5%  | 828            | 858   | 962   | 906   | 805    | -23              | -2.8%  |
|              | St. Clair - Pell City | Criminal     | 606         | 567   | 634   | 657   | 570   | -36              | -5.9%  | 688            | 658   | 697   | 703   | 624    | -64              | -9.3%  |
|              |                       | Felony       | 492         | 482   | 483   | 463   | 505   | 13               | 2.6%   | 592            | 541   | 524   | 534   | 558    | -34              | -5.7%  |
|              | Other                 | 114          | 85          | 151   | 194   | 65    | -49   | -43.0%           | 96     | 117            | 173   | 169   | 66    | -30    | -31.3%           |        |
|              | Civil                 | 517          | 513         | 586   | 425   | 421   | -96   | -18.6%           | 497    | 455            | 537   | 452   | 416   | -81    | -16.3%           |        |
|              | Domestic              | 524          | 611         | 578   | 562   | 497   | -27   | -5.2%            | 1,766  | 621            | 548   | 536   | 561   | -1,205 | -68.2%           |        |
|              | Original              | 344          | 481         | 437   | 436   | 355   | 11    | 3.2%             | 1,405  | 462            | 408   | 402   | 403   | -1,002 | -71.3%           |        |
|              | Modification          | 180          | 130         | 141   | 126   | 142   | -38   | -21.1%           | 361    | 159            | 140   | 134   | 158   | -203   | -56.2%           |        |
|              | Juvenile              | 0            | 0           | 0     | 0     | 1     | 1     | 100.0%           | 0      | 0              | 0     | 0     | 2     | 2      | 200.0%           |        |
|              | Totals                | 1,647        | 1,691       | 1,798 | 1,644 | 1,489 | -158  | -9.6%            | 2,951  | 1,734          | 1,782 | 1,692 | 1,603 | -1,348 | -45.7%           |        |
| 30th Circuit | Totals                | Criminal     | 908         | 925   | 1,037 | 868   | 999   | 91               | 10.0%  | 1,017          | 1,044 | 1,135 | 1,077 | 973    | -44              | -4.3%  |
|              |                       | Felony       | 768         | 812   | 849   | 648   | 906   | 138              | 18.0%  | 899            | 889   | 922   | 868   | 882    | -17              | -1.9%  |
|              |                       | Other        | 140         | 113   | 188   | 220   | 93    | -47              | -33.6% | 118            | 155   | 213   | 209   | 91     | -27              | -22.9% |
|              |                       | Civil        | 755         | 777   | 915   | 713   | 673   | -82              | -10.9% | 738            | 712   | 824   | 752   | 664    | -74              | -10.0% |
|              |                       | Domestic     | 778         | 828   | 804   | 750   | 716   | -62              | -8.0%  | 2,024          | 836   | 784   | 767   | 768    | -1,256           | -62.1% |
|              |                       | Original     | 528         | 645   | 608   | 575   | 516   | -12              | -2.3%  | 1,583          | 628   | 585   | 571   | 550    | -1,033           | -65.3% |
|              |                       | Modification | 250         | 183   | 196   | 175   | 200   | -50              | -20.0% | 441            | 208   | 199   | 196   | 218    | -223             | -50.6% |
|              |                       | Juvenile     | 0           | 1     | 1     | 0     | 2     | 2                | 200.0% | 0              | 0     | 1     | 0     | 3      | 3                | 300.0% |
|              |                       | Total        | 2,441       | 2,531 | 2,757 | 2,331 | 2,390 | -51              | -2.1%  | 3,779          | 2,592 | 2,744 | 2,598 | 2,408  | -1,371           | -36.3% |
| 31ST         | Colbert               | Criminal     | 559         | 655   | 508   | 383   | 442   | -117             | -20.9% | 683            | 554   | 653   | 335   | 411    | -272             | -39.8% |
|              |                       | Felony       | 462         | 561   | 449   | 286   | 344   | -118             | -25.5% | 536            | 483   | 556   | 272   | 327    | -209             | -39.0% |
|              |                       | Other        | 97          | 94    | 59    | 97    | 98    | 1                | 1.0%   | 147            | 71    | 97    | 63    | 84     | -63              | -42.9% |
|              |                       | Civil        | 424         | 439   | 460   | 368   | 328   | -96              | -22.6% | 418            | 375   | 424   | 403   | 303    | -115             | -27.5% |
|              |                       | Domestic     | 656         | 627   | 607   | 588   | 555   | -101             | -15.4% | 642            | 590   | 744   | 627   | 539    | -103             | -16.0% |
|              |                       | Original     | 495         | 515   | 489   | 483   | 455   | -40              | -8.1%  | 491            | 496   | 547   | 511   | 454    | -37              | -7.5%  |
|              |                       | Modification | 161         | 112   | 118   | 105   | 100   | -61              | -37.9% | 151            | 94    | 197   | 116   | 85     | -66              | -43.7% |
|              |                       | Juvenile     | 0           | 1     | 0     | 0     | 0     | 0                | N/A    | 0              | 0     | 0     | 0     | 0      | 0                | N/A    |
|              |                       | Total        | 1,639       | 1,722 | 1,575 | 1,339 | 1,325 | -314             | -19.2% | 1,743          | 1,519 | 1,822 | 1,365 | 1,253  | -490             | -28.1% |
| 32ND         | Cullman               | Criminal     | 917         | 1,134 | 1,134 | 784   | 1,011 | 94               | 10.3%  | 1,067          | 934   | 1,062 | 778   | 841    | -226             | -21.2% |
|              |                       | Felony       | 728         | 943   | 943   | 720   | 929   | 201              | 27.6%  | 725            | 745   | 745   | 491   | 548    | -177             | -24.4% |
|              |                       | Other        | 189         | 191   | 191   | 64    | 82    | -107             | -56.6% | 342            | 189   | 317   | 287   | 293    | -49              | -14.3% |
|              |                       | Civil        | 536         | 511   | 511   | 386   | 381   | -155             | -28.9% | 501            | 520   | 501   | 452   | 413    | -88              | -17.6% |
|              |                       | Domestic     | 1,056       | 1,123 | 1,123 | 1,131 | 1,065 | 9                | 0.9%   | 1,136          | 1,114 | 1,131 | 1,084 | 1,131  | -5               | -0.4%  |
|              |                       | Original     | 731         | 783   | 783   | 849   | 824   | 93               | 12.7%  | 741            | 796   | 855   | 804   | 862    | 121              | 16.3%  |
|              |                       | Modification | 325         | 340   | 340   | 282   | 241   | -84              | -25.8% | 395            | 318   | 276   | 280   | 269    | -126             | -31.9% |
|              |                       | Juvenile     | 0           | 0     | 0     | 0     | 0     | 0                | N/A    | 0              | 0     | 0     | 0     | 0      | 0                | N/A    |
|              |                       | Total        | 2,509       | 2,768 | 2,768 | 2,301 | 2,457 | -52              | -2.1%  | 2,704          | 2,568 | 2,694 | 2,314 | 2,385  | -319             | -11.8% |
| 33RD         | Dale                  | Criminal     | 892         | 884   | 696   | 737   | 921   | 29               | 3.3%   | 768            | 864   | 734   | 591   | 812    | 44               | 5.7%   |
|              |                       | Felony       | 652         | 572   | 374   | 432   | 586   | -66              | -10.1% | 549            | 589   | 431   | 360   | 524    | -25              | -4.6%  |
|              |                       | Other        | 240         | 312   | 322   | 305   | 335   | 95               | 39.6%  | 219            | 275   | 303   | 231   | 288    | 69               | 31.5%  |
|              |                       | Civil        | 248         | 271   | 296   | 191   | 171   | -77              | -31.0% | 251            | 218   | 314   | 233   | 180    | -71              | -28.3% |
|              |                       | Domestic     | 620         | 586   | 520   | 524   | 573   | -47              | -7.6%  | 575            | 607   | 511   | 533   | 562    | -13              | -2.3%  |
|              |                       | Original     | 462         | 467   | 423   | 424   | 455   | -7               | -1.5%  | 422            | 461   | 421   | 430   | 454    | 32               | 7.6%   |
|              |                       | Modification | 158         | 119   | 97    | 100   | 118   | -40              | -25.3% | 153            | 146   | 90    | 103   | 108    | -45              | -29.4% |
|              |                       | Total        | 1,760       | 1,741 | 1,512 | 1,452 | 1,665 | -95              | -5.4%  | 1,594          | 1,689 | 1,559 | 1,357 | 1,554  | -40              | -2.5%  |
|              | Geneva                | Criminal     | 407         | 452   | 408   | 421   | 491   | 84               | 20.6%  | 438            | 499   | 487   | 369   | 509    | 71               | 16.2%  |
|              |                       | Felony       | 257         | 275   | 276   | 267   | 274   | 17               | 6.6%   | 291            | 312   | 357   | 249   | 307    | 16               | 5.5%   |
|              |                       | Other        | 150         | 177   | 132   | 154   | 217   | 67               | 44.7%  | 147            | 187   | 130   | 120   | 202    | 55               | 37.4%  |
|              | Civil                 | 104          | 133         | 175   | 114   | 87    | -17   | -16.3%           | 113    | 114            | 144   | 140   | 91    | -22    | -19.5%           |        |
|              | Domestic              | 377          | 351         | 312   | 289   | 304   | -73   | -19.4%           | 362    | 337            | 288   | 274   | 307   | -55    | -15.2%           |        |
|              | Original              | 249          | 248         | 227   | 200   | 222   | -27   | -10.8%           | 235    | 235            | 201   | 193   | 217   | -18    | -7.7%            |        |
|              | Modification          | 128          | 103         | 85    | 89    | 82    | -46   | -35.9%           | 127    | 102            | 87    | 81    | 90    | -37    | -29.1%           |        |
|              | Juvenile              | 1            | 1           | 0     | 3     | 0     | -1    | -100.0%          | 0      | 2              | 0     | 0     | 0     | 0      | N/A              |        |
|              | Total                 | 889          | 937         | 895   | 827   | 882   | -7    | -0.8%            | 913    | 952            | 919   | 783   | 908   | -5     | -0.5%            |        |

# CIRCUIT COURT CASELOAD STATISTICS, FY 2017 - 2021

| Circuit     | County              | Jurisdiction    | Cases Filed |       |       |       |       | Change<br>2017-2021 |        | Cases Disposed |       |       |       |       | Change<br>2017-2021 |        |
|-------------|---------------------|-----------------|-------------|-------|-------|-------|-------|---------------------|--------|----------------|-------|-------|-------|-------|---------------------|--------|
|             |                     |                 | 2017        | 2018  | 2019  | 2020  | 2021  | # +/-               | %      | 2017           | 2018  | 2019  | 2020  | 2021  | # +/-               | %      |
|             | <b>33rd Circuit</b> | <b>Criminal</b> | 1,299       | 1,336 | 1,104 | 1,158 | 1,412 | 113                 | 8.7%   | 1,206          | 1,363 | 1,221 | 960   | 1,321 | 115                 | 9.5%   |
|             | <b>Totals</b>       | Felony          | 909         | 847   | 650   | 699   | 860   | -49                 | -5.4%  | 840            | 901   | 788   | 609   | 831   | -9                  | -1.1%  |
|             |                     | Other           | 390         | 489   | 454   | 459   | 552   | 162                 | 41.5%  | 366            | 462   | 433   | 351   | 490   | 124                 | 33.9%  |
|             |                     | <b>Civil</b>    | 352         | 404   | 471   | 305   | 258   | -94                 | -26.7% | 364            | 332   | 458   | 373   | 271   | -93                 | -25.5% |
|             |                     | <b>Domestic</b> | 997         | 937   | 832   | 813   | 877   | -120                | -12.0% | 937            | 944   | 799   | 807   | 869   | -68                 | -7.3%  |
|             |                     | Original        | 711         | 715   | 650   | 624   | 677   | -34                 | -4.8%  | 657            | 696   | 622   | 623   | 671   | 14                  | 2.1%   |
|             |                     | Modification    | 286         | 222   | 182   | 189   | 200   | -86                 | -30.1% | 280            | 248   | 177   | 184   | 198   | -82                 | -29.3% |
|             |                     | <b>Juvenile</b> | 1           | 1     | 0     | 3     | 0     | -1                  | 100.0% | 0              | 2     | 0     | 0     | 0     | 0                   | N/A    |
|             |                     | <b>Total</b>    | 2,649       | 2,678 | 2,407 | 2,279 | 2,547 | -102                | -3.9%  | 2,507          | 2,641 | 2,478 | 2,140 | 2,462 | -45                 | -1.8%  |
| <b>34TH</b> | <b>Franklin</b>     | <b>Criminal</b> | 650         | 555   | 624   | 582   | 348   | -302                | -46.5% | 642            | 587   | 501   | 536   | 426   | -216                | -33.6% |
|             |                     | Felony          | 365         | 363   | 438   | 432   | 227   | -138                | -37.8% | 375            | 390   | 326   | 383   | 300   | -75                 | -20.0% |
|             |                     | Other           | 285         | 192   | 186   | 150   | 121   | -164                | -57.5% | 267            | 197   | 175   | 153   | 126   | -141                | -52.8% |
|             |                     | <b>Civil</b>    | 361         | 332   | 297   | 212   | 255   | -106                | -29.4% | 323            | 362   | 276   | 235   | 228   | -95                 | -29.4% |
|             |                     | <b>Domestic</b> | 278         | 269   | 271   | 246   | 298   | 20                  | 7.2%   | 307            | 261   | 263   | 263   | 271   | -36                 | -11.7% |
|             |                     | Original        | 184         | 173   | 189   | 176   | 203   | 19                  | 10.3%  | 199            | 175   | 190   | 188   | 208   | 9                   | 4.5%   |
|             |                     | Modification    | 94          | 96    | 82    | 70    | 95    | 1                   | 1.1%   | 108            | 86    | 73    | 75    | 63    | -45                 | -41.7% |
|             |                     | <b>Juvenile</b> | 0           | 0     | 1     | 0     | 0     | 0                   | N/A    | 0              | 0     | 1     | 0     | 0     | 0                   | N/A    |
|             |                     | <b>Total</b>    | 1,289       | 1,156 | 1,193 | 1,040 | 901   | -388                | -30.1% | 1,272          | 1,210 | 1,041 | 1,034 | 925   | -347                | -27.3% |
| <b>35TH</b> | <b>Conecuh</b>      | <b>Criminal</b> | 196         | 139   | 120   | 83    | 117   | -79                 | -40.3% | 157            | 142   | 181   | 119   | 80    | -77                 | -49.0% |
|             |                     | Felony          | 133         | 93    | 84    | 50    | 74    | -59                 | -44.4% | 107            | 109   | 72    | 62    | 64    | -43                 | -40.2% |
|             |                     | Other           | 63          | 46    | 36    | 33    | 43    | -20                 | -31.7% | 50             | 33    | 109   | 57    | 16    | -34                 | -68.0% |
|             |                     | <b>Civil</b>    | 99          | 93    | 116   | 95    | 67    | -32                 | -32.3% | 108            | 86    | 116   | 97    | 80    | -28                 | -25.9% |
|             |                     | <b>Domestic</b> | 119         | 85    | 86    | 88    | 93    | -26                 | -21.8% | 129            | 95    | 251   | 97    | 80    | -49                 | -38.0% |
|             |                     | Original        | 85          | 54    | 55    | 65    | 74    | -11                 | -12.9% | 81             | 81    | 66    | 62    | 62    | -19                 | -23.5% |
|             |                     | Modification    | 34          | 31    | 31    | 23    | 19    | -15                 | -44.1% | 48             | 14    | 185   | 35    | 18    | -30                 | -62.5% |
|             |                     | <b>Total</b>    | 414         | 317   | 322   | 266   | 277   | -137                | -33.1% | 394            | 323   | 548   | 313   | 240   | -154                | -39.1% |
|             | <b>Monroe</b>       | <b>Criminal</b> | 256         | 226   | 270   | 207   | 273   | 17                  | 6.6%   | 267            | 229   | 260   | 156   | 182   | -85                 | -31.8% |
|             |                     | Felony          | 138         | 111   | 159   | 96    | 185   | 47                  | 34.1%  | 142            | 137   | 149   | 74    | 92    | -50                 | -35.2% |
|             |                     | Other           | 118         | 115   | 111   | 111   | 88    | -30                 | -25.4% | 125            | 92    | 111   | 82    | 90    | -35                 | -28.0% |
|             |                     | <b>Civil</b>    | 143         | 196   | 186   | 133   | 104   | -39                 | -27.3% | 174            | 154   | 195   | 166   | 121   | -53                 | -30.5% |
|             |                     | <b>Domestic</b> | 247         | 225   | 171   | 187   | 165   | -82                 | -33.2% | 248            | 229   | 244   | 165   | 161   | -87                 | -35.1% |
|             |                     | Original        | 156         | 169   | 127   | 134   | 127   | -29                 | -18.6% | 173            | 142   | 154   | 116   | 120   | -53                 | -30.6% |
|             |                     | Modification    | 91          | 56    | 44    | 53    | 38    | -53                 | -58.2% | 75             | 87    | 90    | 49    | 41    | -34                 | -45.3% |
|             |                     | <b>Total</b>    | 646         | 647   | 627   | 527   | 542   | -104                | -16.1% | 689            | 612   | 699   | 487   | 464   | -225                | -32.7% |
|             | <b>35th Circuit</b> | <b>Criminal</b> | 452         | 365   | 390   | 290   | 390   | -62                 | -13.7% | 424            | 371   | 441   | 275   | 262   | -162                | -38.2% |
|             | <b>Totals</b>       | Felony          | 271         | 204   | 243   | 146   | 259   | -12                 | -4.4%  | 249            | 246   | 221   | 136   | 156   | -93                 | -37.3% |
|             |                     | Other           | 181         | 161   | 147   | 144   | 131   | -50                 | -27.6% | 175            | 125   | 220   | 139   | 106   | -69                 | -39.4% |
|             |                     | <b>Civil</b>    | 242         | 289   | 302   | 228   | 171   | -71                 | -29.3% | 282            | 240   | 311   | 263   | 201   | -81                 | -28.7% |
|             |                     | <b>Domestic</b> | 366         | 310   | 257   | 275   | 258   | -108                | -29.5% | 377            | 324   | 495   | 262   | 241   | -136                | -36.1% |
|             |                     | Original        | 241         | 223   | 182   | 199   | 201   | -40                 | -16.6% | 254            | 223   | 220   | 178   | 182   | -72                 | -28.3% |
|             |                     | Modification    | 125         | 87    | 75    | 76    | 57    | -68                 | -54.4% | 123            | 101   | 275   | 84    | 59    | -64                 | -52.0% |
|             |                     | <b>Total</b>    | 1,060       | 964   | 949   | 793   | 819   | -241                | -22.7% | 1,083          | 935   | 1,247 | 800   | 704   | -379                | -35.0% |
| <b>36TH</b> | <b>Lawrence</b>     | <b>Criminal</b> | 593         | 699   | 164   | 680   | 499   | -94                 | -15.9% | 732            | 591   | 727   | 505   | 561   | -171                | -23.4% |
|             |                     | Felony          | 279         | 416   | 91    | 438   | 221   | -58                 | -20.8% | 399            | 278   | 458   | 256   | 373   | -26                 | -6.5%  |
|             |                     | Other           | 314         | 283   | 73    | 242   | 278   | -36                 | -11.5% | 333            | 313   | 269   | 249   | 188   | -145                | -43.5% |
|             |                     | <b>Civil</b>    | 187         | 189   | 58    | 129   | 114   | -73                 | -39.0% | 147            | 145   | 208   | 143   | 102   | -45                 | -30.6% |
|             |                     | <b>Domestic</b> | 332         | 290   | -67   | 265   | 253   | -79                 | -23.8% | 333            | 256   | 263   | 249   | 238   | -95                 | -28.5% |
|             |                     | Original        | 232         | 213   | 2     | 212   | 209   | -23                 | -9.9%  | 241            | 189   | 196   | 195   | 198   | -43                 | -17.8% |
|             |                     | Modification    | 100         | 77    | -69   | 53    | 44    | -56                 | -56.0% | 92             | 67    | 67    | 54    | 40    | -52                 | -56.5% |
|             |                     | <b>Juvenile</b> | 0           | 0     | 0     | 1     | 0     | 0                   | N/A    | 0              | 0     | 0     | 0     | 0     | 0                   | N/A    |
|             |                     | <b>Total</b>    | 1,112       | 1,178 | 155   | 1,075 | 866   | -246                | -22.1% | 1,212          | 992   | 1,198 | 897   | 901   | -311                | -25.7% |

# CIRCUIT COURT CASELOAD STATISTICS, FY 2017 - 2021

| Circuit         | County          | Jurisdiction         | Cases Filed |                 |       |       |       | Change<br>2017-2021 |        | Cases Disposed |       |       |       |       | Change<br>2017-2021 |        |      |        |
|-----------------|-----------------|----------------------|-------------|-----------------|-------|-------|-------|---------------------|--------|----------------|-------|-------|-------|-------|---------------------|--------|------|--------|
|                 |                 |                      | 2017        | 2018            | 2019  | 2020  | 2021  | # +/-               | %      | 2017           | 2018  | 2019  | 2020  | 2021  | # +/-               | %      |      |        |
| 37TH            | Lee             | <b>Criminal</b>      | 1,418       | 1,416           | 1,491 | 1,294 | 1,434 | 16                  | 1.1%   | 1,264          | 1,576 | 1,461 | 1,225 | 1,413 | 149                 | 11.8%  |      |        |
|                 |                 | Felony               | 918         | 836             | 864   | 745   | 638   | -280                | -30.5% | 807            | 952   | 847   | 674   | 686   | -121                | -15.0% |      |        |
|                 |                 | Other                | 500         | 580             | 627   | 549   | 796   | 296                 | 59.2%  | 457            | 624   | 614   | 551   | 727   | 270                 | 59.1%  |      |        |
|                 |                 | <b>Civil</b>         | 915         | 1,014           | 1,043 | 847   | 699   | -216                | -23.6% | 944            | 887   | 1,079 | 977   | 659   | -285                | -30.2% |      |        |
|                 |                 | <b>Domestic</b>      | 839         | 809             | 840   | 794   | 839   | 0                   | 0.0%   | 897            | 764   | 905   | 796   | 803   | -94                 | -10.5% |      |        |
|                 |                 | Original             | 580         | 590             | 612   | 588   | 620   | 40                  | 6.9%   | 633            | 549   | 655   | 598   | 608   | -25                 | -3.9%  |      |        |
|                 |                 | Modification         | 259         | 219             | 228   | 206   | 219   | -40                 | -15.4% | 264            | 215   | 250   | 198   | 195   | -69                 | -26.1% |      |        |
|                 |                 | <b>Juvenile</b>      | 1,092       | 949             | 831   | 711   | 679   | -413                | -37.8% | 1,105          | 901   | 831   | 756   | 549   | -556                | -50.3% |      |        |
|                 |                 | <b>Child Support</b> | 1,105       | 822             | 904   | 729   | 826   | -279                | -25.2% | 1,144          | 765   | 792   | 1,216 | 710   | -434                | -37.9% |      |        |
|                 |                 | <b>Total</b>         | 5,369       | 5,010           | 5,109 | 4,375 | 4,477 | -892                | -16.6% | 5,354          | 4,893 | 5,068 | 4,970 | 4,134 | -1,220              | -22.8% |      |        |
| 38TH            | Jackson         | <b>Criminal</b>      | 2,070       | 2,729           | 2,699 | 2,365 | 2,563 | 493                 | 23.8%  | 2,089          | 2,354 | 2,713 | 2,232 | 2,694 | 605                 | 29.0%  |      |        |
|                 |                 | Felony               | 777         | 1,035           | 846   | 867   | 844   | 67                  | 8.6%   | 853            | 874   | 914   | 771   | 999   | 146                 | 17.1%  |      |        |
|                 |                 | Other                | 1,293       | 1,694           | 1,853 | 1,498 | 1,719 | 426                 | 32.9%  | 1,236          | 1,480 | 1,799 | 1,461 | 1,695 | 459                 | 37.1%  |      |        |
|                 |                 | <b>Civil</b>         | 275         | 322             | 328   | 231   | 210   | -65                 | -23.6% | 303            | 323   | 309   | 289   | 219   | -84                 | -27.7% |      |        |
|                 |                 | <b>Domestic</b>      | 714         | 622             | 614   | 548   | 535   | -179                | -25.1% | 739            | 645   | 587   | 569   | 501   | -238                | -32.2% |      |        |
|                 |                 | Original             | 439         | 427             | 420   | 405   | 396   | -43                 | -9.8%  | 452            | 437   | 400   | 405   | 374   | -78                 | -17.3% |      |        |
|                 |                 | Modification         | 275         | 195             | 194   | 143   | 139   | -136                | -49.5% | 287            | 208   | 187   | 164   | 127   | -160                | -55.7% |      |        |
|                 |                 | <b>Juvenile</b>      | 0           | 0               | 0     | 1     | 0     | 0                   | N/A    | 0              | 0     | 0     | 4     | 0     | 0                   | N/A    |      |        |
|                 |                 | <b>Total</b>         | 3,059       | 3,673           | 3,641 | 3,145 | 3,308 | 249                 | 8.1%   | 3,131          | 3,322 | 3,610 | 3,094 | 3,414 | 283                 | 9.0%   |      |        |
|                 |                 | 39TH                 | Limestone   | <b>Criminal</b> | 1,288 | 1,238 | 1,149 | 826                 | 1,183  | -105           | -8.2% | 1,382 | 1,353 | 1,287 | 956                 | 811    | -571 | -41.3% |
| Felony          | 869             |                      |             | 750             | 654   | 471   | 849   | -20                 | -2.3%  | 720            | 818   | 779   | 502   | 467   | -253                | -35.1% |      |        |
| Other           | 419             |                      |             | 488             | 495   | 355   | 334   | -85                 | -20.3% | 662            | 535   | 508   | 454   | 344   | -318                | -48.0% |      |        |
| <b>Civil</b>    | 459             |                      |             | 506             | 520   | 378   | 313   | -146                | -31.8% | 474            | 402   | 483   | 399   | 276   | -198                | -41.8% |      |        |
| <b>Domestic</b> | 897             |                      |             | 828             | 836   | 830   | 845   | -52                 | -5.8%  | 972            | 774   | 785   | 831   | 805   | -167                | -17.2% |      |        |
| Original        | 710             |                      |             | 655             | 654   | 667   | 687   | -23                 | -3.2%  | 792            | 616   | 604   | 655   | 654   | -138                | -17.4% |      |        |
| Modification    | 187             |                      |             | 173             | 182   | 163   | 158   | -29                 | -15.5% | 180            | 158   | 181   | 176   | 151   | -29                 | -16.1% |      |        |
| <b>Total</b>    | 2,644           |                      |             | 2,572           | 2,505 | 2,034 | 2,341 | -303                | -11.5% | 2,828          | 2,529 | 2,555 | 2,186 | 1,892 | -936                | -33.1% |      |        |
| 40TH            | Clay            |                      |             | <b>Criminal</b> | 308   | 377   | 385   | 277                 | 389    | 81             | 26.3% | 245   | 326   | 411   | 269                 | 326    | 81   | 33.1%  |
|                 |                 |                      |             | Felony          | 164   | 155   | 152   | 101                 | 189    | 25             | 15.2% | 114   | 140   | 172   | 120                 | 151    | 37   | 32.5%  |
|                 |                 | Other                | 144         | 222             | 233   | 176   | 200   | 56                  | 38.9%  | 131            | 186   | 239   | 149   | 175   | 44                  | 33.6%  |      |        |
|                 |                 | <b>Civil</b>         | 58          | 65              | 63    | 45    | 51    | -7                  | -12.1% | 63             | 37    | 77    | 50    | 53    | -10                 | -15.9% |      |        |
|                 |                 | <b>Domestic</b>      | 161         | 122             | 143   | 97    | 111   | -50                 | -31.1% | 155            | 108   | 146   | 74    | 113   | -42                 | -27.1% |      |        |
|                 |                 | Original             | 111         | 92              | 110   | 77    | 88    | -23                 | -20.7% | 100            | 78    | 115   | 53    | 93    | -7                  | -7.0%  |      |        |
|                 | Modification    | 50                   | 30          | 33              | 20    | 23    | -27   | -54.0%              | 55     | 30             | 31    | 21    | 20    | -35   | -63.6%              |        |      |        |
|                 | <b>Total</b>    | 527                  | 564         | 591             | 419   | 551   | 24    | 4.6%                | 463    | 471            | 634   | 393   | 492   | 29    | 6.3%                |        |      |        |
|                 | Coosa           | <b>Criminal</b>      | 303         | 330             | 278   | 261   | 231   | -72                 | -23.8% | 276            | 323   | 244   | 197   | 268   | -8                  | -2.9%  |      |        |
|                 |                 | Felony               | 169         | 174             | 100   | 118   | 96    | -73                 | -43.2% | 167            | 164   | 103   | 64    | 128   | -39                 | -23.4% |      |        |
|                 |                 | Other                | 134         | 156             | 178   | 143   | 135   | 1                   | 0.7%   | 109            | 159   | 141   | 133   | 140   | 31                  | 28.4%  |      |        |
|                 |                 | <b>Civil</b>         | 50          | 49              | 82    | 40    | 48    | -2                  | -4.0%  | 50             | 25    | 72    | 43    | 37    | -13                 | -26.0% |      |        |
|                 |                 | <b>Domestic</b>      | 51          | 47              | 41    | 28    | 52    | 1                   | 2.0%   | 61             | 119   | 32    | 28    | 42    | -19                 | -31.1% |      |        |
|                 |                 | Original             | 33          | 42              | 29    | 21    | 39    | 6                   | 18.2%  | 47             | 111   | 27    | 23    | 32    | -15                 | -31.9% |      |        |
|                 | Modification    | 18                   | 5           | 12              | 7     | 13    | -5    | -27.8%              | 14     | 8              | 5     | 5     | 10    | -4    | -28.6%              |        |      |        |
|                 | <b>Total</b>    | 404                  | 426         | 401             | 329   | 331   | -73   | -18.1%              | 387    | 467            | 348   | 268   | 347   | -40   | -10.3%              |        |      |        |
|                 | 40th Circuit    | <b>Criminal</b>      | 611         | 707             | 663   | 538   | 620   | 9                   | 1.5%   | 521            | 649   | 655   | 466   | 594   | 73                  | 14.0%  |      |        |
|                 |                 | Felony               | 333         | 329             | 252   | 219   | 285   | -48                 | -14.4% | 281            | 304   | 275   | 184   | 279   | -2                  | -0.7%  |      |        |
| Totals          | Other           | 278                  | 378         | 411             | 319   | 335   | 57    | 20.5%               | 240    | 345            | 380   | 282   | 315   | 75    | 31.3%               |        |      |        |
|                 | <b>Civil</b>    | 108                  | 114         | 145             | 85    | 99    | -9    | -8.3%               | 113    | 62             | 149   | 93    | 90    | -23   | -20.4%              |        |      |        |
|                 | <b>Domestic</b> | 212                  | 169         | 184             | 125   | 163   | -49   | -23.1%              | 216    | 227            | 178   | 102   | 155   | -61   | -28.2%              |        |      |        |
|                 | Original        | 144                  | 134         | 139             | 98    | 127   | -17   | -11.8%              | 147    | 189            | 142   | 76    | 125   | -22   | -15.0%              |        |      |        |
|                 | Modification    | 68                   | 35          | 45              | 27    | 36    | -32   | -47.1%              | 69     | 38             | 36    | 26    | 30    | -39   | -56.5%              |        |      |        |
|                 | <b>Total</b>    | 931                  | 990         | 992             | 748   | 882   | -49   | -5.3%               | 850    | 938            | 982   | 661   | 839   | -11   | -1.3%               |        |      |        |

# CIRCUIT COURT CASELOAD STATISTICS, FY 2017 - 2021

| Circuit | County | Jurisdiction | Cases Filed  |              |              |              |              | Change<br>2017-2021 |              | Cases Disposed |              |              |              |              | Change<br>2017-2021 |              |
|---------|--------|--------------|--------------|--------------|--------------|--------------|--------------|---------------------|--------------|----------------|--------------|--------------|--------------|--------------|---------------------|--------------|
|         |        |              | 2017         | 2018         | 2019         | 2020         | 2021         | # +/-               | %            | 2017           | 2018         | 2019         | 2020         | 2021         | # +/-               | %            |
| 41ST    | Blount | Criminal     | 545          | 516          | 579          | 286          | 477          | -39                 | -7.6%        | 455            | 719          | 508          | 391          | 515          | 60                  | 13.2%        |
|         |        | Felony       | 393          | 304          | 393          | 206          | 384          | 80                  | 26.3%        | 315            | 408          | 298          | 229          | 358          | 43                  | 13.7%        |
|         |        | Other        | 152          | 212          | 186          | 80           | 93           | -119                | -56.1%       | 140            | 311          | 210          | 162          | 157          | 17                  | 12.1%        |
|         |        | Civil        | 364          | 347          | 407          | 400          | 360          | 13                  | 3.7%         | 310            | 355          | 333          | 359          | 393          | 83                  | 26.8%        |
|         |        | Domestic     | 486          | 413          | 431          | 421          | 368          | -45                 | -10.9%       | 402            | 421          | 345          | 372          | 416          | 14                  | 3.5%         |
|         |        | Original     | 351          | 315          | 314          | 333          | 290          | -25                 | -7.9%        | 294            | 319          | 262          | 295          | 334          | 40                  | 13.6%        |
|         |        | Modification | 135          | 98           | 117          | 88           | 78           | -20                 | -20.4%       | 108            | 102          | 83           | 77           | 82           | -26                 | -24.1%       |
|         |        | Juvenile     | 0            | 0            | 0            | 1            | 2            | 2                   | 100.0%       | 0              | 0            | 0            | 0            | 3            | 3                   | N/A          |
|         |        | <b>Total</b> | <b>1,395</b> | <b>1,276</b> | <b>1,417</b> | <b>1,108</b> | <b>1,207</b> | <b>-69</b>          | <b>-5.4%</b> | <b>1,167</b>   | <b>1,495</b> | <b>1,186</b> | <b>1,122</b> | <b>1,327</b> | <b>160</b>          | <b>13.7%</b> |

\*\*\* ALABAMA STATEWIDE CIRCUIT COURT TOTALS \*\*\*

|  |  | Jurisdiction  | Cases Filed    |                |                |                |                | Change<br>2017-2021 |               | Cases Disposed |                |                |                |                | Change<br>2017-2021 |               |
|--|--|---------------|----------------|----------------|----------------|----------------|----------------|---------------------|---------------|----------------|----------------|----------------|----------------|----------------|---------------------|---------------|
|  |  |               | 2017           | 2018           | 2019           | 2020           | 2021           | # +/-               | %             | 2017           | 2018           | 2019           | 2020           | 2021           | # +/-               | %             |
|  |  | Criminal      | 84,360         | 90,431         | 89,271         | 64,444         | 80,405         | -3,955              | -4.7%         | 86,107         | 88,405         | 91,642         | 65,236         | 71,525         | -14,582             | -16.9%        |
|  |  | Felony        | 46,040         | 49,329         | 47,356         | 32,211         | 42,543         | -3,497              | -7.6%         | 47,204         | 47,557         | 49,490         | 33,592         | 36,980         | -10,224             | -21.7%        |
|  |  | Other         | 38,320         | 41,102         | 41,915         | 32,233         | 37,862         | -458                | -1.2%         | 38,903         | 40,848         | 42,152         | 31,644         | 34,545         | -4,358              | -11.2%        |
|  |  | Civil         | 38,477         | 42,194         | 42,477         | 32,859         | 28,521         | -9,956              | -25.9%        | 36,450         | 39,826         | 40,645         | 35,170         | 28,935         | -7,515              | -20.6%        |
|  |  | Domestic      | 46,200         | 43,457         | 42,111         | 40,653         | 41,299         | -4,901              | -10.6%        | 46,453         | 44,321         | 42,746         | 41,860         | 41,577         | -4,876              | -10.5%        |
|  |  | Original      | 33,970         | 32,615         | 31,730         | 31,614         | 31,972         | -1,998              | -5.9%         | 33,536         | 32,902         | 31,881         | 32,793         | 32,158         | -1,378              | -4.1%         |
|  |  | Modification  | 12,230         | 10,842         | 10,381         | 9,039          | 9,327          | -2,903              | -23.7%        | 12,917         | 11,419         | 10,865         | 9,067          | 9,419          | -3,498              | -27.1%        |
|  |  | Juvenile      | 17,398         | 16,500         | 16,092         | 14,297         | 13,386         | -4,012              | -23.1%        | 17,168         | 16,285         | 15,756         | 12,698         | 13,578         | -3,590              | -20.9%        |
|  |  | Child Support | 15,115         | 13,109         | 13,032         | 9,962          | 10,025         | -5,090              | -33.7%        | 16,826         | 15,407         | 14,310         | 10,437         | 11,481         | -5,345              | -31.8%        |
|  |  | <b>Total</b>  | <b>201,550</b> | <b>205,691</b> | <b>202,983</b> | <b>162,215</b> | <b>173,636</b> | <b>-27,914</b>      | <b>-13.8%</b> | <b>203,004</b> | <b>204,244</b> | <b>205,099</b> | <b>165,401</b> | <b>167,096</b> | <b>-35,908</b>      | <b>-17.7%</b> |



# DISTRICT COURT CASELOAD STATISTICS, FY 2017 - 2021

| County               | Jurisdiction  | Cases Filed   |               |               |               |               | Change<br>2017-2021 |               | Cases Disposed |               |               |               |               | Change<br>2017-2021 |              |
|----------------------|---------------|---------------|---------------|---------------|---------------|---------------|---------------------|---------------|----------------|---------------|---------------|---------------|---------------|---------------------|--------------|
|                      |               | 2017          | 2018          | 2019          | 2020          | 2021          | # +/-               | %             | 2017           | 2018          | 2019          | 2020          | 2021          | # +/-               | %            |
| Autauga              | Traffic       | 3,631         | 3,394         | 3,574         | 4,007         | 5,765         | 2,134               | 58.8%         | 3,674          | 3,208         | 3,560         | 3,620         | 5,819         | 2,145               | 58.4%        |
|                      | Criminal      | 1,213         | 1,249         | 966           | 1,025         | 895           | -318                | -26.2%        | 1,249          | 1,110         | 1,078         | 1,013         | 885           | -364                | -29.1%       |
|                      | Small Claims  | 1,316         | 1,212         | 1,420         | 1,057         | 955           | -361                | -27.4%        | 1,217          | 1,189         | 1,351         | 1,211         | 1,127         | -90                 | -7.4%        |
|                      | Civil         | 256           | 284           | 306           | 275           | 280           | 24                  | 9.4%          | 239            | 279           | 295           | 285           | 323           | 84                  | 35.1%        |
|                      | Juvenile      | 400           | 633           | 416           | 453           | 398           | -2                  | -0.5%         | 451            | 565           | 381           | 330           | 357           | -94                 | -20.8%       |
|                      | Child Support | 597           | 481           | 440           | 398           | 361           | -236                | -39.5%        | 640            | 410           | 514           | 358           | 385           | -255                | -39.8%       |
|                      | <b>Total</b>  | <b>7,413</b>  | <b>7,253</b>  | <b>7,122</b>  | <b>7,215</b>  | <b>8,654</b>  | <b>1,241</b>        | <b>16.7%</b>  | <b>7,470</b>   | <b>6,761</b>  | <b>7,179</b>  | <b>6,817</b>  | <b>8,896</b>  | <b>1,426</b>        | <b>19.1%</b> |
| Baldwin              | Traffic       | 12,240        | 9,545         | 12,483        | 14,052        | 14,407        | 2,167               | 17.7%         | 12,498         | 10,159        | 11,550        | 11,488        | 15,673        | 3,175               | 25.4%        |
|                      | Criminal      | 6,725         | 6,875         | 7,492         | 8,104         | 8,787         | 2,062               | 30.7%         | 6,687          | 6,902         | 7,421         | 7,485         | 9,361         | 2,674               | 40.0%        |
|                      | Small Claims  | 3,526         | 3,481         | 4,551         | 3,376         | 3,103         | -423                | -12.0%        | 2,857          | 2,994         | 5,107         | 3,888         | 3,654         | 797                 | 27.9%        |
|                      | Civil         | 1,203         | 1,202         | 1,354         | 1,327         | 1,514         | 311                 | 25.9%         | 1,110          | 1,018         | 1,571         | 1,103         | 1,912         | 802                 | 72.3%        |
|                      | <b>Total</b>  | <b>23,694</b> | <b>21,103</b> | <b>25,880</b> | <b>26,859</b> | <b>27,811</b> | <b>4,117</b>        | <b>17.4%</b>  | <b>23,152</b>  | <b>21,073</b> | <b>25,649</b> | <b>23,964</b> | <b>30,600</b> | <b>7,448</b>        | <b>32.2%</b> |
| Barbour -<br>Clayton | Traffic       | 223           | 73            | 147           | 216           | 239           | 16                  | 7.2%          | 211            | 93            | 109           | 215           | 208           | -3                  | -1.4%        |
|                      | Criminal      | 258           | 327           | 332           | 294           | 220           | -38                 | -14.7%        | 256            | 320           | 266           | 317           | 267           | 11                  | 4.3%         |
|                      | Small Claims  | 142           | 177           | 178           | 137           | 134           | -8                  | -5.6%         | 97             | 142           | 188           | 167           | 137           | 40                  | 41.2%        |
|                      | Civil         | 11            | 24            | 21            | 24            | 26            | 15                  | 136.4%        | 9              | 10            | 16            | 32            | 26            | 17                  | 188.9%       |
|                      | Juvenile      | 31            | 88            | 33            | 41            | 15            | -16                 | -51.6%        | 9              | 6             | 1             | 53            | 18            | 9                   | 100.0%       |
|                      | Child Support | 557           | 443           | 452           | 253           | 404           | -153                | -27.5%        | 95             | 19            | 7             | 194           | 493           | 398                 | 418.9%       |
|                      | <b>Total</b>  | <b>1,222</b>  | <b>1,132</b>  | <b>1,163</b>  | <b>965</b>    | <b>1,038</b>  | <b>-184</b>         | <b>-15.1%</b> | <b>677</b>     | <b>590</b>    | <b>587</b>    | <b>978</b>    | <b>1,149</b>  | <b>472</b>          | <b>69.7%</b> |
| Barbour -<br>Eufaula | Traffic       | 1,865         | 985           | 1,699         | 2,553         | 2,938         | 1,073               | 57.5%         | 2,009          | 982           | 1,325         | 1,678         | 2,740         | 731                 | 36.4%        |
|                      | Criminal      | 613           | 668           | 547           | 594           | 710           | 97                  | 15.8%         | 597            | 659           | 533           | 469           | 733           | 136                 | 22.8%        |
|                      | Small Claims  | 594           | 542           | 583           | 501           | 639           | 45                  | 7.6%          | 540            | 540           | 400           | 592           | 1,286         | 746                 | 138.1%       |
|                      | Civil         | 37            | 73            | 74            | 81            | 86            | 49                  | 132.4%        | 39             | 62            | 61            | 65            | 110           | 71                  | 182.1%       |
|                      | Juvenile      | 129           | 139           | 142           | 106           | 113           | -16                 | -12.4%        | 38             | 0             | 0             | 136           | 84            | 46                  | 121.1%       |
|                      | Child Support | 1             | 0             | 0             | 3             | 0             | -1                  | 0.0%          | 0              | 0             | 0             | 1             | 1             | 1                   | 200.0%       |
| <b>Total</b>         | <b>3,239</b>  | <b>2,407</b>  | <b>3,045</b>  | <b>3,838</b>  | <b>4,486</b>  | <b>1,247</b>  | <b>38.5%</b>        | <b>3,223</b>  | <b>2,243</b>   | <b>2,319</b>  | <b>2,941</b>  | <b>4,954</b>  | <b>1,731</b>  | <b>53.7%</b>        |              |
| Barbour              | Traffic       | 2,088         | 1,058         | 1,846         | 2,769         | 3,177         | 1,089               | 52.2%         | 2,220          | 1,075         | 1,434         | 1,893         | 2,948         | 728                 | 32.8%        |
|                      | Criminal      | 871           | 995           | 879           | 888           | 930           | 59                  | 6.8%          | 853            | 979           | 799           | 786           | 1,000         | 147                 | 17.2%        |
|                      | Small Claims  | 736           | 719           | 761           | 638           | 773           | 37                  | 5.0%          | 637            | 682           | 588           | 759           | 1,423         | 786                 | 123.4%       |
|                      | Civil         | 48            | 97            | 95            | 105           | 112           | 64                  | 133.3%        | 48             | 72            | 77            | 97            | 136           | 88                  | 183.3%       |
|                      | Juvenile      | 160           | 227           | 175           | 147           | 128           | -32                 | -20.0%        | 47             | 6             | 1             | 189           | 102           | 55                  | 117.0%       |
|                      | Child Support | 558           | 443           | 452           | 256           | 404           | -154                | -27.6%        | 95             | 19            | 7             | 195           | 494           | 399                 | 420.0%       |
| <b>Total</b>         | <b>4,461</b>  | <b>3,539</b>  | <b>4,208</b>  | <b>4,803</b>  | <b>5,524</b>  | <b>1,063</b>  | <b>23.8%</b>        | <b>3,900</b>  | <b>2,833</b>   | <b>2,906</b>  | <b>3,919</b>  | <b>6,103</b>  | <b>2,203</b>  | <b>56.5%</b>        |              |
| Bibb                 | Traffic       | 2,506         | 2,151         | 2,595         | 2,696         | 2,856         | 350                 | 14.0%         | 2,651          | 2,190         | 2,540         | 2,299         | 3,378         | 727                 | 27.4%        |
|                      | Criminal      | 970           | 1,310         | 1,303         | 869           | 621           | -349                | -36.0%        | 1,053          | 1,130         | 1,556         | 928           | 842           | -211                | -20.0%       |
|                      | Small Claims  | 280           | 290           | 340           | 377           | 299           | 19                  | 6.8%          | 280            | 293           | 302           | 330           | 357           | 77                  | 27.5%        |
|                      | Civil         | 58            | 74            | 79            | 78            | 76            | 18                  | 31.0%         | 74             | 65            | 64            | 62            | 87            | 13                  | 17.6%        |
|                      | Juvenile      | 489           | 483           | 362           | 514           | 352           | -137                | -28.0%        | 422            | 449           | 484           | 350           | 487           | 65                  | 15.4%        |
|                      | Child Support | 253           | 165           | 197           | 185           | 168           | -85                 | -33.6%        | 256            | 237           | 226           | 113           | 206           | -50                 | -19.5%       |
| <b>Total</b>         | <b>4,556</b>  | <b>4,473</b>  | <b>4,876</b>  | <b>4,719</b>  | <b>4,372</b>  | <b>-184</b>   | <b>-4.0%</b>        | <b>4,736</b>  | <b>4,364</b>   | <b>5,172</b>  | <b>4,082</b>  | <b>5,357</b>  | <b>621</b>    | <b>13.1%</b>        |              |
| Blount               | Traffic       | 2,897         | 2,624         | 3,262         | 5,652         | 4,766         | 1,869               | 64.5%         | 2,806          | 2,655         | 3,065         | 4,763         | 5,467         | 2,661               | 94.8%        |
|                      | Criminal      | 1,328         | 1,441         | 1,291         | 1,450         | 1,582         | 254                 | 19.1%         | 1,337          | 1,464         | 1,280         | 1,298         | 1,599         | 262                 | 19.6%        |
|                      | Small Claims  | 762           | 858           | 985           | 848           | 706           | -56                 | -7.3%         | 734            | 819           | 1,005         | 930           | 720           | -14                 | -1.9%        |
|                      | Civil         | 120           | 119           | 156           | 170           | 165           | 45                  | 37.5%         | 134            | 123           | 157           | 163           | 179           | 45                  | 33.6%        |
|                      | Juvenile      | 586           | 589           | 634           | 535           | 444           | -142                | -24.2%        | 513            | 578           | 543           | 478           | 469           | -44                 | -8.6%        |
|                      | Child Support | 147           | 158           | 149           | 99            | 142           | -5                  | -3.4%         | 168            | 151           | 148           | 108           | 123           | -45                 | -26.8%       |
| <b>Total</b>         | <b>5,840</b>  | <b>5,789</b>  | <b>6,477</b>  | <b>8,754</b>  | <b>7,805</b>  | <b>1,965</b>  | <b>33.6%</b>        | <b>5,692</b>  | <b>5,790</b>   | <b>6,198</b>  | <b>7,740</b>  | <b>8,557</b>  | <b>2,865</b>  | <b>50.3%</b>        |              |

# DISTRICT COURT CASELOAD STATISTICS, FY 2017 - 2021

| County   | Jurisdiction  | Cases Filed   |               |               |               |               | Change<br>2017-2021 |               | Cases Disposed |               |               |               |               | Change<br>2017-2021 |               |
|----------|---------------|---------------|---------------|---------------|---------------|---------------|---------------------|---------------|----------------|---------------|---------------|---------------|---------------|---------------------|---------------|
|          |               | 2017          | 2018          | 2019          | 2020          | 2021          | # +/-               | %             | 2017           | 2018          | 2019          | 2020          | 2021          | # +/-               | %             |
| Bullock  | Traffic       | 779           | 827           | 1,077         | 731           | 960           | 181                 | 23.2%         | 602            | 587           | 860           | 396           | 652           | 50                  | 8.3%          |
|          | Criminal      | 182           | 205           | 200           | 144           | 170           | -12                 | -6.6%         | 160            | 194           | 229           | 165           | 150           | -10                 | -6.3%         |
|          | Small Claims  | 167           | 246           | 323           | 204           | 116           | -51                 | -30.5%        | 132            | 227           | 225           | 192           | 114           | -18                 | -13.6%        |
|          | Civil         | 59            | 69            | 70            | 57            | 52            | -7                  | -11.9%        | 50             | 90            | 57            | 44            | 33            | -17                 | -34.0%        |
|          | Juvenile      | 24            | 89            | 71            | 44            | 36            | 12                  | 50.0%         | 5              | 59            | 60            | 25            | 23            | 18                  | 360.0%        |
|          | Child Support | 305           | 128           | 117           | 52            | 75            | -230                | -75.4%        | 345            | 197           | 116           | 72            | 68            | -277                | -80.3%        |
|          | <b>Total</b>  | <b>1,516</b>  | <b>1,564</b>  | <b>1,858</b>  | <b>1,232</b>  | <b>1,409</b>  | <b>-107</b>         | <b>-7.1%</b>  | <b>1,294</b>   | <b>1,354</b>  | <b>1,547</b>  | <b>894</b>    | <b>1,040</b>  | <b>-254</b>         | <b>-19.6%</b> |
| Butler   | Traffic       | 2,859         | 2,790         | 2,865         | 4,125         | 6,122         | 3,263               | 114.1%        | 3,156          | 2,881         | 2,697         | 3,205         | 6,186         | 3,030               | 96.0%         |
|          | Criminal      | 1,296         | 1,165         | 1,097         | 972           | 1,170         | -126                | -9.7%         | 1,344          | 1,120         | 1,053         | 855           | 1,305         | -39                 | -2.9%         |
|          | Small Claims  | 766           | 701           | 699           | 524           | 353           | -413                | -53.9%        | 634            | 662           | 666           | 493           | 1,112         | 478                 | 75.4%         |
|          | Civil         | 92            | 77            | 117           | 109           | 119           | 27                  | 29.3%         | 60             | 67            | 113           | 84            | 211           | 151                 | 251.7%        |
|          | Juvenile      | 166           | 178           | 164           | 113           | 110           | -56                 | -33.7%        | 191            | 159           | 130           | 96            | 105           | -86                 | -45.0%        |
|          | Child Support | 221           | 129           | 179           | 102           | 135           | -86                 | -38.9%        | 212            | 156           | 241           | 126           | 106           | -106                | -50.0%        |
|          | <b>Total</b>  | <b>5,400</b>  | <b>5,040</b>  | <b>5,121</b>  | <b>5,945</b>  | <b>8,009</b>  | <b>2,609</b>        | <b>48.3%</b>  | <b>5,597</b>   | <b>5,045</b>  | <b>4,900</b>  | <b>4,859</b>  | <b>9,025</b>  | <b>3,428</b>        | <b>61.2%</b>  |
| Calhoun  | Traffic       | 8,851         | 7,671         | 7,123         | 8,975         | 14,108        | 5,257               | 59.4%         | 9,154          | 7,609         | 7,430         | 8,064         | 12,858        | 3,704               | 40.5%         |
|          | Criminal      | 5,966         | 6,431         | 7,068         | 5,721         | 5,405         | -561                | -9.4%         | 5,419          | 5,866         | 9,755         | 5,635         | 5,679         | 260                 | 4.8%          |
|          | Small Claims  | 3,000         | 2,918         | 3,009         | 2,294         | 1,751         | -1,249              | -41.6%        | 2,277          | 2,455         | 2,612         | 2,340         | 3,942         | 1,665               | 73.1%         |
|          | Civil         | 731           | 775           | 775           | 760           | 756           | 25                  | 3.4%          | 565            | 653           | 681           | 770           | 1,197         | 632                 | 111.9%        |
|          | <b>Total</b>  | <b>18,548</b> | <b>17,795</b> | <b>17,975</b> | <b>17,750</b> | <b>22,020</b> | <b>3,472</b>        | <b>18.7%</b>  | <b>17,415</b>  | <b>16,583</b> | <b>20,478</b> | <b>16,809</b> | <b>23,676</b> | <b>6,261</b>        | <b>36.0%</b>  |
| Chambers | Traffic       | 5,281         | 4,390         | 5,415         | 5,152         | 4,653         | -628                | -11.9%        | 4,928          | 4,609         | 5,098         | 5,045         | 4,705         | -223                | -4.5%         |
|          | Criminal      | 2,182         | 2,130         | 1,999         | 1,611         | 1,602         | -580                | -26.6%        | 1,887          | 2,095         | 1,950         | 1,570         | 1,638         | -249                | -13.2%        |
|          | Small Claims  | 731           | 634           | 775           | 722           | 555           | -176                | -24.1%        | 659            | 706           | 733           | 684           | 711           | 52                  | 7.9%          |
|          | Civil         | 217           | 245           | 266           | 183           | 237           | 20                  | 9.2%          | 202            | 261           | 266           | 176           | 258           | 56                  | 27.7%         |
|          | Juvenile      | 381           | 348           | 258           | 223           | 179           | -202                | -53.0%        | 323            | 374           | 268           | 198           | 168           | -155                | -48.0%        |
|          | Child Support | 227           | 177           | 201           | 159           | 199           | -28                 | -12.3%        | 300            | 165           | 251           | 185           | 166           | -134                | -44.7%        |
|          | <b>Total</b>  | <b>9,019</b>  | <b>7,924</b>  | <b>8,914</b>  | <b>8,050</b>  | <b>7,425</b>  | <b>-1,594</b>       | <b>-17.7%</b> | <b>8,299</b>   | <b>8,210</b>  | <b>8,566</b>  | <b>7,858</b>  | <b>7,646</b>  | <b>-653</b>         | <b>-7.9%</b>  |
| Cherokee | Traffic       | 2,089         | 1,974         | 2,014         | 2,291         | 2,714         | 625                 | 29.9%         | 2,198          | 1,837         | 2,096         | 2,103         | 2,746         | 548                 | 24.9%         |
|          | Criminal      | 2,274         | 1,838         | 2,121         | 1,444         | 1,305         | -969                | -42.6%        | 2,191          | 1,966         | 2,146         | 1,571         | 1,355         | -836                | -38.2%        |
|          | Small Claims  | 434           | 363           | 519           | 387           | 334           | -100                | -23.0%        | 335            | 443           | 449           | 466           | 354           | 19                  | 5.7%          |
|          | Civil         | 75            | 73            | 89            | 116           | 103           | 28                  | 37.3%         | 75             | 89            | 79            | 94            | 103           | 28                  | 37.3%         |
|          | Juvenile      | 268           | 272           | 247           | 223           | 260           | -8                  | -3.0%         | 244            | 268           | 244           | 193           | 291           | 47                  | 19.3%         |
|          | Child Support | 125           | 106           | 165           | 120           | 89            | -36                 | -28.8%        | 127            | 66            | 132           | 105           | 123           | -4                  | -3.1%         |
|          | <b>Total</b>  | <b>5,265</b>  | <b>4,626</b>  | <b>5,155</b>  | <b>4,581</b>  | <b>4,805</b>  | <b>-460</b>         | <b>-8.7%</b>  | <b>5,170</b>   | <b>4,669</b>  | <b>5,146</b>  | <b>4,532</b>  | <b>4,972</b>  | <b>-198</b>         | <b>-3.8%</b>  |
| Chilton  | Traffic       | 2,914         | 3,217         | 2,742         | 3,097         | 3,462         | 548                 | 18.8%         | 3,013          | 3,179         | 2,732         | 2,498         | 3,563         | 550                 | 18.3%         |
|          | Criminal      | 2,691         | 3,214         | 2,992         | 2,624         | 2,604         | -87                 | -3.2%         | 2,545          | 2,930         | 3,164         | 2,234         | 3,044         | 499                 | 19.6%         |
|          | Small Claims  | 913           | 1,085         | 1,044         | 887           | 685           | -228                | -25.0%        | 854            | 922           | 1,069         | 874           | 934           | 80                  | 9.4%          |
|          | Civil         | 197           | 172           | 206           | 229           | 219           | 22                  | 11.2%         | 176            | 186           | 190           | 186           | 240           | 64                  | 36.4%         |
|          | Juvenile      | 388           | 342           | 312           | 283           | 295           | -93                 | -24.0%        | 310            | 289           | 254           | 258           | 344           | 34                  | 11.0%         |
|          | Child Support | 368           | 346           | 454           | 420           | 573           | 205                 | 55.7%         | 321            | 348           | 403           | 334           | 535           | 214                 | 66.7%         |
|          | <b>Total</b>  | <b>7,471</b>  | <b>8,376</b>  | <b>7,750</b>  | <b>7,540</b>  | <b>7,838</b>  | <b>367</b>          | <b>4.9%</b>   | <b>7,219</b>   | <b>7,854</b>  | <b>7,812</b>  | <b>6,384</b>  | <b>8,660</b>  | <b>1,441</b>        | <b>20.0%</b>  |
| Choctaw  | Traffic       | 1,278         | 900           | 844           | 724           | 735           | -543                | -42.5%        | 1,405          | 1,002         | 988           | 817           | 788           | -617                | -43.9%        |
|          | Criminal      | 442           | 385           | 598           | 527           | 383           | -59                 | -13.3%        | 473            | 355           | 556           | 896           | 447           | -26                 | -5.5%         |
|          | Small Claims  | 265           | 271           | 287           | 228           | 178           | -87                 | -32.8%        | 174            | 256           | 269           | 223           | 174           | 0                   | 0.0%          |
|          | Civil         | 20            | 30            | 24            | 41            | 41            | 21                  | 105.0%        | 19             | 23            | 18            | 31            | 46            | 27                  | 142.1%        |
|          | Juvenile      | 110           | 78            | 99            | 59            | 96            | -14                 | -12.7%        | 92             | 59            | 94            | 30            | 99            | 7                   | 7.6%          |
|          | Child Support | 104           | 67            | 52            | 73            | 59            | -45                 | -43.3%        | 64             | 66            | 57            | 58            | 59            | -5                  | -7.8%         |
|          | <b>Total</b>  | <b>2,219</b>  | <b>1,731</b>  | <b>1,904</b>  | <b>1,652</b>  | <b>1,492</b>  | <b>-727</b>         | <b>-32.8%</b> | <b>2,227</b>   | <b>1,761</b>  | <b>1,982</b>  | <b>2,055</b>  | <b>1,613</b>  | <b>-614</b>         | <b>-27.6%</b> |

# DISTRICT COURT CASELOAD STATISTICS, FY 2017 - 2021

| County                 | Jurisdiction  | Cases Filed  |              |              |              |              | Change<br>2017-2021 |               | Cases Disposed |              |              |              |              | Change<br>2017-2021 |               |
|------------------------|---------------|--------------|--------------|--------------|--------------|--------------|---------------------|---------------|----------------|--------------|--------------|--------------|--------------|---------------------|---------------|
|                        |               | 2017         | 2018         | 2019         | 2020         | 2021         | # +/-               | %             | 2017           | 2018         | 2019         | 2020         | 2021         | # +/-               | %             |
| Clarke                 | Traffic       | 1,344        | 1,056        | 1,487        | 1,097        | 858          | -486                | -36.2%        | 1,388          | 1,098        | 1,423        | 1,097        | 981          | -407                | -29.3%        |
|                        | Criminal      | 1,037        | 1,148        | 953          | 734          | 1,198        | 161                 | 15.5%         | 949            | 1,087        | 1,058        | 741          | 1,039        | 90                  | 9.5%          |
|                        | Small Claims  | 689          | 568          | 612          | 502          | 488          | -201                | -29.2%        | 689            | 567          | 635          | 515          | 474          | -215                | -31.2%        |
|                        | Civil         | 88           | 85           | 96           | 86           | 92           | 4                   | 4.5%          | 75             | 93           | 94           | 82           | 93           | 18                  | 24.0%         |
|                        | Juvenile      | 133          | 169          | 188          | 164          | 134          | 1                   | 0.8%          | 139            | 163          | 194          | 150          | 138          | -1                  | -0.7%         |
|                        | Child Support | 370          | 268          | 207          | 181          | 154          | -216                | -58.4%        | 511            | 224          | 233          | 190          | 178          | -333                | -65.2%        |
|                        | <b>Total</b>  | <b>3,661</b> | <b>3,294</b> | <b>3,543</b> | <b>2,764</b> | <b>2,924</b> | <b>-737</b>         | <b>-20.1%</b> | <b>3,751</b>   | <b>3,232</b> | <b>3,637</b> | <b>2,775</b> | <b>2,903</b> | <b>-848</b>         | <b>-22.6%</b> |
| Clay                   | Traffic       | 357          | 410          | 410          | 534          | 1,593        | 1,236               | 346.2%        | 409            | 409          | 409          | 382          | 1,209        | 800                 | 195.6%        |
|                        | Criminal      | 409          | 548          | 548          | 322          | 366          | -43                 | -10.5%        | 396            | 498          | 498          | 417          | 336          | -60                 | -15.2%        |
|                        | Small Claims  | 218          | 249          | 249          | 185          | 223          | 5                   | 2.3%          | 218            | 205          | 205          | 257          | 207          | -11                 | -5.0%         |
|                        | Civil         | 44           | 52           | 52           | 40           | 61           | 17                  | 38.6%         | 45             | 34           | 34           | 51           | 54           | 9                   | 20.0%         |
|                        | Juvenile      | 155          | 104          | 104          | 84           | 58           | -97                 | -62.6%        | 79             | 105          | 105          | 82           | 63           | -16                 | -20.3%        |
|                        | Child Support | 160          | 123          | 123          | 99           | 92           | -68                 | -42.5%        | 243            | 86           | 86           | 92           | 84           | -159                | -65.4%        |
|                        | <b>Total</b>  | <b>1,343</b> | <b>1,486</b> | <b>1,486</b> | <b>1,264</b> | <b>2,393</b> | <b>1,050</b>        | <b>78.2%</b>  | <b>1,390</b>   | <b>1,337</b> | <b>1,337</b> | <b>1,281</b> | <b>1,953</b> | <b>563</b>          | <b>40.5%</b>  |
| Cleburne               | Traffic       | 4,318        | 5,836        | 5,836        | 4,662        | 7,354        | 3,036               | 70.3%         | 4,445          | 6,021        | 6,021        | 4,437        | 6,479        | 2,034               | 45.8%         |
|                        | Criminal      | 1,555        | 1,391        | 1,391        | 1,001        | 1,397        | -158                | -10.2%        | 1,585          | 1,553        | 1,553        | 1,158        | 1,280        | -305                | -19.2%        |
|                        | Small Claims  | 218          | 237          | 237          | 245          | 185          | -33                 | -15.1%        | 200            | 235          | 235          | 257          | 193          | -7                  | -3.5%         |
|                        | Civil         | 34           | 43           | 43           | 54           | 80           | 46                  | 135.3%        | 34             | 41           | 41           | 56           | 76           | 42                  | 123.5%        |
|                        | Juvenile      | 186          | 121          | 121          | 92           | 82           | -104                | -55.9%        | 168            | 143          | 143          | 111          | 68           | -100                | -59.5%        |
|                        | Child Support | 106          | 87           | 87           | 72           | 62           | -44                 | -41.5%        | 111            | 84           | 84           | 73           | 52           | -59                 | -53.2%        |
|                        | <b>Total</b>  | <b>6,417</b> | <b>7,715</b> | <b>7,715</b> | <b>6,126</b> | <b>9,160</b> | <b>2,743</b>        | <b>42.7%</b>  | <b>6,543</b>   | <b>8,077</b> | <b>8,077</b> | <b>6,092</b> | <b>8,148</b> | <b>1,605</b>        | <b>24.5%</b>  |
| Coffee -<br>Elba       | Traffic       | 1,375        | 1,127        | 1,127        | 1,747        | 2,256        | 881                 | 64.1%         | 1,389          | 1,171        | 1,171        | 1,293        | 2,143        | 754                 | 54.3%         |
|                        | Criminal      | 415          | 377          | 377          | 311          | 399          | -16                 | -3.9%         | 419            | 392          | 392          | 311          | 373          | -46                 | -11.0%        |
|                        | Small Claims  | 310          | 278          | 278          | 449          | 362          | 52                  | 16.8%         | 258            | 300          | 300          | 491          | 386          | 128                 | 49.6%         |
|                        | Civil         | 45           | 49           | 49           | 71           | 68           | 23                  | 51.1%         | 52             | 36           | 36           | 75           | 57           | 5                   | 9.6%          |
|                        | Juvenile      | 87           | 72           | 72           | 55           | 62           | -25                 | -28.7%        | 77             | 67           | 67           | 81           | 50           | -27                 | -35.1%        |
|                        | Child Support | 97           | 63           | 63           | 35           | 56           | -41                 | -42.3%        | 131            | 70           | 70           | 43           | 37           | -94                 | -71.8%        |
|                        | <b>Total</b>  | <b>2,329</b> | <b>1,966</b> | <b>1,966</b> | <b>2,668</b> | <b>3,203</b> | <b>874</b>          | <b>37.5%</b>  | <b>2,326</b>   | <b>2,036</b> | <b>2,036</b> | <b>2,294</b> | <b>3,046</b> | <b>720</b>          | <b>31.0%</b>  |
| Coffee -<br>Enterprise | Traffic       | 2,269        | 1,967        | 1,967        | 3,034        | 3,985        | 1,716               | 75.6%         | 2,129          | 2,196        | 2,196        | 2,302        | 4,141        | 2,012               | 94.5%         |
|                        | Criminal      | 860          | 951          | 951          | 938          | 999          | 139                 | 16.2%         | 891            | 1,004        | 1,004        | 907          | 1,046        | 155                 | 17.4%         |
|                        | Small Claims  | 1,470        | 1,479        | 1,479        | 1,220        | 984          | -486                | -33.1%        | 1,360          | 1,572        | 1,572        | 1,297        | 1,007        | -353                | -26.0%        |
|                        | Civil         | 244          | 219          | 219          | 194          | 202          | -42                 | -17.2%        | 230            | 231          | 231          | 193          | 203          | -27                 | -11.7%        |
|                        | Juvenile      | 305          | 286          | 286          | 195          | 228          | -77                 | -25.2%        | 282            | 297          | 297          | 221          | 207          | -75                 | -26.6%        |
|                        | Child Support | 232          | 234          | 234          | 212          | 171          | -61                 | -26.3%        | 460            | 204          | 204          | 216          | 169          | -291                | -63.3%        |
|                        | <b>Total</b>  | <b>5,380</b> | <b>5,136</b> | <b>5,136</b> | <b>5,793</b> | <b>6,569</b> | <b>1,189</b>        | <b>22.1%</b>  | <b>5,352</b>   | <b>5,504</b> | <b>5,504</b> | <b>5,136</b> | <b>6,773</b> | <b>1,421</b>        | <b>26.6%</b>  |
| Coffee                 | Traffic       | 3,644        | 3,094        | 3,094        | 4,781        | 6,241        | 2,597               | 71.3%         | 3,518          | 3,367        | 3,367        | 3,595        | 6,284        | 2,766               | 78.6%         |
|                        | Criminal      | 1,275        | 1,328        | 1,328        | 1,249        | 1,398        | 123                 | 9.6%          | 1,310          | 1,396        | 1,396        | 1,218        | 1,419        | 109                 | 8.3%          |
|                        | Small Claims  | 1,780        | 1,757        | 1,757        | 1,669        | 1,346        | -434                | -24.4%        | 1,618          | 1,872        | 1,872        | 1,788        | 1,393        | -225                | -13.9%        |
|                        | Civil         | 289          | 268          | 268          | 265          | 270          | -19                 | -6.6%         | 282            | 267          | 267          | 268          | 260          | -22                 | -7.8%         |
|                        | Juvenile      | 392          | 358          | 358          | 250          | 290          | -102                | -26.0%        | 359            | 364          | 364          | 302          | 257          | -102                | -28.4%        |
|                        | Child Support | 329          | 297          | 297          | 247          | 227          | -102                | -31.0%        | 591            | 274          | 274          | 259          | 206          | -385                | -65.1%        |
|                        | <b>Total</b>  | <b>7,709</b> | <b>7,102</b> | <b>7,102</b> | <b>8,461</b> | <b>9,772</b> | <b>2,063</b>        | <b>26.8%</b>  | <b>7,678</b>   | <b>7,540</b> | <b>7,540</b> | <b>7,430</b> | <b>9,819</b> | <b>2,141</b>        | <b>27.9%</b>  |
| Colbert                | Traffic       | 3,919        | 2,959        | 2,959        | 2,074        | 3,696        | -223                | -5.7%         | 3,999          | 3,167        | 3,167        | 2,060        | 3,427        | -572                | -14.3%        |
|                        | Criminal      | 794          | 710          | 710          | 597          | 540          | -254                | -32.0%        | 763            | 767          | 767          | 526          | 533          | -230                | -30.1%        |
|                        | Small Claims  | 1,432        | 1,518        | 1,518        | 1,148        | 1,040        | -392                | -27.4%        | 1,526          | 1,548        | 1,548        | 1,256        | 1,047        | -479                | -31.4%        |
|                        | Civil         | 276          | 263          | 263          | 252          | 316          | 40                  | 14.5%         | 309            | 270          | 270          | 268          | 279          | -30                 | -9.7%         |
|                        | Juvenile      | 713          | 836          | 836          | 516          | 536          | -177                | -24.8%        | 622            | 666          | 666          | 532          | 524          | -98                 | -15.8%        |
|                        | Child Support | 339          | 365          | 365          | 358          | 235          | -104                | -30.7%        | 404            | 363          | 363          | 350          | 265          | -139                | -34.4%        |
|                        | <b>Total</b>  | <b>7,473</b> | <b>6,651</b> | <b>6,651</b> | <b>4,945</b> | <b>6,363</b> | <b>-1,110</b>       | <b>-14.9%</b> | <b>7,623</b>   | <b>6,781</b> | <b>6,781</b> | <b>4,992</b> | <b>6,075</b> | <b>-1,548</b>       | <b>-20.3%</b> |

# DISTRICT COURT CASELOAD STATISTICS, FY 2017 - 2021

| County    | Jurisdiction  | Cases Filed   |               |               |               |               | Change 2017-2021 |               | Cases Disposed |               |               |               |               | Change 2017-2021 |               |
|-----------|---------------|---------------|---------------|---------------|---------------|---------------|------------------|---------------|----------------|---------------|---------------|---------------|---------------|------------------|---------------|
|           |               | 2017          | 2018          | 2019          | 2020          | 2021          | # +/-            | %             | 2017           | 2018          | 2019          | 2020          | 2021          | # +/-            | %             |
| Conecuh   | Traffic       | 2,371         | 2,049         | 2,901         | 2,398         | 2,372         | 1                | 0.0%          | 2,373          | 2,057         | 3,480         | 2,273         | 2,426         | 53               | 2.2%          |
|           | Criminal      | 478           | 308           | 342           | 210           | 214           | -264             | -55.2%        | 560            | 424           | 444           | 200           | 185           | -375             | -67.0%        |
|           | Small Claims  | 224           | 264           | 266           | 278           | 203           | -21              | -9.4%         | 282            | 252           | 263           | 261           | 205           | -77              | -27.3%        |
|           | Civil         | 45            | 35            | 43            | 44            | 47            | 2                | 4.4%          | 50             | 39            | 42            | 44            | 38            | -12              | -24.0%        |
|           | Juvenile      | 124           | 149           | 103           | 47            | 61            | -63              | -50.8%        | 111            | 145           | 235           | 64            | 64            | -47              | -42.3%        |
|           | Child Support | 279           | 236           | 266           | 190           | 89            | -190             | -68.1%        | 256            | 191           | 974           | 202           | 123           | -133             | -52.0%        |
|           | <b>Total</b>  | <b>3,521</b>  | <b>3,041</b>  | <b>3,921</b>  | <b>3,167</b>  | <b>2,986</b>  | <b>-535</b>      | <b>-15.2%</b> | <b>3,632</b>   | <b>3,108</b>  | <b>5,438</b>  | <b>3,044</b>  | <b>3,041</b>  | <b>-591</b>      | <b>-16.3%</b> |
| Coosa     | Traffic       | 2,591         | 1,436         | 2,229         | 2,128         | 1,999         | -592             | -22.8%        | 2,883          | 1,532         | 2,251         | 2,005         | 2,024         | -859             | -29.8%        |
|           | Criminal      | 687           | 522           | 691           | 524           | 533           | -154             | -22.4%        | 669            | 527           | 640           | 563           | 472           | -197             | -29.4%        |
|           | Small Claims  | 122           | 146           | 168           | 149           | 148           | 26               | 21.3%         | 97             | 123           | 146           | 141           | 154           | 57               | 58.8%         |
|           | Civil         | 33            | 27            | 21            | 32            | 27            | -6               | -18.2%        | 34             | 27            | 22            | 28            | 25            | -9               | -26.5%        |
|           | Juvenile      | 107           | 100           | 81            | 81            | 62            | -45              | -42.1%        | 140            | 93            | 85            | 65            | 67            | -73              | -52.1%        |
|           | Child Support | 72            | 53            | 69            | 59            | 58            | -14              | -19.4%        | 40             | 48            | 41            | 24            | 38            | -2               | -5.0%         |
|           | <b>Total</b>  | <b>3,612</b>  | <b>2,284</b>  | <b>3,259</b>  | <b>2,973</b>  | <b>2,827</b>  | <b>-785</b>      | <b>-21.7%</b> | <b>3,863</b>   | <b>2,350</b>  | <b>3,185</b>  | <b>2,826</b>  | <b>2,780</b>  | <b>-1,083</b>    | <b>-28.0%</b> |
| Covington | Traffic       | 2,104         | 2,374         | 3,073         | 4,015         | 4,404         | 2,300            | 109.3%        | 2,192          | 2,157         | 2,816         | 3,101         | 4,522         | 2,330            | 106.3%        |
|           | Criminal      | 2,482         | 2,221         | 1,914         | 1,976         | 1,712         | -770             | -31.0%        | 2,704          | 2,471         | 2,218         | 1,688         | 1,627         | -1,077           | -39.8%        |
|           | Small Claims  | 729           | 862           | 904           | 832           | 658           | -71              | -9.7%         | 546            | 683           | 783           | 1,184         | 642           | 96               | 17.6%         |
|           | Civil         | 169           | 177           | 180           | 170           | 197           | 28               | 16.6%         | 147            | 126           | 153           | 268           | 148           | 1                | 0.7%          |
|           | Juvenile      | 281           | 285           | 288           | 393           | 298           | 17               | 6.0%          | 278            | 272           | 261           | 394           | 273           | -5               | -1.8%         |
|           | Child Support | 379           | 251           | 320           | 238           | 252           | -127             | -33.5%        | 431            | 353           | 291           | 254           | 259           | -172             | -39.9%        |
|           | <b>Total</b>  | <b>6,144</b>  | <b>6,170</b>  | <b>6,679</b>  | <b>7,624</b>  | <b>7,521</b>  | <b>1,377</b>     | <b>22.4%</b>  | <b>6,298</b>   | <b>6,062</b>  | <b>6,522</b>  | <b>6,889</b>  | <b>7,471</b>  | <b>1,173</b>     | <b>18.6%</b>  |
| Crenshaw  | Traffic       | 1,738         | 1,980         | 2,281         | 2,834         | 2,625         | 887              | 51.0%         | 1,764          | 1,850         | 2,233         | 2,426         | 3,017         | 1,253            | 71.0%         |
|           | Criminal      | 519           | 748           | 679           | 598           | 757           | 238              | 45.9%         | 571            | 702           | 694           | 488           | 721           | 150              | 26.3%         |
|           | Small Claims  | 303           | 321           | 401           | 268           | 261           | -42              | -13.9%        | 257            | 327           | 334           | 343           | 252           | -5               | -1.9%         |
|           | Civil         | 48            | 50            | 76            | 78            | 71            | 23               | 47.9%         | 50             | 53            | 57            | 69            | 80            | 30               | 60.0%         |
|           | Juvenile      | 156           | 172           | 111           | 94            | 64            | -92              | -59.0%        | 170            | 147           | 111           | 88            | 63            | -107             | -62.9%        |
|           | Child Support | 141           | 85            | 98            | 58            | 44            | -97              | -68.8%        | 302            | 73            | 115           | 54            | 85            | -217             | -71.9%        |
|           | <b>Total</b>  | <b>2,905</b>  | <b>3,356</b>  | <b>3,646</b>  | <b>3,930</b>  | <b>3,822</b>  | <b>917</b>       | <b>31.6%</b>  | <b>3,114</b>   | <b>3,152</b>  | <b>3,544</b>  | <b>3,468</b>  | <b>4,218</b>  | <b>1,104</b>     | <b>35.5%</b>  |
| Cullman   | Traffic       | 4,745         | 4,357         | 6,472         | 8,644         | 8,602         | 3,857            | 81.3%         | 5,107          | 4,087         | 5,867         | 8,384         | 9,000         | 3,893            | 76.2%         |
|           | Criminal      | 3,636         | 3,914         | 4,530         | 3,150         | 2,601         | -1,035           | -28.5%        | 3,645          | 3,526         | 4,215         | 2,988         | 2,971         | -674             | -18.5%        |
|           | Small Claims  | 1,541         | 1,539         | 1,771         | 1,377         | 1,153         | -388             | -25.2%        | 1,199          | 1,259         | 1,291         | 1,508         | 1,827         | 628              | 52.4%         |
|           | Civil         | 288           | 316           | 383           | 453           | 422           | 134              | 46.5%         | 375            | 244           | 339           | 376           | 467           | 92               | 24.5%         |
|           | Juvenile      | 787           | 793           | 886           | 764           | 762           | -25              | -3.2%         | 755            | 801           | 760           | 759           | 671           | -84              | -11.1%        |
|           | Child Support | 427           | 384           | 404           | 386           | 342           | -85              | -19.9%        | 448            | 376           | 409           | 398           | 478           | 30               | 6.7%          |
|           | <b>Total</b>  | <b>11,424</b> | <b>11,303</b> | <b>14,446</b> | <b>14,774</b> | <b>13,882</b> | <b>2,458</b>     | <b>21.5%</b>  | <b>11,529</b>  | <b>10,293</b> | <b>12,881</b> | <b>14,413</b> | <b>15,414</b> | <b>3,885</b>     | <b>33.7%</b>  |
| Dale      | Traffic       | 3,420         | 2,802         | 3,517         | 4,172         | 5,200         | 1,780            | 52.0%         | 3,400          | 2,909         | 3,111         | 2,792         | 5,756         | 2,356            | 69.3%         |
|           | Criminal      | 1,204         | 1,025         | 1,036         | 1,022         | 1,091         | -113             | -9.4%         | 1,175          | 1,060         | 1,032         | 1,033         | 1,058         | -117             | -10.0%        |
|           | Small Claims  | 1,258         | 1,621         | 2,201         | 1,987         | 1,530         | 272              | 21.6%         | 1,064          | 1,928         | 2,129         | 1,984         | 1,468         | 404              | 38.0%         |
|           | Civil         | 258           | 240           | 327           | 314           | 305           | 47               | 18.2%         | 205            | 369           | 307           | 322           | 234           | 29               | 14.1%         |
|           | Juvenile      | 481           | 483           | 388           | 435           | 437           | -44              | -9.1%         | 431            | 393           | 413           | 413           | 345           | 0                | 0.0%          |
|           | Child Support | 417           | 338           | 271           | 306           | 297           | -120             | -28.8%        | 387            | 360           | 315           | 277           | 292           | -95              | -24.5%        |
|           | <b>Total</b>  | <b>7,038</b>  | <b>6,509</b>  | <b>7,740</b>  | <b>8,236</b>  | <b>8,860</b>  | <b>1,822</b>     | <b>25.9%</b>  | <b>6,662</b>   | <b>7,019</b>  | <b>7,307</b>  | <b>6,821</b>  | <b>9,153</b>  | <b>2,491</b>     | <b>37.4%</b>  |
| Dallas    | Traffic       | 3,422         | 2,843         | 5,747         | 5,248         | 5,780         | 2,358            | 68.9%         | 2,325          | 2,098         | 3,477         | 3,113         | 3,503         | 1,178            | 50.7%         |
|           | Criminal      | 1,060         | 1,422         | 1,326         | 1,352         | 801           | -259             | -24.4%        | 1,008          | 1,257         | 1,129         | 1,272         | 841           | -167             | -16.6%        |
|           | Small Claims  | 951           | 994           | 1,033         | 861           | 710           | -241             | -25.3%        | 742            | 869           | 890           | 907           | 794           | 52               | 7.0%          |
|           | Civil         | 242           | 191           | 278           | 217           | 228           | -14              | -5.8%         | 224            | 184           | 199           | 223           | 192           | -32              | -14.3%        |
|           | Juvenile      | 403           | 349           | 420           | 250           | 227           | -176             | -43.7%        | 360            | 307           | 357           | 221           | 140           | -220             | -61.1%        |
|           | Child Support | 691           | 440           | 400           | 269           | 366           | -325             | -47.0%        | 845            | 622           | 530           | 677           | 434           | -411             | -48.6%        |
|           | <b>Total</b>  | <b>6,769</b>  | <b>6,239</b>  | <b>9,204</b>  | <b>8,197</b>  | <b>8,112</b>  | <b>1,343</b>     | <b>19.8%</b>  | <b>5,504</b>   | <b>5,337</b>  | <b>6,582</b>  | <b>6,413</b>  | <b>5,904</b>  | <b>400</b>       | <b>7.3%</b>   |



# DISTRICT COURT CASELOAD STATISTICS, FY 2017 - 2021

| County    | Jurisdiction  | Cases Filed   |               |               |               |               | Change<br>2017-2021 |               | Cases Disposed |               |               |               |               | Change<br>2017-2021 |               |
|-----------|---------------|---------------|---------------|---------------|---------------|---------------|---------------------|---------------|----------------|---------------|---------------|---------------|---------------|---------------------|---------------|
|           |               | 2017          | 2018          | 2019          | 2020          | 2021          | # +/-               | %             | 2017           | 2018          | 2019          | 2020          | 2021          | # +/-               | %             |
| Conecuh   | Traffic       | 2,371         | 2,049         | 2,901         | 2,398         | 2,372         | 1                   | 0.0%          | 2,373          | 2,057         | 3,480         | 2,273         | 2,426         | 53                  | 2.2%          |
|           | Criminal      | 478           | 308           | 342           | 210           | 214           | -264                | -55.2%        | 560            | 424           | 444           | 200           | 185           | -375                | -67.0%        |
|           | Small Claims  | 224           | 264           | 266           | 278           | 203           | -21                 | -9.4%         | 282            | 252           | 263           | 261           | 205           | -77                 | -27.3%        |
|           | Civil         | 45            | 35            | 43            | 44            | 47            | 2                   | 4.4%          | 50             | 39            | 42            | 44            | 38            | -12                 | -24.0%        |
|           | Juvenile      | 124           | 149           | 103           | 47            | 61            | -63                 | -50.8%        | 111            | 145           | 235           | 64            | 64            | -47                 | -42.3%        |
|           | Child Support | 279           | 236           | 266           | 190           | 89            | -190                | -68.1%        | 256            | 191           | 974           | 202           | 123           | -133                | -52.0%        |
|           | <b>Total</b>  | <b>3,521</b>  | <b>3,041</b>  | <b>3,921</b>  | <b>3,167</b>  | <b>2,986</b>  | <b>-535</b>         | <b>-15.2%</b> | <b>3,632</b>   | <b>3,108</b>  | <b>5,438</b>  | <b>3,044</b>  | <b>3,041</b>  | <b>-591</b>         | <b>-16.3%</b> |
| Coosa     | Traffic       | 2,591         | 1,436         | 2,229         | 2,128         | 1,999         | -592                | -22.8%        | 2,883          | 1,532         | 2,251         | 2,005         | 2,024         | -859                | -29.8%        |
|           | Criminal      | 687           | 522           | 691           | 524           | 533           | -154                | -22.4%        | 669            | 527           | 640           | 563           | 472           | -197                | -29.4%        |
|           | Small Claims  | 122           | 146           | 168           | 149           | 148           | 26                  | 21.3%         | 97             | 123           | 146           | 141           | 154           | 57                  | 58.8%         |
|           | Civil         | 33            | 27            | 21            | 32            | 27            | -6                  | -18.2%        | 34             | 27            | 22            | 28            | 25            | -9                  | -26.5%        |
|           | Juvenile      | 107           | 100           | 81            | 81            | 62            | -45                 | -42.1%        | 140            | 93            | 85            | 65            | 67            | -73                 | -52.1%        |
|           | Child Support | 72            | 53            | 69            | 59            | 58            | -14                 | -19.4%        | 40             | 48            | 41            | 24            | 38            | -2                  | -5.0%         |
|           | <b>Total</b>  | <b>3,612</b>  | <b>2,284</b>  | <b>3,259</b>  | <b>2,973</b>  | <b>2,827</b>  | <b>-785</b>         | <b>-21.7%</b> | <b>3,863</b>   | <b>2,350</b>  | <b>3,185</b>  | <b>2,826</b>  | <b>2,780</b>  | <b>-1,083</b>       | <b>-28.0%</b> |
| Covington | Traffic       | 2,104         | 2,374         | 3,073         | 4,015         | 4,404         | 2,300               | 109.3%        | 2,192          | 2,157         | 2,816         | 3,101         | 4,522         | 2,330               | 106.3%        |
|           | Criminal      | 2,482         | 2,221         | 1,914         | 1,976         | 1,712         | -770                | -31.0%        | 2,704          | 2,471         | 2,218         | 1,688         | 1,627         | -1,077              | -39.8%        |
|           | Small Claims  | 729           | 862           | 904           | 832           | 658           | -71                 | -9.7%         | 546            | 683           | 783           | 1,184         | 642           | 96                  | 17.6%         |
|           | Civil         | 169           | 177           | 180           | 170           | 197           | 28                  | 16.6%         | 147            | 126           | 153           | 268           | 148           | 1                   | 0.7%          |
|           | Juvenile      | 281           | 285           | 288           | 393           | 298           | 17                  | 6.0%          | 278            | 272           | 261           | 394           | 273           | -5                  | -1.8%         |
|           | Child Support | 379           | 251           | 320           | 238           | 252           | -127                | -33.5%        | 431            | 353           | 291           | 254           | 259           | -172                | -39.9%        |
|           | <b>Total</b>  | <b>6,144</b>  | <b>6,170</b>  | <b>6,679</b>  | <b>7,624</b>  | <b>7,521</b>  | <b>1,377</b>        | <b>22.4%</b>  | <b>6,298</b>   | <b>6,062</b>  | <b>6,522</b>  | <b>6,889</b>  | <b>7,471</b>  | <b>1,173</b>        | <b>18.6%</b>  |
| Crenshaw  | Traffic       | 1,738         | 1,980         | 2,281         | 2,834         | 2,625         | 887                 | 51.0%         | 1,764          | 1,850         | 2,233         | 2,426         | 3,017         | 1,253               | 71.0%         |
|           | Criminal      | 519           | 748           | 679           | 598           | 757           | 238                 | 45.9%         | 571            | 702           | 694           | 488           | 721           | 150                 | 26.3%         |
|           | Small Claims  | 303           | 321           | 401           | 268           | 261           | -42                 | -13.9%        | 257            | 327           | 334           | 343           | 252           | -5                  | -1.9%         |
|           | Civil         | 48            | 50            | 76            | 78            | 71            | 23                  | 47.9%         | 50             | 53            | 57            | 69            | 80            | 30                  | 60.0%         |
|           | Juvenile      | 156           | 172           | 111           | 94            | 64            | -92                 | -59.0%        | 170            | 147           | 111           | 88            | 63            | -107                | -62.9%        |
|           | Child Support | 141           | 85            | 98            | 58            | 44            | -97                 | -68.8%        | 302            | 73            | 115           | 54            | 85            | -217                | -71.9%        |
|           | <b>Total</b>  | <b>2,905</b>  | <b>3,356</b>  | <b>3,646</b>  | <b>3,930</b>  | <b>3,822</b>  | <b>917</b>          | <b>31.6%</b>  | <b>3,114</b>   | <b>3,152</b>  | <b>3,544</b>  | <b>3,468</b>  | <b>4,218</b>  | <b>1,104</b>        | <b>35.5%</b>  |
| Cullman   | Traffic       | 4,745         | 4,357         | 6,472         | 8,644         | 8,602         | 3,857               | 81.3%         | 5,107          | 4,087         | 5,867         | 8,384         | 9,000         | 3,893               | 76.2%         |
|           | Criminal      | 3,636         | 3,914         | 4,530         | 3,150         | 2,601         | -1,035              | -28.5%        | 3,645          | 3,526         | 4,215         | 2,988         | 2,971         | -674                | -18.5%        |
|           | Small Claims  | 1,541         | 1,539         | 1,771         | 1,377         | 1,153         | -388                | -25.2%        | 1,199          | 1,259         | 1,291         | 1,508         | 1,827         | 628                 | 52.4%         |
|           | Civil         | 288           | 316           | 383           | 453           | 422           | 134                 | 46.5%         | 375            | 244           | 339           | 376           | 467           | 92                  | 24.5%         |
|           | Juvenile      | 787           | 793           | 886           | 764           | 762           | -25                 | -3.2%         | 755            | 801           | 760           | 759           | 671           | -84                 | -11.1%        |
|           | Child Support | 427           | 384           | 404           | 386           | 342           | -85                 | -19.9%        | 448            | 376           | 409           | 398           | 478           | 30                  | 6.7%          |
|           | <b>Total</b>  | <b>11,424</b> | <b>11,303</b> | <b>14,446</b> | <b>14,774</b> | <b>13,882</b> | <b>2,458</b>        | <b>21.5%</b>  | <b>11,529</b>  | <b>10,293</b> | <b>12,881</b> | <b>14,413</b> | <b>15,414</b> | <b>3,885</b>        | <b>33.7%</b>  |
| Dale      | Traffic       | 3,420         | 2,802         | 3,517         | 4,172         | 5,200         | 1,780               | 52.0%         | 3,400          | 2,909         | 3,111         | 2,792         | 5,756         | 2,356               | 69.3%         |
|           | Criminal      | 1,204         | 1,025         | 1,036         | 1,022         | 1,091         | -113                | -9.4%         | 1,175          | 1,060         | 1,032         | 1,033         | 1,058         | -117                | -10.0%        |
|           | Small Claims  | 1,258         | 1,621         | 2,201         | 1,987         | 1,530         | 272                 | 21.6%         | 1,064          | 1,928         | 2,129         | 1,984         | 1,468         | 404                 | 38.0%         |
|           | Civil         | 258           | 240           | 327           | 314           | 305           | 47                  | 18.2%         | 205            | 369           | 307           | 322           | 234           | 29                  | 14.1%         |
|           | Juvenile      | 481           | 483           | 388           | 435           | 437           | -44                 | -9.1%         | 431            | 393           | 413           | 413           | 345           | 0                   | 0.0%          |
|           | Child Support | 417           | 338           | 271           | 306           | 297           | -120                | -28.8%        | 387            | 360           | 315           | 277           | 292           | -95                 | -24.5%        |
|           | <b>Total</b>  | <b>7,038</b>  | <b>6,509</b>  | <b>7,740</b>  | <b>8,236</b>  | <b>8,860</b>  | <b>1,822</b>        | <b>25.9%</b>  | <b>6,662</b>   | <b>7,019</b>  | <b>7,307</b>  | <b>6,821</b>  | <b>9,153</b>  | <b>2,491</b>        | <b>37.4%</b>  |
| Dallas    | Traffic       | 3,422         | 2,843         | 5,747         | 5,248         | 5,780         | 2,358               | 68.9%         | 2,325          | 2,098         | 3,477         | 3,113         | 3,503         | 1,178               | 50.7%         |
|           | Criminal      | 1,060         | 1,422         | 1,326         | 1,352         | 801           | -259                | -24.4%        | 1,008          | 1,257         | 1,129         | 1,272         | 841           | -167                | -16.6%        |
|           | Small Claims  | 951           | 994           | 1,033         | 861           | 710           | -241                | -25.3%        | 742            | 869           | 890           | 907           | 794           | 52                  | 7.0%          |
|           | Civil         | 242           | 191           | 278           | 217           | 228           | -14                 | -5.8%         | 224            | 184           | 199           | 223           | 192           | -32                 | -14.3%        |
|           | Juvenile      | 403           | 349           | 420           | 250           | 227           | -176                | -43.7%        | 360            | 307           | 357           | 221           | 140           | -220                | -61.1%        |
|           | Child Support | 691           | 440           | 400           | 269           | 366           | -325                | -47.0%        | 845            | 622           | 530           | 677           | 434           | -411                | -48.6%        |
|           | <b>Total</b>  | <b>6,769</b>  | <b>6,239</b>  | <b>9,204</b>  | <b>8,197</b>  | <b>8,112</b>  | <b>1,343</b>        | <b>19.8%</b>  | <b>5,504</b>   | <b>5,337</b>  | <b>6,582</b>  | <b>6,413</b>  | <b>5,904</b>  | <b>400</b>          | <b>7.3%</b>   |

# DISTRICT COURT CASELOAD STATISTICS, FY 2017 - 2021

| County   | Jurisdiction  | Cases Filed   |               |               |               |               | Change<br>2017-2021 |              | Cases Disposed |               |               |               |               | Change<br>2017-2021 |              |
|----------|---------------|---------------|---------------|---------------|---------------|---------------|---------------------|--------------|----------------|---------------|---------------|---------------|---------------|---------------------|--------------|
|          |               | 2017          | 2018          | 2019          | 2020          | 2021          | # +/-               | %            | 2017           | 2018          | 2019          | 2020          | 2021          | # +/-               | %            |
| DeKalb   | Traffic       | 3,287         | 3,417         | 3,671         | 4,806         | 5,162         | 1,875               | 57.0%        | 3,567          | 3,233         | 3,488         | 3,832         | 5,620         | 2,053               | 57.6%        |
|          | Criminal      | 3,460         | 3,525         | 3,686         | 3,726         | 3,610         | 150                 | 4.3%         | 3,980          | 3,425         | 3,906         | 3,314         | 3,996         | 16                  | 0.4%         |
|          | Small Claims  | 1,483         | 1,490         | 1,438         | 1,079         | 1,061         | -422                | -28.5%       | 1,334          | 1,389         | 1,581         | 1,284         | 1,158         | -176                | -13.2%       |
|          | Civil         | 208           | 227           | 270           | 262           | 295           | 87                  | 41.8%        | 224            | 233           | 242           | 260           | 298           | 74                  | 33.0%        |
|          | Juvenile      | 590           | 683           | 592           | 479           | 567           | -23                 | -3.9%        | 543            | 538           | 645           | 492           | 537           | -6                  | -1.1%        |
|          | Child Support | 384           | 264           | 280           | 271           | 252           | -132                | -34.4%       | 375            | 305           | 240           | 270           | 407           | 32                  | 8.5%         |
|          | <b>Total</b>  | <b>9,412</b>  | <b>9,606</b>  | <b>9,937</b>  | <b>10,623</b> | <b>10,947</b> | <b>1,535</b>        | <b>16.3%</b> | <b>10,023</b>  | <b>9,123</b>  | <b>10,102</b> | <b>9,452</b>  | <b>12,016</b> | <b>1,993</b>        | <b>19.9%</b> |
| Elmore   | Traffic       | 3,648         | 3,898         | 5,402         | 7,255         | 9,369         | 5,721               | 156.8%       | 3,709          | 3,557         | 5,288         | 6,358         | 9,978         | 6,269               | 169.0%       |
|          | Criminal      | 2,467         | 2,621         | 2,774         | 2,565         | 3,100         | 633                 | 25.7%        | 2,454          | 2,583         | 2,742         | 2,475         | 3,223         | 769                 | 31.3%        |
|          | Small Claims  | 1,275         | 1,526         | 1,528         | 1,285         | 1,131         | -144                | -11.3%       | 1,255          | 1,504         | 1,365         | 1,432         | 1,084         | -171                | -13.6%       |
|          | Civil         | 347           | 343           | 418           | 379           | 401           | 54                  | 15.6%        | 333            | 314           | 385           | 425           | 382           | 49                  | 14.7%        |
|          | Juvenile      | 697           | 685           | 820           | 689           | 658           | -39                 | -5.6%        | 625            | 628           | 791           | 672           | 593           | -32                 | -5.1%        |
|          | Child Support | 697           | 433           | 373           | 389           | 397           | -300                | -43.0%       | 781            | 546           | 469           | 409           | 458           | -323                | -41.4%       |
|          | <b>Total</b>  | <b>9,131</b>  | <b>9,506</b>  | <b>11,315</b> | <b>12,562</b> | <b>15,056</b> | <b>5,925</b>        | <b>64.9%</b> | <b>9,157</b>   | <b>9,132</b>  | <b>11,040</b> | <b>11,771</b> | <b>15,718</b> | <b>6,561</b>        | <b>71.7%</b> |
| Escambia | Traffic       | 4,379         | 4,185         | 3,882         | 5,861         | 7,256         | 2,877               | 65.7%        | 4,307          | 4,443         | 3,615         | 4,457         | 6,300         | 1,993               | 46.3%        |
|          | Criminal      | 2,168         | 2,455         | 2,146         | 1,454         | 1,303         | -865                | -39.9%       | 1,829          | 2,151         | 1,601         | 1,601         | 1,909         | 80                  | 4.4%         |
|          | Small Claims  | 598           | 611           | 710           | 657           | 512           | -86                 | -14.4%       | 388            | 507           | 586           | 609           | 514           | 126                 | 32.5%        |
|          | Civil         | 173           | 126           | 153           | 162           | 173           | 0                   | 0.0%         | 129            | 113           | 105           | 124           | 165           | 36                  | 27.9%        |
|          | Juvenile      | 568           | 573           | 521           | 401           | 400           | -168                | -29.6%       | 514            | 536           | 521           | 483           | 420           | -94                 | -18.3%       |
|          | Child Support | 550           | 364           | 232           | 213           | 257           | -293                | -53.3%       | 612            | 318           | 283           | 254           | 238           | -374                | -61.1%       |
|          | <b>Total</b>  | <b>8,436</b>  | <b>8,314</b>  | <b>7,644</b>  | <b>8,748</b>  | <b>9,901</b>  | <b>1,465</b>        | <b>17.4%</b> | <b>7,779</b>   | <b>8,068</b>  | <b>6,711</b>  | <b>7,528</b>  | <b>9,546</b>  | <b>1,767</b>        | <b>22.7%</b> |
| Etowah   | Traffic       | 6,885         | 5,321         | 4,120         | 5,790         | 7,807         | 922                 | 13.4%        | 6,324          | 5,698         | 4,674         | 5,409         | 7,950         | 1,626               | 25.7%        |
|          | Criminal      | 4,560         | 4,658         | 4,611         | 3,705         | 3,496         | -1,064              | -23.3%       | 3,969          | 4,585         | 4,791         | 3,897         | 3,644         | -325                | -8.2%        |
|          | Small Claims  | 2,614         | 2,836         | 3,505         | 2,764         | 2,038         | -576                | -22.0%       | 2,395          | 2,955         | 3,226         | 2,769         | 2,522         | 127                 | 5.3%         |
|          | Civil         | 832           | 928           | 1,072         | 835           | 857           | 25                  | 3.0%         | 714            | 953           | 927           | 758           | 1,036         | 322                 | 45.1%        |
|          | Juvenile      | 904           | 854           | 855           | 716           | 782           | -122                | -13.5%       | 854            | 835           | 881           | 651           | 735           | -119                | -13.9%       |
|          | Child Support | 687           | 508           | 500           | 412           | 398           | -289                | -42.1%       | 636            | 440           | 486           | 419           | 422           | -214                | -33.6%       |
|          | <b>Total</b>  | <b>16,482</b> | <b>15,105</b> | <b>14,663</b> | <b>14,222</b> | <b>15,378</b> | <b>-1,104</b>       | <b>-6.7%</b> | <b>14,892</b>  | <b>15,466</b> | <b>14,985</b> | <b>13,903</b> | <b>16,309</b> | <b>1,417</b>        | <b>9.5%</b>  |
| Fayette  | Traffic       | 792           | 994           | 1,328         | 1,306         | 1,450         | 658                 | 83.1%        | 717            | 985           | 1,441         | 1,166         | 1,554         | 837                 | 116.7%       |
|          | Criminal      | 921           | 1,132         | 744           | 1,000         | 811           | -110                | -11.9%       | 846            | 1,306         | 856           | 875           | 894           | 48                  | 5.7%         |
|          | Small Claims  | 334           | 319           | 361           | 259           | 282           | -52                 | -15.6%       | 385            | 316           | 346           | 265           | 288           | -97                 | -25.2%       |
|          | Civil         | 39            | 43            | 45            | 57            | 61            | 22                  | 56.4%        | 87             | 53            | 39            | 45            | 73            | -14                 | -16.1%       |
|          | Juvenile      | 175           | 167           | 135           | 97            | 113           | -62                 | -35.4%       | 53             | 90            | 91            | 66            | 97            | 44                  | 83.0%        |
|          | Child Support | 181           | 170           | 153           | 121           | 105           | -76                 | -42.0%       | 165            | 229           | 153           | 115           | 97            | -68                 | -41.2%       |
|          | <b>Total</b>  | <b>2,442</b>  | <b>2,825</b>  | <b>2,766</b>  | <b>2,840</b>  | <b>2,822</b>  | <b>380</b>          | <b>15.6%</b> | <b>2,253</b>   | <b>2,979</b>  | <b>2,926</b>  | <b>2,532</b>  | <b>3,003</b>  | <b>750</b>          | <b>33.3%</b> |
| Franklin | Traffic       | 2,016         | 1,978         | 2,273         | 1,725         | 1,883         | -133                | -6.6%        | 2,143          | 1,923         | 2,305         | 1,896         | 1,746         | -397                | -18.5%       |
|          | Criminal      | 1,407         | 1,518         | 1,412         | 1,332         | 1,658         | 251                 | 17.8%        | 1,353          | 1,562         | 1,382         | 1,253         | 1,720         | 367                 | 27.1%        |
|          | Small Claims  | 568           | 604           | 599           | 505           | 406           | -162                | -28.5%       | 534            | 660           | 588           | 488           | 456           | -78                 | -14.6%       |
|          | Civil         | 107           | 132           | 101           | 104           | 91            | -16                 | -15.0%       | 112            | 130           | 115           | 95            | 86            | -26                 | -23.2%       |
|          | Juvenile      | 391           | 329           | 342           | 296           | 357           | -34                 | -8.7%        | 389            | 321           | 323           | 311           | 340           | -49                 | -12.6%       |
|          | Child Support | 112           | 163           | 167           | 140           | 171           | 59                  | 52.7%        | 138            | 183           | 136           | 138           | 148           | 10                  | 7.2%         |
|          | <b>Total</b>  | <b>4,601</b>  | <b>4,724</b>  | <b>4,894</b>  | <b>4,102</b>  | <b>4,566</b>  | <b>-35</b>          | <b>-0.8%</b> | <b>4,669</b>   | <b>4,779</b>  | <b>4,849</b>  | <b>4,181</b>  | <b>4,496</b>  | <b>-173</b>         | <b>-3.7%</b> |
| Geneva   | Traffic       | 3,049         | 2,348         | 941           | 2,047         | 3,299         | 250                 | 8.2%         | 2,870          | 2,666         | 1,130         | 1,436         | 3,050         | 180                 | 6.3%         |
|          | Criminal      | 1,237         | 1,141         | 950           | 766           | 934           | -303                | -24.5%       | 1,201          | 1,218         | 957           | 792           | 813           | -388                | -32.3%       |
|          | Small Claims  | 439           | 419           | 698           | 544           | 479           | 40                  | 9.1%         | 379            | 395           | 559           | 670           | 481           | 102                 | 26.9%        |
|          | Civil         | 104           | 113           | 116           | 123           | 114           | 10                  | 9.6%         | 96             | 104           | 124           | 114           | 87            | -9                  | -9.4%        |
|          | Juvenile      | 415           | 331           | 313           | 324           | 268           | -147                | -35.4%       | 434            | 419           | 388           | 332           | 228           | -206                | -47.5%       |
|          | Child Support | 235           | 163           | 201           | 193           | 230           | -5                  | -2.1%        | 284            | 195           | 173           | 234           | 249           | -35                 | -12.3%       |
|          | <b>Total</b>  | <b>5,479</b>  | <b>4,515</b>  | <b>3,219</b>  | <b>3,997</b>  | <b>5,324</b>  | <b>-155</b>         | <b>-2.8%</b> | <b>5,264</b>   | <b>4,997</b>  | <b>3,331</b>  | <b>3,578</b>  | <b>4,908</b>  | <b>-356</b>         | <b>-6.8%</b> |

# DISTRICT COURT CASELOAD STATISTICS, FY 2017 - 2021

| County                    | Jurisdiction  | Cases Filed   |               |               |               |               | Change<br>2017-2021 |               | Cases Disposed |               |               |               |               | Change<br>2017-2021 |              |
|---------------------------|---------------|---------------|---------------|---------------|---------------|---------------|---------------------|---------------|----------------|---------------|---------------|---------------|---------------|---------------------|--------------|
|                           |               | 2017          | 2018          | 2019          | 2020          | 2021          | # +/-               | %             | 2017           | 2018          | 2019          | 2020          | 2021          | # +/-               | %            |
| Greene                    | Traffic       | 2,332         | 1,180         | 1,368         | 1,667         | 2,657         | 325                 | 13.9%         | 2,428          | 1,263         | 1,383         | 1,335         | 2,766         | 338                 | 13.9%        |
|                           | Criminal      | 463           | 380           | 331           | 248           | 277           | -186                | -40.2%        | 444            | 329           | 402           | 255           | 288           | -156                | -35.1%       |
|                           | Small Claims  | 142           | 151           | 142           | 154           | 122           | -20                 | -14.1%        | 147            | 143           | 154           | 154           | 142           | -5                  | -3.4%        |
|                           | Civil         | 36            | 31            | 31            | 31            | 26            | -10                 | -27.8%        | 32             | 41            | 22            | 32            | 27            | -5                  | -15.6%       |
|                           | Juvenile      | 78            | 83            | 49            | 37            | 121           | 43                  | 55.1%         | 70             | 72            | 51            | 34            | 17            | -53                 | -75.7%       |
|                           | Child Support | 138           | 87            | 69            | 59            | 51            | -87                 | -63.0%        | 203            | 145           | 105           | 32            | 63            | -140                | -69.0%       |
|                           | <b>Total</b>  |               | <b>3,189</b>  | <b>1,912</b>  | <b>1,990</b>  | <b>2,196</b>  | <b>3,254</b>        | <b>65</b>     | <b>2.0%</b>    | <b>3,324</b>  | <b>1,993</b>  | <b>2,117</b>  | <b>1,842</b>  | <b>3,303</b>        | <b>-21</b>   |
| Hale                      | Traffic       | 2,748         | 2,301         | 2,828         | 2,209         | 3,110         | 362                 | 13.2%         | 2,739          | 2,293         | 2,842         | 1,826         | 3,438         | 699                 | 25.5%        |
|                           | Criminal      | 490           | 551           | 471           | 426           | 350           | -140                | -28.6%        | 515            | 518           | 469           | 399           | 400           | -115                | -22.3%       |
|                           | Small Claims  | 313           | 352           | 352           | 323           | 287           | -26                 | -8.3%         | 323            | 346           | 358           | 329           | 326           | 3                   | 0.9%         |
|                           | Civil         | 42            | 48            | 64            | 63            | 56            | 14                  | 33.3%         | 48             | 47            | 54            | 69            | 49            | 1                   | 2.1%         |
|                           | Juvenile      | 133           | 136           | 120           | 112           | 99            | -34                 | -25.6%        | 101            | 139           | 116           | 109           | 110           | 9                   | 8.9%         |
|                           | Child Support | 246           | 133           | 134           | 95            | 68            | -178                | -72.4%        | 290            | 178           | 182           | 104           | 84            | -206                | -71.0%       |
|                           | <b>Total</b>  |               | <b>3,972</b>  | <b>3,521</b>  | <b>3,969</b>  | <b>3,228</b>  | <b>3,970</b>        | <b>-2</b>     | <b>-0.1%</b>   | <b>4,016</b>  | <b>3,521</b>  | <b>4,021</b>  | <b>2,836</b>  | <b>4,407</b>        | <b>391</b>   |
| Henry                     | Traffic       | 3,151         | 2,663         | 2,831         | 1,940         | 4,707         | 1,556               | 49.4%         | 3,237          | 2,924         | 2,536         | 1,992         | 4,398         | 1,161               | 35.9%        |
|                           | Criminal      | 1,183         | 964           | 868           | 602           | 692           | -491                | -41.5%        | 1,230          | 1,034         | 888           | 669           | 642           | -588                | -47.8%       |
|                           | Small Claims  | 435           | 418           | 496           | 378           | 305           | -130                | -29.9%        | 366            | 478           | 410           | 398           | 297           | -69                 | -18.9%       |
|                           | Civil         | 45            | 52            | 61            | 82            | 70            | 25                  | 55.6%         | 43             | 33            | 51            | 62            | 71            | 28                  | 65.1%        |
|                           | Juvenile      | 184           | 186           | 133           | 194           | 141           | -43                 | -23.4%        | 146            | 209           | 157           | 203           | 151           | 5                   | 3.4%         |
|                           | Child Support | 121           | 86            | 80            | 53            | 61            | -60                 | -49.6%        | 178            | 74            | 63            | 58            | 58            | -120                | -67.4%       |
|                           | <b>Total</b>  |               | <b>5,119</b>  | <b>4,369</b>  | <b>4,469</b>  | <b>3,249</b>  | <b>5,976</b>        | <b>857</b>    | <b>16.7%</b>   | <b>5,200</b>  | <b>4,752</b>  | <b>4,105</b>  | <b>3,382</b>  | <b>5,617</b>        | <b>417</b>   |
| Houston                   | Traffic       | 5,861         | 5,423         | 4,830         | 5,473         | 7,163         | 1,302               | 22.2%         | 6,096          | 5,600         | 4,742         | 4,271         | 8,276         | 2,180               | 35.8%        |
|                           | Criminal      | 5,026         | 4,843         | 4,532         | 3,802         | 5,086         | 60                  | 1.2%          | 5,024          | 4,667         | 4,827         | 3,139         | 5,694         | 670                 | 13.3%        |
|                           | Small Claims  | 4,656         | 4,588         | 4,559         | 3,816         | 3,494         | -1,162              | -25.0%        | 3,873          | 3,982         | 5,432         | 3,659         | 3,414         | -459                | -11.9%       |
|                           | Civil         | 908           | 875           | 862           | 901           | 929           | 21                  | 2.3%          | 691            | 734           | 1,321         | 744           | 832           | 141                 | 20.4%        |
|                           | <b>Total</b>  |               | <b>16,451</b> | <b>15,729</b> | <b>14,783</b> | <b>13,992</b> | <b>16,672</b>       | <b>221</b>    | <b>1.3%</b>    | <b>15,684</b> | <b>14,983</b> | <b>16,322</b> | <b>11,813</b> | <b>18,216</b>       | <b>2,532</b> |
| Jackson                   | Traffic       | 2,843         | 2,596         | 2,419         | 2,955         | 3,977         | 1,134               | 39.9%         | 3,068          | 2,599         | 2,453         | 2,484         | 4,163         | 1,095               | 35.7%        |
|                           | Criminal      | 3,609         | 3,695         | 3,791         | 2,898         | 2,968         | -641                | -17.8%        | 4,275          | 4,045         | 3,774         | 3,155         | 3,317         | -958                | -22.4%       |
|                           | Small Claims  | 1,099         | 1,127         | 1,138         | 900           | 823           | -276                | -25.1%        | 980            | 918           | 1,140         | 972           | 851           | -129                | -13.2%       |
|                           | Civil         | 155           | 190           | 270           | 202           | 255           | 100                 | 64.5%         | 146            | 141           | 222           | 192           | 209           | 63                  | 43.2%        |
|                           | Juvenile      | 383           | 435           | 421           | 352           | 374           | -9                  | -2.3%         | 378            | 416           | 363           | 344           | 437           | 59                  | 15.6%        |
|                           | Child Support | 346           | 281           | 277           | 202           | 183           | -163                | -47.1%        | 515            | 267           | 246           | 265           | 197           | -318                | -61.7%       |
|                           | <b>Total</b>  |               | <b>8,435</b>  | <b>8,324</b>  | <b>8,316</b>  | <b>7,509</b>  | <b>8,580</b>        | <b>145</b>    | <b>1.7%</b>    | <b>9,362</b>  | <b>8,386</b>  | <b>8,198</b>  | <b>7,412</b>  | <b>9,174</b>        | <b>-188</b>  |
| Jefferson -<br>Bessemer   | Traffic       | 3,726         | 4,836         | 3,949         | 4,935         | 4,468         | 742                 | 19.9%         | 3,040          | 3,678         | 3,763         | 3,603         | 5,205         | 2,165               | 71.2%        |
| Criminal                  | 4,004         | 4,200         | 3,769         | 4,161         | 4,055         | 51            | 1.3%                | 3,694         | 3,824          | 4,057         | 3,766         | 4,175         | 481           | 13.0%               |              |
| Small Claims              | 1,733         | 2,627         | 2,550         | 1,657         | 1,713         | -20           | -1.2%               | 1,278         | 1,795          | 3,043         | 1,733         | 1,747         | 469           | 36.7%               |              |
| Civil                     | 931           | 1,017         | 1,198         | 998           | 853           | -78           | -8.4%               | 925           | 819            | 645           | 608           | 627           | -298          | -32.2%              |              |
| <b>Total</b>              |               | <b>10,394</b> | <b>12,680</b> | <b>11,466</b> | <b>11,751</b> | <b>11,089</b> | <b>695</b>          | <b>6.7%</b>   | <b>8,937</b>   | <b>10,116</b> | <b>11,508</b> | <b>9,710</b>  | <b>11,754</b> | <b>2,817</b>        | <b>31.5%</b> |
| Jefferson -<br>Birmingham | Traffic       | 22,051        | 20,689        | 15,383        | 17,825        | 19,259        | -2,792              | -12.7%        | 21,519         | 17,836        | 11,574        | 12,911        | 17,704        | -3,815              | -17.7%       |
| Criminal                  | 13,042        | 13,769        | 13,835        | 11,082        | 12,745        | -297          | -2.3%               | 12,779        | 13,211         | 11,864        | 8,385         | 13,893        | 1,114         | 8.7%                |              |
| Small Claims              | 10,219        | 10,205        | 11,352        | 10,004        | 8,551         | -1,668        | -16.3%              | 8,790         | 10,410         | 9,477         | 9,311         | 9,819         | 1,029         | 11.7%               |              |
| Civil                     | 6,403         | 6,669         | 7,058         | 5,389         | 5,572         | -831          | -13.0%              | 6,352         | 6,446          | 6,371         | 5,309         | 5,502         | -850          | -13.4%              |              |
| <b>Total</b>              |               | <b>51,715</b> | <b>51,332</b> | <b>47,628</b> | <b>44,300</b> | <b>46,127</b> | <b>-5,588</b>       | <b>-10.8%</b> | <b>49,440</b>  | <b>47,903</b> | <b>39,286</b> | <b>35,916</b> | <b>46,918</b> | <b>-2,522</b>       | <b>-5.1%</b> |
| Jefferson                 | Traffic       | 25,777        | 25,525        | 19,332        | 22,760        | 23,727        | -6,518              | -25.3%        | 24,559         | 21,514        | 15,337        | 16,514        | 22,909        | -1,650              | -6.7%        |
| Criminal                  | 17,046        | 17,969        | 17,604        | 15,243        | 16,800        | -4,301        | -25.2%              | 16,473        | 17,035         | 15,921        | 12,151        | 18,068        | 1,595         | 9.7%                |              |
| Small Claims              | 11,952        | 12,832        | 13,902        | 11,661        | 10,264        | -3,401        | -28.5%              | 10,068        | 12,205         | 12,520        | 11,044        | 11,566        | 1,498         | 14.9%               |              |
| Civil                     | 7,334         | 7,686         | 8,256         | 6,387         | 6,425         | -1,762        | -24.0%              | 7,277         | 7,265          | 7,016         | 5,917         | 6,129         | -1,148        | -15.8%              |              |
| <b>Total</b>              |               | <b>62,109</b> | <b>64,012</b> | <b>59,094</b> | <b>56,051</b> | <b>57,216</b> | <b>-38,382</b>      | <b>-61.8%</b> | <b>58,377</b>  | <b>58,019</b> | <b>50,794</b> | <b>45,626</b> | <b>58,672</b> | <b>295</b>          | <b>0.5%</b>  |

# DISTRICT COURT CASELOAD STATISTICS, FY 2017 - 2021

| County     | Jurisdiction  | Cases Filed |               |               |               |               | Change<br>2017-2021 |               | Cases Disposed |               |               |               |               | Change<br>2017-2021 |               |
|------------|---------------|-------------|---------------|---------------|---------------|---------------|---------------------|---------------|----------------|---------------|---------------|---------------|---------------|---------------------|---------------|
|            |               | 2017        | 2018          | 2019          | 2020          | 2021          | # +/-               | %             | 2017           | 2018          | 2019          | 2020          | 2021          | # +/-               | %             |
| Lamar      | Traffic       | 1,085       | 1,521         | 1,836         | 1,662         | 1,647         | 562                 | 51.8%         | 1,046          | 1,487         | 1,664         | 1,863         | 1,570         | 524                 | 50.1%         |
|            | Criminal      | 721         | 807           | 796           | 716           | 681           | -40                 | -5.5%         | 735            | 741           | 867           | 701           | 670           | -65                 | -8.8%         |
|            | Small Claims  | 206         | 220           | 173           | 169           | 147           | -59                 | -28.6%        | 225            | 178           | 194           | 182           | 161           | -64                 | -28.4%        |
|            | Civil         | 33          | 45            | 53            | 32            | 47            | 14                  | 42.4%         | 30             | 39            | 58            | 27            | 48            | 18                  | 60.0%         |
|            | Juvenile      | 127         | 174           | 113           | 147           | 182           | 55                  | 43.3%         | 119            | 149           | 105           | 122           | 148           | 29                  | 24.4%         |
|            | Child Support | 159         | 148           | 86            | 52            | 53            | -106                | -66.7%        | 154            | 159           | 109           | 77            | 53            | -101                | -65.6%        |
|            | <b>Total</b>  |             | <b>2,331</b>  | <b>2,915</b>  | <b>3,057</b>  | <b>2,778</b>  | <b>2,757</b>        | <b>426</b>    | <b>18.3%</b>   | <b>2,309</b>  | <b>2,753</b>  | <b>2,997</b>  | <b>2,972</b>  | <b>2,650</b>        | <b>341</b>    |
| Lauderdale | Traffic       | 3,847       | 3,362         | 2,317         | 1,757         | 3,962         | 115                 | 3.0%          | 4,080          | 3,575         | 2,619         | 1,777         | 3,382         | -698                | -17.1%        |
|            | Criminal      | 2,088       | 2,629         | 2,437         | 1,919         | 1,913         | -175                | -8.4%         | 2,016          | 2,563         | 2,384         | 2,016         | 1,914         | -102                | -5.1%         |
|            | Small Claims  | 1,668       | 1,755         | 2,114         | 1,594         | 1,278         | -390                | -23.4%        | 1,539          | 1,741         | 2,078         | 1,789         | 1,333         | -206                | -13.4%        |
|            | Civil         | 487         | 466           | 536           | 456           | 429           | -58                 | -11.9%        | 412            | 472           | 498           | 422           | 384           | -28                 | -6.8%         |
|            | <b>Total</b>  |             | <b>8,090</b>  | <b>8,212</b>  | <b>7,404</b>  | <b>5,726</b>  | <b>7,582</b>        | <b>-508</b>   | <b>-6.3%</b>   | <b>8,047</b>  | <b>8,351</b>  | <b>7,579</b>  | <b>6,004</b>  | <b>7,013</b>        | <b>-1,034</b> |
| Lawrence   | Traffic       | 3,462       | 3,616         | 2,728         | 2,732         | 2,649         | -813                | -23.5%        | 3,427          | 3,507         | 3,074         | 2,305         | 3,100         | -327                | -9.5%         |
|            | Criminal      | 1,436       | 1,735         | 1,972         | 1,667         | 1,364         | -72                 | -5.0%         | 1,322          | 1,685         | 1,937         | 1,803         | 1,347         | 25                  | 1.9%          |
|            | Small Claims  | 567         | 572           | 647           | 551           | 473           | -94                 | -16.6%        | 498            | 592           | 599           | 600           | 484           | -14                 | -2.8%         |
|            | Civil         | 67          | 90            | 111           | 89            | 115           | 48                  | 71.6%         | 63             | 86            | 102           | 93            | 107           | 44                  | 69.8%         |
|            | Juvenile      | 498         | 441           | 522           | 369           | 365           | -133                | -26.7%        | 471            | 465           | 466           | 383           | 361           | -110                | -23.4%        |
|            | Child Support | 179         | 150           | 157           | 125           | 122           | -57                 | -31.8%        | 163            | 150           | 155           | 114           | 126           | -37                 | -22.7%        |
|            | <b>Total</b>  |             | <b>6,209</b>  | <b>6,604</b>  | <b>6,137</b>  | <b>5,533</b>  | <b>5,088</b>        | <b>-1,121</b> | <b>-18.1%</b>  | <b>5,944</b>  | <b>6,485</b>  | <b>6,333</b>  | <b>5,298</b>  | <b>5,525</b>        | <b>-419</b>   |
| Lee        | Traffic       | 9,749       | 10,184        | 9,989         | 7,935         | 9,937         | 188                 | 1.9%          | 9,632          | 9,556         | 10,218        | 7,457         | 10,870        | 1,238               | 12.9%         |
|            | Criminal      | 3,348       | 3,758         | 3,226         | 3,028         | 3,763         | 415                 | 12.4%         | 3,304          | 3,975         | 3,182         | 2,681         | 4,152         | 848                 | 25.7%         |
|            | Small Claims  | 2,278       | 2,618         | 2,796         | 2,344         | 1,975         | -303                | -13.3%        | 2,230          | 2,411         | 2,622         | 3,016         | 2,117         | -113                | -5.1%         |
|            | Civil         | 879         | 810           | 898           | 796           | 793           | -86                 | -9.8%         | 788            | 768           | 1,397         | 842           | 746           | -42                 | -5.3%         |
|            | <b>Total</b>  |             | <b>16,254</b> | <b>17,370</b> | <b>16,909</b> | <b>14,103</b> | <b>16,468</b>       | <b>214</b>    | <b>1.3%</b>    | <b>15,954</b> | <b>16,710</b> | <b>17,419</b> | <b>13,996</b> | <b>17,885</b>       | <b>1,931</b>  |
| Limestone  | Traffic       | 6,880       | 5,378         | 4,113         | 7,251         | 11,141        | 4,261               | 61.9%         | 7,637          | 5,486         | 4,444         | 6,278         | 10,864        | 3,227               | 42.3%         |
|            | Criminal      | 2,483       | 2,620         | 2,676         | 2,449         | 2,130         | -353                | -14.2%        | 2,873          | 2,597         | 2,656         | 2,402         | 2,356         | -517                | -18.0%        |
|            | Small Claims  | 1,355       | 1,489         | 1,693         | 1,468         | 1,283         | -72                 | -5.3%         | 1,579          | 1,479         | 1,778         | 1,528         | 1,391         | -188                | -11.9%        |
|            | Civil         | 309         | 344           | 366           | 341           | 390           | 81                  | 26.2%         | 468            | 399           | 396           | 353           | 390           | -78                 | -16.7%        |
|            | Juvenile      | 439         | 459           | 461           | 343           | 446           | 7                   | 1.6%          | 432            | 322           | 374           | 330           | 456           | 24                  | 5.6%          |
|            | Child Support | 387         | 349           | 443           | 347           | 323           | -64                 | -16.5%        | 303            | 287           | 319           | 564           | 319           | 16                  | 5.3%          |
|            | <b>Total</b>  |             | <b>11,853</b> | <b>10,639</b> | <b>9,752</b>  | <b>12,199</b> | <b>15,713</b>       | <b>3,860</b>  | <b>32.6%</b>   | <b>13,292</b> | <b>10,570</b> | <b>9,967</b>  | <b>11,455</b> | <b>15,776</b>       | <b>2,484</b>  |
| Lowndes    | Traffic       | 1,623       | 1,551         | 1,709         | 2,878         | 4,649         | 3,026               | 186.4%        | 1,343          | 1,466         | 2,104         | 1,820         | 3,798         | 2,455               | 182.8%        |
|            | Criminal      | 495         | 433           | 464           | 303           | 372           | -123                | -24.8%        | 415            | 485           | 474           | 287           | 415           | 0                   | 0.0%          |
|            | Small Claims  | 153         | 215           | 261           | 207           | 166           | 13                  | 8.5%          | 152            | 167           | 216           | 247           | 167           | 15                  | 9.9%          |
|            | Civil         | 31          | 30            | 34            | 47            | 37            | 6                   | 19.4%         | 49             | 25            | 26            | 48            | 44            | -5                  | -10.2%        |
|            | Juvenile      | 97          | 96            | 55            | 34            | 67            | -30                 | -30.9%        | 86             | 88            | 52            | 42            | 57            | -29                 | -33.7%        |
|            | Child Support | 257         | 177           | 168           | 167           | 106           | -151                | -58.8%        | 334            | 200           | 197           | 166           | 128           | -206                | -61.7%        |
|            | <b>Total</b>  |             | <b>2,656</b>  | <b>2,502</b>  | <b>2,691</b>  | <b>3,636</b>  | <b>5,397</b>        | <b>2,741</b>  | <b>103.2%</b>  | <b>2,379</b>  | <b>2,431</b>  | <b>3,069</b>  | <b>2,610</b>  | <b>4,609</b>        | <b>2,230</b>  |
| Macon      | Traffic       | 3,575       | 4,251         | 4,761         | 4,915         | 4,697         | 1,122               | 31.4%         | 3,627          | 3,718         | 4,767         | 4,121         | 4,484         | 857                 | 23.6%         |
|            | Criminal      | 477         | 497           | 526           | 460           | 511           | 34                  | 7.1%          | 473            | 483           | 479           | 398           | 513           | 40                  | 8.5%          |
|            | Small Claims  | 461         | 467           | 415           | 363           | 312           | -149                | -32.3%        | 432            | 482           | 381           | 370           | 528           | 96                  | 22.2%         |
|            | Civil         | 66          | 91            | 71            | 85            | 76            | 10                  | 15.2%         | 90             | 87            | 65            | 61            | 83            | -7                  | -7.8%         |
|            | Juvenile      | 137         | 116           | 85            | 47            | 49            | -88                 | -64.2%        | 111            | 114           | 81            | 47            | 43            | -68                 | -61.3%        |
|            | Child Support | 230         | 239           | 174           | 127           | 65            | -165                | -71.7%        | 229            | 211           | 178           | 141           | 78            | -151                | -65.9%        |
|            | <b>Total</b>  |             | <b>4,946</b>  | <b>5,661</b>  | <b>6,032</b>  | <b>5,997</b>  | <b>5,710</b>        | <b>764</b>    | <b>15.4%</b>   | <b>4,962</b>  | <b>5,095</b>  | <b>5,951</b>  | <b>5,138</b>  | <b>5,729</b>        | <b>767</b>    |



# DISTRICT COURT CASELOAD STATISTICS, FY 2017 - 2021

| County     | Jurisdiction  | Cases Filed   |               |               |               |               | Change 2017-2021 |               | Cases Disposed |               |               |               |               | Change 2017-2021 |               |
|------------|---------------|---------------|---------------|---------------|---------------|---------------|------------------|---------------|----------------|---------------|---------------|---------------|---------------|------------------|---------------|
|            |               | 2017          | 2018          | 2019          | 2020          | 2021          | # +/-            | %             | 2017           | 2018          | 2019          | 2020          | 2021          | # +/-            | %             |
| Madison    | Traffic       | 9,560         | 10,173        | 9,020         | 7,363         | 8,568         | -992             | -10.4%        | 9,947          | 10,086        | 9,602         | 7,442         | 8,233         | -1,714           | -17.2%        |
|            | Criminal      | 8,124         | 8,905         | 9,581         | 9,742         | 9,379         | 1,255            | 15.4%         | 8,057          | 8,666         | 9,882         | 9,344         | 9,078         | 1,021            | 12.7%         |
|            | Small Claims  | 6,438         | 7,282         | 8,008         | 6,627         | 5,561         | -877             | -13.6%        | 6,027          | 7,087         | 7,190         | 7,786         | 6,287         | 260              | 4.3%          |
|            | Civil         | 2,862         | 2,928         | 3,093         | 2,605         | 2,545         | -317             | -11.1%        | 2,404          | 2,683         | 2,401         | 2,269         | 2,559         | 155              | 6.4%          |
|            | Juvenile      | 1,766         | 1,819         | 1,676         | 1,350         | 1,413         | -353             | -20.0%        | 1,657          | 1,755         | 1,650         | 1,302         | 1,456         | -201             | -12.1%        |
|            | Child Support | 1,328         | 1,311         | 1,314         | 955           | 1,121         | -207             | -15.6%        | 1,329          | 1,404         | 1,322         | 1,012         | 1,092         | -237             | -17.8%        |
|            | <b>Total</b>  | <b>30,078</b> | <b>32,418</b> | <b>32,692</b> | <b>28,642</b> | <b>28,587</b> | <b>-1,491</b>    | <b>-5.0%</b>  | <b>29,421</b>  | <b>31,681</b> | <b>32,047</b> | <b>29,155</b> | <b>28,705</b> | <b>-716</b>      | <b>-2.4%</b>  |
| Marengo    | Traffic       | 1,594         | 1,700         | 2,024         | 1,397         | 2,325         | 731              | 45.9%         | 2,789          | 1,515         | 2,164         | 1,417         | 2,228         | -561             | -20.1%        |
|            | Criminal      | 673           | 602           | 567           | 498           | 487           | -186             | -27.6%        | 720            | 547           | 603           | 501           | 530           | -190             | -26.4%        |
|            | Small Claims  | 481           | 491           | 427           | 465           | 397           | -84              | -17.5%        | 382            | 406           | 397           | 455           | 383           | 1                | 0.3%          |
|            | Civil         | 76            | 84            | 77            | 98            | 98            | 22               | 28.9%         | 74             | 73            | 73            | 82            | 95            | 21               | 28.4%         |
|            | Juvenile      | 211           | 234           | 237           | 286           | 262           | 51               | 24.2%         | 208            | 212           | 222           | 256           | 234           | 26               | 12.5%         |
|            | Child Support | 396           | 194           | 273           | 175           | 159           | -237             | -59.8%        | 456            | 246           | 239           | 178           | 177           | -279             | -61.2%        |
|            | <b>Total</b>  | <b>3,431</b>  | <b>3,305</b>  | <b>3,605</b>  | <b>2,919</b>  | <b>3,728</b>  | <b>297</b>       | <b>8.7%</b>   | <b>4,629</b>   | <b>2,999</b>  | <b>3,698</b>  | <b>2,889</b>  | <b>3,647</b>  | <b>-982</b>      | <b>-21.2%</b> |
| Marion     | Traffic       | 4,069         | 4,331         | 5,156         | 4,588         | 6,449         | 2,380            | 58.5%         | 4,120          | 4,031         | 5,069         | 4,505         | 6,108         | 1,988            | 48.3%         |
|            | Criminal      | 1,656         | 1,093         | 1,132         | 818           | 1,055         | -601             | -36.3%        | 1,717          | 1,093         | 1,133         | 1,205         | 1,027         | -690             | -40.2%        |
|            | Small Claims  | 715           | 850           | 743           | 584           | 458           | -257             | -35.9%        | 606            | 620           | 908           | 464           | 467           | -139             | -22.9%        |
|            | Civil         | 97            | 104           | 106           | 123           | 139           | 42               | 43.3%         | 103            | 77            | 123           | 81            | 123           | 20               | 19.4%         |
|            | Juvenile      | 363           | 358           | 412           | 315           | 273           | -90              | -24.8%        | 345            | 323           | 291           | 337           | 218           | -127             | -36.8%        |
|            | Child Support | 335           | 271           | 268           | 298           | 258           | -77              | -23.0%        | 338            | 248           | 282           | 285           | 427           | 89               | 26.3%         |
|            | <b>Total</b>  | <b>7,235</b>  | <b>7,007</b>  | <b>7,817</b>  | <b>6,726</b>  | <b>8,632</b>  | <b>1,397</b>     | <b>19.3%</b>  | <b>7,229</b>   | <b>6,392</b>  | <b>7,806</b>  | <b>6,877</b>  | <b>8,370</b>  | <b>1,141</b>     | <b>15.8%</b>  |
| Marshall   | Traffic       | 3,775         | 3,215         | 2,442         | 4,747         | 4,694         | 919              | 24.3%         | 4,041          | 3,259         | 2,628         | 4,326         | 4,516         | 475              | 11.8%         |
|            | Criminal      | 2,904         | 2,674         | 2,452         | 1,926         | 1,967         | -937             | -32.3%        | 2,919          | 2,745         | 2,442         | 2,043         | 2,011         | -908             | -31.1%        |
|            | Small Claims  | 1,977         | 1,933         | 2,290         | 1,793         | 1,401         | -576             | -29.1%        | 1,854          | 2,405         | 2,262         | 1,711         | 1,921         | 67               | 3.6%          |
|            | Civil         | 461           | 435           | 457           | 514           | 456           | -5               | -1.1%         | 437            | 517           | 364           | 484           | 469           | 32               | 7.3%          |
|            | Juvenile      | 1,083         | 925           | 942           | 753           | 943           | -140             | -12.9%        | 987            | 1,014         | 955           | 717           | 836           | -151             | -15.3%        |
|            | Child Support | 459           | 352           | 331           | 306           | 327           | -132             | -28.8%        | 516            | 286           | 327           | 281           | 279           | -237             | -45.9%        |
|            | <b>Total</b>  | <b>10,659</b> | <b>9,534</b>  | <b>8,914</b>  | <b>10,039</b> | <b>9,788</b>  | <b>-871</b>      | <b>-8.2%</b>  | <b>10,754</b>  | <b>10,226</b> | <b>8,978</b>  | <b>9,562</b>  | <b>10,032</b> | <b>-722</b>      | <b>-6.7%</b>  |
| Mobile     | Traffic       | 15,482        | 13,762        | 16,145        | 18,699        | 20,830        | 5,348            | 34.5%         | 16,229         | 12,847        | 16,567        | 13,897        | 20,360        | 4,131            | 25.5%         |
|            | Criminal      | 14,320        | 14,550        | 15,008        | 13,159        | 13,995        | -325             | -2.3%         | 14,351         | 14,260        | 14,954        | 11,003        | 16,036        | 1,685            | 11.7%         |
|            | Small Claims  | 7,626         | 7,206         | 7,878         | 7,160         | 6,540         | -1,086           | -14.2%        | 7,666          | 7,270         | 9,308         | 6,856         | 7,260         | -406             | -5.3%         |
|            | Civil         | 3,629         | 3,550         | 3,682         | 3,566         | 3,754         | 125              | 3.4%          | 3,431          | 3,555         | 4,393         | 3,044         | 3,581         | 150              | 4.4%          |
|            | <b>Total</b>  | <b>41,057</b> | <b>39,068</b> | <b>42,713</b> | <b>42,584</b> | <b>45,119</b> | <b>4,062</b>     | <b>9.9%</b>   | <b>41,677</b>  | <b>37,932</b> | <b>45,222</b> | <b>34,800</b> | <b>47,237</b> | <b>5,560</b>     | <b>13.3%</b>  |
| Monroe     | Traffic       | 2,291         | 1,491         | 2,587         | 2,939         | 3,458         | 1,167            | 50.9%         | 2,187          | 1,562         | 2,415         | 2,505         | 3,530         | 1,343            | 61.4%         |
|            | Criminal      | 773           | 495           | 586           | 584           | 514           | -259             | -33.5%        | 692            | 542           | 570           | 595           | 546           | -146             | -21.1%        |
|            | Small Claims  | 585           | 479           | 516           | 455           | 456           | -129             | -22.1%        | 470            | 453           | 721           | 489           | 419           | -51              | -10.9%        |
|            | Civil         | 77            | 89            | 74            | 105           | 89            | 12               | 15.6%         | 73             | 80            | 108           | 76            | 92            | 19               | 26.0%         |
|            | Juvenile      | 103           | 103           | 146           | 140           | 166           | 63               | 61.2%         | 98             | 80            | 100           | 105           | 127           | 29               | 29.6%         |
|            | Child Support | 299           | 213           | 103           | 223           | 171           | -128             | -42.8%        | 193            | 214           | 135           | 136           | 188           | -5               | -2.6%         |
|            | <b>Total</b>  | <b>4,128</b>  | <b>2,870</b>  | <b>4,012</b>  | <b>4,446</b>  | <b>4,854</b>  | <b>726</b>       | <b>17.6%</b>  | <b>3,713</b>   | <b>2,931</b>  | <b>4,049</b>  | <b>3,906</b>  | <b>4,902</b>  | <b>1,189</b>     | <b>32.0%</b>  |
| Montgomery | Traffic       | 10,058        | 9,079         | 8,611         | 9,503         | 10,463        | 405              | 4.0%          | 10,102         | 9,042         | 8,817         | 6,533         | 11,952        | 1,850            | 18.3%         |
|            | Criminal      | 3,819         | 3,176         | 3,052         | 2,874         | 2,786         | -1,033           | -27.0%        | 3,632          | 3,423         | 3,149         | 2,725         | 3,066         | -566             | -15.6%        |
|            | Small Claims  | 7,604         | 7,593         | 8,064         | 6,576         | 5,599         | -2,005           | -26.4%        | 6,637          | 8,391         | 8,060         | 6,734         | 5,567         | -1,070           | -16.1%        |
|            | Civil         | 3,923         | 3,956         | 4,199         | 3,381         | 2,887         | -1,036           | -26.4%        | 3,948          | 4,071         | 4,245         | 3,263         | 3,018         | -930             | -23.6%        |
|            | <b>Total</b>  | <b>25,404</b> | <b>23,804</b> | <b>23,926</b> | <b>22,334</b> | <b>21,735</b> | <b>-3,669</b>    | <b>-14.4%</b> | <b>24,319</b>  | <b>24,927</b> | <b>24,271</b> | <b>19,255</b> | <b>23,603</b> | <b>-716</b>      | <b>-2.9%</b>  |
| Morgan     | Traffic       | 7,609         | 6,283         | 5,536         | 6,995         | 9,030         | 1,421            | 18.7%         | 7,792          | 6,650         | 5,198         | 6,388         | 9,935         | 2,143            | 27.5%         |
|            | Criminal      | 3,070         | 3,275         | 3,649         | 3,344         | 3,597         | 527              | 17.2%         | 3,237          | 3,198         | 3,647         | 3,400         | 3,680         | 443              | 13.7%         |
|            | Small Claims  | 2,395         | 2,297         | 2,595         | 2,082         | 1,838         | -557             | -23.3%        | 2,157          | 2,403         | 2,609         | 2,304         | 1,977         | -180             | -8.3%         |
|            | Civil         | 758           | 832           | 801           | 776           | 681           | -77              | -10.2%        | 719            | 859           | 805           | 789           | 715           | -4               | -0.6%         |
|            | Juvenile      | 1,401         | 1,344         | 1,359         | 951           | 850           | -551             | -39.3%        | 1,286          | 1,368         | 1,363         | 1,027         | 910           | -376             | -29.2%        |
|            | Child Support | 895           | 894           | 941           | 702           | 843           | -52              | -5.8%         | 1,011          | 840           | 904           | 801           | 799           | -212             | -21.0%        |
|            | <b>Total</b>  | <b>16,128</b> | <b>14,925</b> | <b>14,881</b> | <b>14,850</b> | <b>16,839</b> | <b>711</b>       | <b>4.4%</b>   | <b>16,202</b>  | <b>15,318</b> | <b>14,526</b> | <b>14,709</b> | <b>18,016</b> | <b>1,814</b>     | <b>11.2%</b>  |

# DISTRICT COURT CASELOAD STATISTICS, FY 2017 - 2021

| County                   | Jurisdiction  | Cases Filed   |               |              |              |              | Change<br>2017-2021 |               | Cases Disposed |               |              |              |              | Change<br>2017-2021 |               |
|--------------------------|---------------|---------------|---------------|--------------|--------------|--------------|---------------------|---------------|----------------|---------------|--------------|--------------|--------------|---------------------|---------------|
|                          |               | 2017          | 2018          | 2019         | 2020         | 2021         | # +/-               | %             | 2017           | 2018          | 2019         | 2020         | 2021         | # +/-               | %             |
| Perry                    | Traffic       | 837           | 824           | 1,544        | 1,030        | 1,420        | 583                 | 69.7%         | 787            | 571           | 1,169        | 647          | 1,177        | 390                 | 49.6%         |
|                          | Criminal      | 125           | 182           | 171          | 108          | 122          | -3                  | -2.4%         | 141            | 175           | 175          | 77           | 138          | -3                  | -2.1%         |
|                          | Small Claims  | 197           | 220           | 254          | 162          | 138          | -59                 | -29.9%        | 181            | 221           | 228          | 204          | 172          | -9                  | -5.0%         |
|                          | Civil         | 28            | 33            | 22           | 31           | 31           | 3                   | 10.7%         | 36             | 31            | 42           | 22           | 30           | -6                  | -16.7%        |
|                          | Juvenile      | 95            | 29            | 45           | 40           | 38           | -57                 | -60.0%        | 79             | 28            | 20           | 32           | 54           | -25                 | -31.6%        |
|                          | Child Support | 234           | 110           | 95           | 87           | 64           | -170                | -72.6%        | 311            | 295           | 119          | 97           | 98           | -213                | -68.5%        |
|                          | <b>Total</b>  | <b>1,516</b>  | <b>1,398</b>  | <b>2,131</b> | <b>1,458</b> | <b>1,813</b> | <b>297</b>          | <b>19.6%</b>  | <b>1,535</b>   | <b>1,321</b>  | <b>1,753</b> | <b>1,079</b> | <b>1,669</b> | <b>134</b>          | <b>8.7%</b>   |
| Pickens                  | Traffic       | 782           | 482           | 426          | 1,347        | 1,730        | 948                 | 121.2%        | 704            | 608           | 547          | 1,042        | 2,074        | 1,370               | 194.6%        |
|                          | Criminal      | 747           | 874           | 619          | 581          | 717          | -30                 | -4.0%         | 770            | 808           | 682          | 473          | 728          | -42                 | -5.5%         |
|                          | Small Claims  | 240           | 275           | 317          | 238          | 232          | -8                  | -3.3%         | 187            | 245           | 279          | 242          | 472          | 285                 | 152.4%        |
|                          | Civil         | 61            | 55            | 79           | 43           | 94           | 33                  | 54.1%         | 57             | 58            | 65           | 51           | 101          | 44                  | 77.2%         |
|                          | Juvenile      | 211           | 186           | 221          | 140          | 143          | -68                 | -32.2%        | 178            | 188           | 176          | 130          | 130          | -48                 | -27.0%        |
|                          | Child Support | 193           | 937           | 177          | 126          | 124          | -69                 | -35.8%        | 255            | 191           | 156          | 121          | 329          | 74                  | 29.0%         |
|                          | <b>Total</b>  | <b>2,234</b>  | <b>2,809</b>  | <b>1,839</b> | <b>2,475</b> | <b>3,040</b> | <b>806</b>          | <b>36.1%</b>  | <b>2,151</b>   | <b>2,098</b>  | <b>1,905</b> | <b>2,059</b> | <b>3,834</b> | <b>1,683</b>        | <b>78.2%</b>  |
| Pike                     | Traffic       | 4,735         | 3,728         | 3,224        | 4,627        | 6,549        | 1,814               | 38.3%         | 5,056          | 3,959         | 3,137        | 4,262        | 6,042        | 986                 | 19.5%         |
|                          | Criminal      | 813           | 828           | 849          | 698          | 803          | -10                 | -1.2%         | 816            | 788           | 855          | 685          | 812          | -4                  | -0.5%         |
|                          | Small Claims  | 948           | 1,121         | 1,088        | 824          | 674          | -274                | -28.9%        | 892            | 1,114         | 1,099        | 875          | 647          | -245                | -27.5%        |
|                          | Civil         | 262           | 271           | 311          | 238          | 184          | -78                 | -29.8%        | 247            | 268           | 317          | 231          | 185          | -62                 | -25.1%        |
|                          | Juvenile      | 195           | 330           | 287          | 229          | 179          | -16                 | -8.2%         | 196            | 313           | 264          | 254          | 176          | -20                 | -10.2%        |
|                          | Child Support | 233           | 207           | 244          | 195          | 161          | -72                 | -30.9%        | 299            | 195           | 270          | 194          | 177          | -122                | -40.8%        |
|                          | <b>Total</b>  | <b>7,186</b>  | <b>6,485</b>  | <b>6,003</b> | <b>6,811</b> | <b>8,550</b> | <b>1,364</b>        | <b>19.0%</b>  | <b>7,506</b>   | <b>6,637</b>  | <b>5,942</b> | <b>6,501</b> | <b>8,039</b> | <b>533</b>          | <b>7.1%</b>   |
| Randolph                 | Traffic       | 838           | 546           | 1,093        | 1,468        | 2,524        | 1,686               | 201.2%        | 1,006          | 534           | 1,051        | 1,293        | 2,173        | 1,167               | 116.0%        |
|                          | Criminal      | 1,161         | 850           | 683          | 602          | 706          | -455                | -39.2%        | 1,186          | 865           | 676          | 620          | 697          | -489                | -41.2%        |
|                          | Small Claims  | 507           | 463           | 436          | 426          | 387          | -120                | -23.7%        | 388            | 413           | 354          | 567          | 430          | 42                  | 10.8%         |
|                          | Civil         | 61            | 73            | 75           | 84           | 91           | 30                  | 49.2%         | 54             | 70            | 59           | 75           | 103          | 49                  | 90.7%         |
|                          | Juvenile      | 180           | 149           | 239          | 203          | 162          | -18                 | -10.0%        | 165            | 160           | 242          | 204          | 153          | -12                 | -7.3%         |
|                          | Child Support | 131           | 147           | 127          | 127          | 130          | -1                  | -0.8%         | 125            | 149           | 129          | 141          | 88           | -37                 | -29.6%        |
|                          | <b>Total</b>  | <b>2,878</b>  | <b>2,228</b>  | <b>2,653</b> | <b>2,910</b> | <b>4,000</b> | <b>1,122</b>        | <b>39.0%</b>  | <b>2,924</b>   | <b>2,191</b>  | <b>2,511</b> | <b>2,900</b> | <b>3,644</b> | <b>720</b>          | <b>24.6%</b>  |
| Russell                  | Traffic       | 1,910         | 2,125         | 2,184        | 1,678        | 2,328        | 418                 | 21.9%         | 1,691          | 2,123         | 2,171        | 1,721        | 2,214        | 523                 | 30.9%         |
|                          | Criminal      | 2,143         | 2,262         | 1,923        | 1,410        | 1,707        | -436                | -20.3%        | 2,170          | 2,167         | 2,074        | 1,429        | 1,767        | -403                | -18.6%        |
|                          | Small Claims  | 1,402         | 1,770         | 1,735        | 1,360        | 1,273        | -129                | -9.2%         | 1,208          | 1,779         | 1,535        | 1,662        | 1,146        | -62                 | -5.1%         |
|                          | Civil         | 630           | 667           | 696          | 581          | 635          | 5                   | 0.8%          | 635            | 658           | 697          | 581          | 596          | -39                 | -6.1%         |
|                          | Juvenile      | 519           | 556           | 537          | 378          | 406          | -113                | -21.8%        | 494            | 549           | 466          | 386          | 400          | -94                 | -19.0%        |
|                          | Child Support | 516           | 565           | 465          | 470          | 318          | -198                | -38.4%        | 720            | 590           | 474          | 458          | 283          | -437                | -60.7%        |
|                          | <b>Total</b>  | <b>7,120</b>  | <b>7,945</b>  | <b>7,540</b> | <b>5,877</b> | <b>6,667</b> | <b>-453</b>         | <b>-6.4%</b>  | <b>6,918</b>   | <b>7,866</b>  | <b>7,417</b> | <b>6,237</b> | <b>6,406</b> | <b>-512</b>         | <b>-7.4%</b>  |
| St. Clair -<br>Ashville  | Traffic       | 2,358         | 5,835         | 2,044        | 2,517        | 4,787        | -1,433              | -23.0%        | 2,210          | 5,345         | 2,084        | 2,093        | 4,252        | -1,951              | -31.5%        |
|                          | Criminal      | 811           | 5,569         | 1,125        | 934          | 1,058        | -353                | -25.0%        | 860            | 5,487         | 1,128        | 1,007        | 990          | -398                | -28.7%        |
|                          | Small Claims  | 485           | 2,424         | 557          | 417          | 404          | -754                | -65.1%        | 448            | 2,269         | 616          | 555          | 1,034        | 12                  | 1.2%          |
|                          | Civil         | 78            | 951           | 118          | 124          | 166          | -125                | -43.0%        | 78             | 655           | 136          | 125          | 153          | -154                | -50.2%        |
|                          | Juvenile      | 387           | 1,440         | 241          | 292          | 233          | -475                | -67.1%        | 383            | 1,398         | 235          | 253          | 236          | -590                | -71.4%        |
|                          | Child Support | 111           | 347           | 108          | 78           | 105          | -184                | -63.7%        | 202            | 311           | 111          | 85           | 83           | -346                | -80.7%        |
|                          | <b>Total</b>  | <b>4,230</b>  | <b>16,566</b> | <b>4,193</b> | <b>4,362</b> | <b>6,753</b> | <b>-3,324</b>       | <b>-33.0%</b> | <b>4,181</b>   | <b>15,465</b> | <b>4,310</b> | <b>4,118</b> | <b>6,748</b> | <b>-3,427</b>       | <b>-33.7%</b> |
| St. Clair -<br>Pell City | Traffic       | 6,220         | 1,717         | 4,670        | 4,392        | 5,367        | -3,211              | -37.4%        | 6,203          | 2,439         | 4,973        | 4,023        | 5,254        | -3,159              | -37.5%        |
|                          | Criminal      | 1,411         | 1,115         | 1,754        | 1,763        | 1,671        | -551                | -24.8%        | 1,388          | 1,012         | 1,643        | 1,714        | 1,721        | -527                | -23.4%        |
|                          | Small Claims  | 1,158         | 1,325         | 1,609        | 1,393        | 1,062        | -581                | -35.4%        | 1,022          | 594           | 1,423        | 1,558        | 1,305        | -165                | -11.2%        |
|                          | Civil         | 291           | 106           | 307          | 295          | 363          | -6                  | -1.6%         | 307            | 75            | 294          | 303          | 338          | -47                 | -12.2%        |
|                          | Juvenile      | 708           | 283           | 750          | 616          | 621          | -474                | -43.3%        | 826            | 298           | 763          | 547          | 590          | -619                | -51.2%        |
|                          | Child Support | 289           | 107           | 244          | 268          | 248          | -152                | -38.0%        | 429            | 176           | 365          | 178          | 267          | -364                | -57.7%        |
|                          | <b>Total</b>  | <b>10,077</b> | <b>4,653</b>  | <b>9,334</b> | <b>8,727</b> | <b>9,332</b> | <b>-4,975</b>       | <b>-34.8%</b> | <b>10,175</b>  | <b>4,594</b>  | <b>9,461</b> | <b>8,323</b> | <b>9,475</b> | <b>-4,881</b>       | <b>-34.0%</b> |

# DISTRICT COURT CASELOAD STATISTICS, FY 2017 - 2021

| County                         | Jurisdiction  | Cases Filed |        |        |        |        | Change 2017-2021 |         | Cases Disposed |        |        |        |        | Change 2017-2021 |        |
|--------------------------------|---------------|-------------|--------|--------|--------|--------|------------------|---------|----------------|--------|--------|--------|--------|------------------|--------|
|                                |               | 2017        | 2018   | 2019   | 2020   | 2021   | # +/-            | %       | 2017           | 2018   | 2019   | 2020   | 2021   | # +/-            | %      |
| St. Clair                      | Traffic       | 8,578       | 5,078  | 6,714  | 6,909  | 10,154 | 4,833            | 90.8%   | 8,413          | 5,087  | 7,057  | 6,116  | 9,506  | 4,213            | 79.6%  |
|                                | Criminal      | 2,222       | 1,374  | 2,879  | 2,697  | 2,729  | -2,655           | -49.3%  | 2,248          | 1,467  | 2,771  | 2,721  | 2,711  | -2,484           | -47.8% |
|                                | Small Claims  | 1,643       | 1,343  | 2,166  | 1,810  | 1,466  | -684             | -31.8%  | 1,470          | 1,181  | 2,039  | 2,113  | 2,339  | -590             | -20.1% |
|                                | Civil         | 369         | 277    | 425    | 419    | 529    | -400             | -43.1%  | 385            | 302    | 430    | 428    | 491    | -164             | -25.0% |
|                                | Juvenile      | 1,095       | 809    | 991    | 908    | 854    | -705             | -45.2%  | 1,209          | 709    | 998    | 800    | 826    | -584             | -41.4% |
|                                | Child Support | 400         | 241    | 352    | 346    | 353    | -145             | -29.1%  | 631            | 482    | 476    | 263    | 350    | -108             | -23.6% |
|                                | Total         | 14,307      | 9,122  | 13,527 | 13,089 | 16,085 | 244              | 1.5%    | 14,356         | 9,228  | 13,771 | 12,441 | 16,223 | -283             | -1.8%  |
| Shelby                         | Traffic       | 5,321       | 6,795  | 5,669  | 10,220 | 11,944 | 9,586            | 406.5%  | 5,293          | 7,526  | 5,921  | 6,507  | 12,425 | 10,215           | 462.2% |
|                                | Criminal      | 5,384       | 2,489  | 5,172  | 4,834  | 4,080  | 3,269            | 403.1%  | 5,195          | 2,479  | 5,128  | 3,961  | 4,661  | 3,801            | 442.0% |
|                                | Small Claims  | 2,150       | 2,668  | 3,249  | 2,529  | 2,428  | 1,943            | 400.6%  | 2,929          | 1,775  | 2,640  | 2,670  | 2,494  | 2,046            | 456.7% |
|                                | Civil         | 929         | 383    | 1,185  | 1,077  | 1,084  | 1,006            | 1289.7% | 655            | 377    | 882    | 879    | 818    | 740              | 948.7% |
|                                | Juvenile      | 1,559       | 1,092  | 1,443  | 1,063  | 1,056  | 669              | 172.9%  | 1,410          | 1,007  | 1,524  | 823    | 989    | 606              | 158.2% |
|                                | Child Support | 498         | 348    | 423    | 499    | 498    | 387              | 348.6%  | 458            | 658    | 701    | 346    | 469    | 267              | 132.2% |
|                                | Total         | 15,841      | 13,775 | 17,141 | 20,222 | 21,090 | 16,860           | 398.6%  | 15,940         | 13,822 | 16,796 | 15,186 | 21,856 | 17,675           | 422.7% |
| Sumter                         | Traffic       | 845         | 407    | 652    | 968    | 1,924  | 1,079            | 127.7%  | 887            | 532    | 618    | 775    | 1,833  | 946              | 106.7% |
|                                | Criminal      | 292         | 177    | 260    | 216    | 259    | -33              | -11.3%  | 268            | 202    | 255    | 200    | 277    | 9                | 3.4%   |
|                                | Small Claims  | 146         | 217    | 187    | 192    | 153    | 7                | 4.8%    | 153            | 190    | 212    | 165    | 158    | 5                | 3.3%   |
|                                | Civil         | 18          | 37     | 27     | 30     | 32     | 14               | 77.8%   | 23             | 28     | 33     | 31     | 22     | -1               | -4.3%  |
|                                | Juvenile      | 22          | 21     | 25     | 20     | 20     | -2               | -9.1%   | 13             | 35     | 29     | 16     | 36     | 23               | 176.9% |
|                                | Child Support | 191         | 125    | 111    | 79     | 102    | -89              | -46.6%  | 258            | 145    | 122    | 69     | 109    | -149             | -57.8% |
|                                | Total         | 1,514       | 984    | 1,262  | 1,505  | 2,490  | 976              | 64.5%   | 1,602          | 1,132  | 1,269  | 1,256  | 2,435  | 833              | 52.0%  |
| Talladega -<br>Talladega       | Traffic       | 3,100       | 2,536  | 2,902  | 3,087  | 4,909  | 1,809            | 58.4%   | 3,158          | 2,694  | 2,869  | 2,141  | 3,644  | 486              | 15.4%  |
|                                | Criminal      | 917         | 903    | 954    | 673    | 700    | -217             | -23.7%  | 909            | 830    | 918    | 688    | 678    | -231             | -25.4% |
|                                | Small Claims  | 1,160       | 1,379  | 1,464  | 1,187  | 1,096  | -64              | -5.5%   | 913            | 1,557  | 1,343  | 1,061  | 1,130  | 217              | 23.8%  |
|                                | Civil         | 225         | 215    | 229    | 273    | 306    | 81               | 36.0%   | 199            | 191    | 197    | 230    | 286    | 87               | 43.7%  |
|                                | Juvenile      | 432         | 426    | 419    | 304    | 321    | -111             | -25.7%  | 367            | 425    | 395    | 258    | 319    | -48              | -13.1% |
|                                | Child Support | 350         | 349    | 361    | 260    | 323    | -27              | -7.7%   | 385            | 351    | 329    | 260    | 234    | -151             | -39.2% |
|                                | Total         | 6,184       | 5,808  | 6,329  | 5,784  | 7,655  | 1,471            | 23.8%   | 5,931          | 6,048  | 6,051  | 4,638  | 6,291  | 360              | 6.1%   |
| Talladega -<br>Sylacauga       | Traffic       | 2,027       | 1,164  | 1,210  | 2,614  | 4,381  | 2,354            | 116.1%  | 2,186          | 1,251  | 1,087  | 1,871  | 4,350  | 2,164            | 99.0%  |
|                                | Criminal      | 824         | 717    | 697    | 499    | 494    | -330             | -40.0%  | 795            | 754    | 654    | 606    | 490    | -305             | -38.4% |
|                                | Small Claims  | 888         | 694    | 941    | 790    | 684    | -204             | -23.0%  | 778            | 637    | 764    | 732    | 685    | -93              | -12.0% |
|                                | Civil         | 210         | 207    | 277    | 197    | 166    | -44              | -21.0%  | 192            | 207    | 247    | 185    | 160    | -32              | -16.7% |
|                                | Juvenile      | 302         | 372    | 246    | 154    | 216    | -86              | -28.5%  | 260            | 361    | 252    | 182    | 173    | -87              | -33.5% |
|                                | Child Support | 201         | 230    | 173    | 143    | 168    | -33              | -16.4%  | 235            | 217    | 169    | 201    | 120    | -115             | -48.9% |
|                                | Total         | 4,452       | 3,384  | 3,544  | 4,397  | 6,109  | 1,657            | 37.2%   | 4,446          | 3,427  | 3,173  | 3,777  | 5,978  | 1,532            | 34.5%  |
| Talladega                      | Traffic       | 5,127       | 3,700  | 4,112  | 5,701  | 9,290  | 4,163            | 81.2%   | 5,344          | 3,945  | 3,956  | 4,012  | 7,994  | 2,650            | 49.6%  |
|                                | Criminal      | 1,741       | 1,620  | 1,651  | 1,172  | 1,194  | -547             | -31.4%  | 1,704          | 1,584  | 1,572  | 1,294  | 1,168  | -536             | -31.5% |
|                                | Small Claims  | 2,048       | 2,073  | 2,405  | 1,977  | 1,780  | -268             | -13.1%  | 1,691          | 2,194  | 2,107  | 1,793  | 1,815  | 124              | 7.3%   |
|                                | Civil         | 435         | 422    | 506    | 470    | 472    | 37               | 8.5%    | 391            | 398    | 444    | 415    | 446    | 55               | 14.1%  |
|                                | Juvenile      | 734         | 798    | 665    | 458    | 537    | -197             | -26.8%  | 627            | 786    | 647    | 440    | 492    | -135             | -21.5% |
|                                | Child Support | 551         | 579    | 534    | 403    | 491    | -60              | -10.9%  | 620            | 568    | 498    | 461    | 354    | -266             | -42.9% |
|                                | Total         | 10,636      | 9,192  | 9,873  | 10,181 | 13,764 | 3,128            | 29.4%   | 10,377         | 9,475  | 9,224  | 8,415  | 12,269 | 1,892            | 18.2%  |
| Tallapoosa -<br>Dadeville      | Traffic       | 1,240       | 1,045  | 984    | 1,284  | 929    | -311             | -25.1%  | 1,408          | 1,038  | 774    | 1,098  | 1,162  | -246             | -17.5% |
|                                | Criminal      | 978         | 996    | 958    | 1,020  | 828    | -150             | -15.3%  | 920            | 914    | 995    | 856    | 891    | -29              | -3.2%  |
|                                | Small Claims  | 256         | 239    | 279    | 267    | 253    | -3               | -1.2%   | 230            | 276    | 422    | 338    | 298    | 68               | 29.6%  |
|                                | Civil         | 69          | 68     | 80     | 87     | 79     | 10               | 14.5%   | 57             | 93     | 97     | 78     | 86     | 29               | 50.9%  |
|                                | Juvenile      | 288         | 267    | 213    | 157    | 103    | -185             | -64.2%  | 221            | 319    | 218    | 347    | 225    | 4                | 1.8%   |
|                                | Child Support | 112         | 117    | 134    | 96     | 101    | -11              | -9.8%   | 54             | 47     | 96     | 94     | 99     | 45               | 83.3%  |
|                                | Total         | 2,943       | 2,732  | 2,648  | 2,911  | 2,293  | -650             | -22.1%  | 2,890          | 2,687  | 2,602  | 2,811  | 2,761  | -129             | -4.5%  |
| Tallapoosa -<br>Alexander City | Traffic       | 867         | 731    | 1,113  | 805    | 383    | -484             | -55.8%  | 677            | 511    | 872    | 689    | 426    | -251             | -37.1% |
|                                | Criminal      | 1,287       | 1,344  | 1,358  | 1,046  | 912    | -375             | -29.1%  | 1,033          | 1,189  | 1,345  | 886    | 902    | -131             | -12.7% |
|                                | Small Claims  | 693         | 724    | 619    | 535    | 401    | -292             | -42.1%  | 543            | 658    | 677    | 659    | 548    | 5                | 0.9%   |
|                                | Civil         | 257         | 240    | 190    | 136    | 121    | -136             | -52.9%  | 253            | 223    | 316    | 112    | 169    | -84              | -33.2% |
|                                | Juvenile      | 365         | 313    | 272    | 220    | 264    | -101             | -27.7%  | 301            | 399    | 279    | 273    | 275    | -26              | -8.6%  |
|                                | Child Support | 155         | 152    | 182    | 159    | 165    | 10               | 6.5%    | 132            | 145    | 156    | 160    | 143    | 11               | 8.3%   |
|                                | Total         | 3,624       | 3,504  | 3,734  | 2,901  | 2,246  | -1,378           | -38.0%  | 2,939          | 3,125  | 3,645  | 2,779  | 2,463  | -476             | -16.2% |

# DISTRICT COURT CASELOAD STATISTICS, FY 2017 - 2021

| County       | Jurisdiction  | Cases Filed   |               |               |               |               | Change<br>2017-2021 |               | Cases Disposed |               |               |               |               | Change<br>2017-2021 |               |
|--------------|---------------|---------------|---------------|---------------|---------------|---------------|---------------------|---------------|----------------|---------------|---------------|---------------|---------------|---------------------|---------------|
|              |               | 2017          | 2018          | 2019          | 2020          | 2021          | # +/-               | %             | 2017           | 2018          | 2019          | 2020          | 2021          | # +/-               | %             |
| Tallapoosa   | Traffic       | 2,107         | 1,776         | 2,097         | 2,089         | 1,312         | -795                | -37.7%        | 2,085          | 1,549         | 1,646         | 1,787         | 1,588         | -497                | -23.8%        |
|              | Criminal      | 2,265         | 2,340         | 2,316         | 2,066         | 1,740         | -525                | -23.2%        | 1,953          | 2,103         | 2,340         | 1,742         | 1,793         | -160                | -8.2%         |
|              | Small Claims  | 949           | 963           | 898           | 802           | 654           | -295                | -31.1%        | 773            | 934           | 1,099         | 997           | 846           | 73                  | 9.4%          |
|              | Civil         | 326           | 308           | 270           | 223           | 200           | -126                | -38.7%        | 310            | 316           | 413           | 190           | 255           | -55                 | -17.7%        |
|              | Juvenile      | 653           | 580           | 485           | 377           | 367           | -286                | -43.8%        | 522            | 718           | 497           | 620           | 500           | -22                 | -4.2%         |
|              | Child Support | 267           | 269           | 316           | 255           | 266           | -1                  | -0.4%         | 186            | 192           | 252           | 254           | 242           | 56                  | 30.1%         |
|              | <b>Total</b>  | <b>6,567</b>  | <b>6,236</b>  | <b>6,382</b>  | <b>5,812</b>  | <b>4,539</b>  | <b>-2,028</b>       | <b>-30.9%</b> | <b>5,829</b>   | <b>5,812</b>  | <b>6,247</b>  | <b>5,590</b>  | <b>5,224</b>  | <b>-605</b>         | <b>-10.4%</b> |
| Tuscaloosa   | Traffic       | 16,569        | 15,801        | 18,488        | 24,796        | 30,039        | 13,470              | 81.3%         | 16,415         | 16,184        | 16,693        | 21,861        | 32,170        | 15,755              | 96.0%         |
|              | Criminal      | 6,456         | 5,635         | 5,615         | 4,464         | 4,920         | -1,536              | -23.8%        | 6,726          | 5,527         | 5,696         | 4,454         | 4,762         | -1,964              | -29.2%        |
|              | Small Claims  | 4,037         | 3,861         | 4,291         | 3,937         | 3,371         | -666                | -16.5%        | 3,960          | 3,781         | 4,322         | 3,936         | 3,366         | -594                | -15.0%        |
|              | Civil         | 1,716         | 1,828         | 2,094         | 1,989         | 1,687         | -29                 | -1.7%         | 1,858          | 1,898         | 2,048         | 1,895         | 1,714         | -144                | -7.8%         |
|              | <b>Total</b>  | <b>28,778</b> | <b>27,125</b> | <b>30,488</b> | <b>35,186</b> | <b>40,017</b> | <b>11,239</b>       | <b>39.1%</b>  | <b>28,959</b>  | <b>27,390</b> | <b>28,759</b> | <b>32,146</b> | <b>42,012</b> | <b>13,053</b>       | <b>45.1%</b>  |
| Walker       | Traffic       | 3,773         | 3,581         | 3,823         | 5,885         | 9,541         | 5,768               | 152.9%        | 3,848          | 3,294         | 3,575         | 3,956         | 11,122        | 7,274               | 189.0%        |
|              | Criminal      | 1,990         | 1,938         | 2,164         | 2,073         | 1,571         | -419                | -21.1%        | 2,104          | 2,120         | 2,142         | 1,666         | 1,868         | -236                | -11.2%        |
|              | Small Claims  | 1,254         | 1,128         | 1,153         | 961           | 949           | -305                | -24.3%        | 1,187          | 1,137         | 983           | 1,141         | 946           | -241                | -20.3%        |
|              | Civil         | 269           | 259           | 274           | 272           | 301           | 32                  | 11.9%         | 262            | 246           | 275           | 255           | 304           | 42                  | 16.0%         |
|              | Juvenile      | 616           | 666           | 433           | 344           | 390           | -303                | 28.0%         | 576            | 646           | 408           | 330           | 347           | -229                | 24.0%         |
|              | Child Support | 213           | 101           | 119           | 95            | 64            | -149                | -70.0%        | 299            | 228           | 163           | 92            | 75            | -224                | -74.9%        |
|              | <b>Total</b>  | <b>8,115</b>  | <b>7,673</b>  | <b>7,966</b>  | <b>9,630</b>  | <b>12,816</b> | <b>4,701</b>        | <b>57.9%</b>  | <b>8,276</b>   | <b>7,671</b>  | <b>7,546</b>  | <b>7,440</b>  | <b>14,662</b> | <b>6,386</b>        | <b>77.2%</b>  |
| Washington   | Traffic       | 1,690         | 1,628         | 1,972         | 1,850         | 1,939         | 249                 | 14.7%         | 1,876          | 1,692         | 1,932         | 1,701         | 1,922         | 46                  | 2.5%          |
|              | Criminal      | 981           | 890           | 842           | 716           | 768           | -213                | -21.7%        | 994            | 976           | 841           | 697           | 888           | -106                | -10.7%        |
|              | Small Claims  | 224           | 240           | 245           | 212           | 202           | -22                 | -9.8%         | 209            | 290           | 213           | 223           | 232           | 23                  | 11.0%         |
|              | Civil         | 45            | 51            | 44            | 55            | 39            | -6                  | -13.3%        | 44             | 43            | 45            | 58            | 50            | 6                   | 13.6%         |
|              | Juvenile      | 65            | 95            | 104           | 69            | 244           | 179                 | 275.4%        | 54             | 78            | 98            | 66            | 235           | 181                 | 335.2%        |
|              | Child Support | 125           | 78            | 85            | 67            | 48            | -77                 | -61.6%        | 304            | 96            | 80            | 93            | 48            | -256                | -84.2%        |
|              | <b>Total</b>  | <b>3,130</b>  | <b>2,982</b>  | <b>3,292</b>  | <b>2,969</b>  | <b>3,240</b>  | <b>110</b>          | <b>3.5%</b>   | <b>3,481</b>   | <b>3,175</b>  | <b>3,209</b>  | <b>2,838</b>  | <b>3,375</b>  | <b>-106</b>         | <b>-3.0%</b>  |
| Wilcox       | Traffic       | 773           | 711           | 927           | 635           | 1,032         | 259                 | 33.5%         | 1,157          | 587           | 713           | 525           | 849           | -308                | -26.6%        |
|              | Criminal      | 889           | 865           | 744           | 796           | 368           | -521                | -58.6%        | 978            | 908           | 845           | 522           | 367           | -611                | -62.5%        |
|              | Small Claims  | 191           | 214           | 261           | 205           | 179           | -12                 | -6.3%         | 161            | 285           | 228           | 173           | 227           | 66                  | 41.0%         |
|              | Civil         | 22            | 44            | 39            | 32            | 28            | 6                   | 27.3%         | 28             | 43            | 25            | 22            | 40            | 12                  | 42.9%         |
|              | Juvenile      | 23            | 192           | 158           | 116           | 58            | 35                  | 152.2%        | 0              | 17            | 39            | 13            | 10            | 10                  | #DIV/0!       |
|              | Child Support | 265           | 221           | 174           | 143           | 125           | -140                | -52.8%        | 249            | 203           | 143           | 109           | 110           | -139                | -55.8%        |
| <b>Total</b> | <b>2,163</b>  | <b>2,247</b>  | <b>2,303</b>  | <b>1,927</b>  | <b>1,790</b>  | <b>-373</b>   | <b>-17.2%</b>       | <b>2,573</b>  | <b>2,043</b>   | <b>1,993</b>  | <b>1,364</b>  | <b>1,603</b>  | <b>-970</b>   | <b>-37.7%</b>       |               |
| Winston      | Traffic       | 1,394         | 1,136         | 1,075         | 1,420         | 2,376         | 982                 | 70.4%         | 1,512          | 1,130         | 1,046         | 1,191         | 2,307         | 795                 | 52.6%         |
|              | Criminal      | 1,426         | 1,198         | 1,165         | 910           | 1,091         | -335                | -23.5%        | 1,376          | 1,216         | 1,225         | 901           | 1,051         | -325                | -23.6%        |
|              | Small Claims  | 292           | 298           | 301           | 322           | 269           | -23                 | -7.9%         | 289            | 280           | 251           | 326           | 274           | -15                 | -5.2%         |
|              | Civil         | 54            | 40            | 54            | 60            | 68            | 14                  | 25.9%         | 64             | 47            | 43            | 57            | 64            | 0                   | 0.0%          |
|              | Juvenile      | 185           | 162           | 204           | 217           | 190           | 5                   | 2.7%          | 60             | 141           | 148           | 190           | 142           | 82                  | 136.7%        |
|              | Child Support | 172           | 148           | 155           | 150           | 116           | -56                 | -32.6%        | 158            | 153           | 154           | 184           | 121           | -37                 | -23.4%        |
|              | <b>Total</b>  | <b>3,523</b>  | <b>2,982</b>  | <b>2,954</b>  | <b>3,079</b>  | <b>4,110</b>  | <b>587</b>          | <b>16.7%</b>  | <b>3,459</b>   | <b>2,967</b>  | <b>2,867</b>  | <b>2,849</b>  | <b>3,959</b>  | <b>500</b>          | <b>14.5%</b>  |



# DISTRICT COURT CASELOAD STATISTICS, FY 2017 - 2021

| STATEWIDE DISTRICT COURT TOTALS |               |                |                |                |                |                |                     |              |                |                |                |                |                |                     |              |
|---------------------------------|---------------|----------------|----------------|----------------|----------------|----------------|---------------------|--------------|----------------|----------------|----------------|----------------|----------------|---------------------|--------------|
| County                          | Jurisdiction  | Cases Filed    |                |                |                |                | Change<br>2017-2021 |              | Cases Disposed |                |                |                |                | Change<br>2017-2021 |              |
|                                 |               | 2017           | 2018           | 2019           | 2020           | 2021           | # +/-               | %            | 2017           | 2018           | 2019           | 2020           | 2021           | # +/-               | %            |
| Statewide                       | Traffic       | 288,092        | 262,538        | 272,207        | 318,636        | 394,617        | 106,525             | 37.0%        | 291,945        | 257,807        | 263,317        | 264,862        | 395,885        | 103,940             | 35.6%        |
|                                 | Criminal      | 160,335        | 162,941        | 162,744        | 142,711        | 146,436        | -13,899             | -8.7%        | 159,218        | 160,245        | 164,721        | 133,249        | 155,424        | -3,794              | -2.4%        |
|                                 | Small Claims  | 99,006         | 103,529        | 113,461        | 93,763         | 80,996         | -18,010             | -18.2%       | 89,787         | 100,306        | 110,397        | 98,482         | 92,403         | 2,616               | 2.9%         |
|                                 | Civil         | 34,200         | 35,034         | 38,057         | 33,661         | 33,554         | -646                | -1.9%        | 32,652         | 33,761         | 37,009         | 31,111         | 33,788         | 1,136               | 3.5%         |
|                                 | Juvenile      | 23,785         | 23,985         | 22,583         | 18,758         | 18,849         | -4,936              | -20.8%       | 21,700         | 22,562         | 21,788         | 17,997         | 18,119         | -3,581              | -16.5%       |
|                                 | Child Support | 19,225         | 16,259         | 15,368         | 12,994         | 13,004         | -6,221              | -32.4%       | 21,173         | 15,968         | 16,333         | 13,439         | 13,699         | -7,474              | -35.3%       |
|                                 | <b>TOTAL</b>  | <b>624,643</b> | <b>604,286</b> | <b>624,420</b> | <b>620,523</b> | <b>687,456</b> | <b>62,813</b>       | <b>10.1%</b> | <b>616,475</b> | <b>590,649</b> | <b>613,565</b> | <b>559,140</b> | <b>709,318</b> | <b>92,843</b>       | <b>15.1%</b> |

# JURY TRIALS AS A PERCENT OF CASE DISPOSITIONS FY 2020 & FY 2021

| Circuit                 | Counties                               | FY 2020 Criminal |               |              | FY 2020 Civil |               |              | FY 2021 Criminal |               |              | FY 2021 Civil |               |              |
|-------------------------|--|------------------|---------------|--------------|---------------|---------------|--------------|------------------|---------------|--------------|---------------|---------------|--------------|
|                         |  | Trials           | Dispositions  | Pct          | Trials        | Dispositions  | Pct          | Trials           | Dispositions  | Pct          | Trials        | Dispositions  | Pct          |
| 1st                     | Choctaw, Clarke & Washington           | 0                | 876           | 0.00%        | 0             | 312           | 0.00%        | 3                | 886           | 0.33%        | 5             | 342           | 1.46%        |
| 2nd                     | Butler, Crenshaw & Lowndes             | 3                | 814           | 0.36%        | 1             | 299           | 0.33%        | 0                | 933           | 0.00%        | 0             | 280           | 0.00%        |
| 3rd                     | Barbour, Bullock                       | 0                | 141           | 0.00%        | 3             | 211           | 1.42%        | 0                | 89            | 0.00%        | 0             | 225           | 0.00%        |
| 4th                     | Bibb, Dallas, Hale, Perry & Wilcox     | 6                | 474           | 1.26%        | 1             | 944           | 0.10%        | 3                | 354           | 0.84%        | 0             | 631           | 0.00%        |
| 5th                     | Chambers, Macon, Randolph & Tallapoosa | 14               | 1108          | 1.26%        | 3             | 1474          | 0.20%        | 16               | 1,140         | 1.40%        | 0             | 770           | 0.00%        |
| 6th                     | Tuscaloosa                             | 23               | 3391          | 0.67%        | 6             | 1324          | 0.45%        | 13               | 3,566         | 0.36%        | 1             | 1,385         | 0.07%        |
| 7th                     | Calhoun & Cleburne                     | 6                | 4986          | 0.12%        | 3             | 752           | 0.39%        | 0                | 6,296         | 0.00%        | 2             | 657           | 0.30%        |
| 8th                     | Morgan                                 | 5                | 2244          | 0.22%        | 4             | 594           | 0.67%        | 14               | 2,788         | 0.50%        | 7             | 503           | 1.39%        |
| 9th                     | Cherokee & Dekalb                      | 8                | 1809          | 0.44%        | 1             | 510           | 0.19%        | 18               | 2,401         | 0.74%        | 2             | 338           | 0.59%        |
| 10th                    | Jefferson (Birmingham)                 | 42               | 2623          | 1.60%        | 37            | 4931          | 0.75%        | 11               | 3,585         | 0.30%        | 20            | 4,368         | 0.45%        |
| 10th                    | Jefferson (Bessemer)                   | 8                | 1272          | 0.62%        | 2             | 889           | 0.22%        | 3                | 913           | 0.32%        | 2             | 935           | 0.21%        |
| 11th                    | Lauderdale                             | 7                | 1907          | 0.36%        | 2             | 405           | 0.49%        | 3                | 1,450         | 0.20%        | 0             | 338           | 0.00%        |
| 12th                    | Coffee & Pike                          | 18               | 1426          | 1.26%        | 2             | 778           | 0.25%        | 10               | 1,365         | 0.73%        | 1             | 537           | 0.18%        |
| 13th                    | Mobile                                 | 58               | 6358          | 0.91%        | 19            | 3152          | 0.60%        | 36               | 6,472         | 0.55%        | 18            | 2,504         | 0.71%        |
| 14th                    | Walker                                 | 0                | 297           | 0.00%        | 0             | 781           | 0.00%        | 2                | 443           | 0.45%        | 0             | 377           | 0.00%        |
| 15th                    | Montgomery                             | 11               | 1218          | 0.90%        | 6             | 2415          | 0.24%        | 5                | 1,217         | 0.41%        | 0             | 2,038         | 0.00%        |
| 16th                    | Etowah                                 | 2                | 2257          | 0.08%        | 3             | 964           | 0.31%        | 3                | 1,795         | 0.16%        | 5             | 710           | 0.70%        |
| 17th                    | Greene, Marengo & Sumter               | 1                | 213           | 0.46%        | 0             | 275           | 0.00%        | 4                | 249           | 1.60%        | 5             | 240           | 2.08%        |
| 18th                    | Shelby                                 | 33               | 921           | 3.58%        | 6             | 1435          | 0.41%        | 15               | 780           | 1.92%        | 2             | 1,147         | 0.17%        |
| 19th                    | Autauga, Chilton & Elmore              | 6                | 1662          | 0.36%        | 6             | 1202          | 0.49%        | 10               | 2,291         | 0.43%        | 5             | 888           | 0.56%        |
| 20th                    | Henry & Houston                        | 53               | 3578          | 1.48%        | 4             | 818           | 0.48%        | 67               | 4,113         | 1.62%        | 0             | 645           | 0.00%        |
| 21st                    | Escambia                               | 1                | 857           | 0.11%        | 2             | 204           | 0.98%        | 1                | 920           | 0.10%        | 0             | 187           | 0.00%        |
| 22nd                    | Covington                              | 3                | 882           | 0.34%        | 1             | 197           | 0.50%        | 9                | 841           | 1.07%        | 0             | 149           | 0.00%        |
| 23rd                    | Madison                                | 16               | 5268          | 0.30%        | 10            | 2073          | 0.48%        | 26               | 4,726         | 0.55%        | 8             | 1,660         | 0.48%        |
| 24th                    | Fayette, Lamar & Pickens               | 4                | 840           | 0.47%        | 2             | 245           | 0.81%        | 5                | 1,310         | 0.38%        | 1             | 285           | 0.35%        |
| 25th                    | Marion & Winston                       | 0                | 1290          | 0.00%        | 1             | 222           | 0.45%        | 0                | 1,616         | 0.00%        | 0             | 252           | 0.00%        |
| 26th                    | Russell                                | 14               | 1096          | 1.27%        | 2             | 310           | 0.64%        | 19               | 962           | 1.97%        | 1             | 249           | 0.40%        |
| 27th                    | Marshall                               | 1                | 1414          | 0.07%        | 1             | 534           | 0.18%        | 6                | 1,336         | 0.44%        | 3             | 443           | 0.67%        |
| 28th                    | Baldwin                                | 6                | 3632          | 0.16%        | 5             | 1482          | 0.33%        | 47               | 5,075         | 0.92%        | 22            | 1,383         | 1.59%        |
| 29th                    | Talladega                              | 6                | 646           | 0.92%        | 4             | 700           | 0.57%        | 3                | 791           | 0.37%        | 0             | 650           | 0.00%        |
| 30th                    | St. Clair                              | 0                | 1077          | 0.00%        | 4             | 752           | 0.53%        | 1                | 973           | 0.10%        | 1             | 664           | 0.15%        |
| 31st                    | Colbert                                | 2                | 335           | 0.59%        | 1             | 403           | 0.24%        | 1                | 411           | 0.24%        | 2             | 303           | 0.66%        |
| 32nd                    | Cullman                                | 5                | 778           | 0.64%        | 0             | 452           | 0.00%        | 3                | 841           | 0.35%        | 1             | 413           | 0.24%        |
| 33rd                    | Dale & Geneva                          | 8                | 960           | 0.83%        | 2             | 373           | 0.53%        | 0                | 1,321         | 0.00%        | 1             | 271           | 0.36%        |
| 34th                    | Franklin                               | 0                | 536           | 0.00%        | 0             | 235           | 0.00%        | 1                | 426           | 0.23%        | 0             | 228           | 0.00%        |
| 35th                    | Conecuh & Monroe                       | 0                | 275           | 0.00%        | 1             | 263           | 0.38%        | 1                | 262           | 0.38%        | 4             | 201           | 1.99%        |
| 36th                    | Lawrence                               | 2                | 505           | 0.39%        | 0             | 143           | 0.00%        | 2                | 561           | 0.35%        | 0             | 102           | 0.00%        |
| 37th                    | Lee                                    | 22               | 1225          | 1.79%        | 2             | 977           | 0.20%        | 31               | 1,413         | 2.19%        | 4             | 659           | 0.60%        |
| 38th                    | Jackson                                | 0                | 2232          | 0.00%        | 0             | 289           | 0.00%        | 11               | 2,694         | 0.40%        | 2             | 219           | 0.91%        |
| 39th                    | Limestone                              | 3                | 956           | 0.31%        | 2             | 399           | 0.50%        | 8                | 811           | 0.98%        | 0             | 276           | 0.00%        |
| 40th                    | Clay & Coosa                           | 2                | 466           | 0.42%        | 0             | 93            | 0.00%        | 0                | 594           | 0.00%        | 0             | 90            | 0.00%        |
| 41st                    | Blount                                 | 2                | 391           | 0.51%        | 0             | 359           | 0.00%        | 1                | 515           | 0.19%        | 1             | 393           | 0.25%        |
| <b>Statewide Totals</b> |  | <b>401</b>       | <b>65,236</b> | <b>0.61%</b> | <b>149</b>    | <b>35,170</b> | <b>0.42%</b> | <b>412</b>       | <b>71,525</b> | <b>0.57%</b> | <b>126</b>    | <b>28,935</b> | <b>0.43%</b> |

Note Includes jury trial begun no verdict

# JURY EXPENSES FY 2017—FY 2021

| Circuit                 | Counties                               | FY 2017    |                    | FY 2018    |                    | FY 2019     |                    | FY 2020    |                  | FY 2021    |                  |
|-------------------------|--|------------|--------------------|------------|--------------------|-------------|--------------------|------------|------------------|------------|------------------|
|                         |  | Trials     | Expenses           | Trials     | Expenses           | Trials      | Expenses           | Trials     | Expenses         | Trials     | Expenses         |
| 1st                     | Choctaw, Clarke, & Washington          | 6          | \$7,700            | 5          | \$11,710           | 3           | \$13,310           | 0          | \$5,130          | 8          | \$13,580         |
| 2nd                     | Butler, Crenshaw, & Lowndes            | 6          | \$7,790            | 39         | \$10,830           | 27          | \$14,520           | 4          | \$5,120          | 0          | \$2,220          |
| 3rd                     | Barbour & Bullock                      | 3          | \$7,810            | 0          | \$3,860            | 1           | \$4,350            | 3          | \$2,170          | 0          | \$1,960          |
| 4th                     | Bibb, Dallas, Hale, Perry & Wilcox     | 5          | \$25,090           | 16         | \$26,340           | 11          | \$34,970           | 7          | \$15,080         | 3          | \$13,810         |
| 5th                     | Chambers, Macon, Randolph & Tallapoosa | 16         | \$42,710           | 20         | \$45,300           | 33          | \$52,250           | 17         | \$23,950         | 16         | \$24,160         |
| 6th                     | Tuscaloosa                             | 27         | \$46,360           | 23         | \$53,940           | 27          | \$56,900           | 29         | \$33,010         | 14         | \$30,610         |
| 7th                     | Calhoun & Cleburne                     | 17         | \$24,590           | 13         | \$16,270           | 22          | \$19,470           | 9          | \$13,480         | 2          | \$5,480          |
| 8th                     | Morgan                                 | 37         | \$32,140           | 21         | \$27,630           | 20          | \$22,180           | 9          | \$12,760         | 21         | \$28,690         |
| 9th                     | Cherokee & DeKalb                      | 15         | \$13,960           | 12         | \$12,840           | 10          | \$11,410           | 9          | \$7,220          | 20         | \$11,020         |
| 10th                    | Jefferson (Birmingham)                 | 133        | \$112,530          | 127        | \$123,290          | 180         | \$116,950          | 79         | \$63,950         | 31         | \$41,420         |
| 10th                    | Jefferson (Bessemer)                   | 29         | \$36,200           | 34         | \$36,420           | 24          | \$34,080           | 10         | \$15,470         | 5          | \$12,850         |
| 11th                    | Lauderdale                             | 23         | \$24,770           | 16         | \$23,450           | 15          | \$23,630           | 9          | \$8,800          | 3          | \$3,620          |
| 12th                    | Coffee & Pike                          | 23         | \$18,080           | 30         | \$19,750           | 25          | \$19,920           | 20         | \$13,960         | 11         | \$17,180         |
| 13th                    | Mobile                                 | 165        | \$151,620          | 131        | \$151,320          | 135         | \$146,960          | 77         | \$89,640         | 54         | \$57,340         |
| 14th                    | Walker                                 | 3          | \$17,770           | 5          | \$19,730           | 2           | \$17,620           | 0          | \$10,170         | 2          | \$13,040         |
| 15th                    | Montgomery                             | 43         | \$53,640           | 32         | \$51,130           | 43          | \$54,770           | 17         | \$24,570         | 5          | \$15,240         |
| 16th                    | Etowah                                 | 14         | \$39,500           | 12         | \$36,790           | 21          | \$40,000           | 5          | \$19,520         | 8          | \$19,640         |
| 17th                    | Greene, Marengo & Sumter               | 4          | \$10,840           | 5          | \$12,020           | 5           | \$13,150           | 1          | \$7,240          | 9          | \$9,390          |
| 18th                    | Shelby                                 | 14         | \$15,040           | 19         | \$17,160           | 27          | \$19,830           | 39         | \$10,540         | 17         | \$14,280         |
| 19th                    | Autauga, Chilton & Elmore              | 13         | \$49,260           | 23         | \$25,040           | 17          | \$87,160           | 12         | \$17,440         | 15         | \$23,320         |
| 20th                    | Henry & Houston                        | 41         | \$111,010          | 89         | \$79,210           | 313         | \$89,010           | 57         | \$41,620         | 67         | \$30,440         |
| 21st                    | Escambia                               | 7          | \$11,640           | 5          | \$13,800           | 7           | \$12,880           | 3          | \$3,650          | 1          | \$6,590          |
| 22nd                    | Covington                              | 14         | \$9,690            | 9          | \$11,000           | 3           | \$10,370           | 4          | \$5,290          | 9          | \$7,510          |
| 23rd                    | Madison                                | 67         | \$67,940           | 58         | \$61,170           | 54          | \$60,680           | 26         | \$29,500         | 34         | \$56,790         |
| 24th                    | Fayette, Lamar & Pickens               | 3          | \$14,210           | 1          | \$9,110            | 4           | \$9,270            | 6          | \$7,830          | 6          | \$8,030          |
| 25th                    | Marion & Winston                       | 9          | \$8,700            | 2          | \$6,490            | 6           | \$7,260            | 1          | \$3,480          | 0          | \$7,230          |
| 26th                    | Russell                                | 28         | \$18,190           | 28         | \$15,380           | 41          | \$14,370           | 16         | \$9,040          | 20         | \$12,010         |
| 27th                    | Marshall                               | 5          | \$12,230           | 12         | \$24,120           | 10          | \$17,440           | 2          | \$5,600          | 9          | \$11,160         |
| 28th                    | Baldwin                                | 50         | \$42,570           | 61         | \$46,180           | 62          | \$41,210           | 11         | \$14,680         | 69         | \$35,120         |
| 29th                    | Talladega                              | 11         | \$8,200            | 14         | \$7,420            | 16          | \$40,000           | 10         | \$5,760          | 3          | \$3,650          |
| 30th                    | St. Clair                              | 3          | \$5,530            | 3          | \$5,340            | 4           | \$7,660            | 4          | \$5,170          | 2          | \$9,490          |
| 31st                    | Colbert                                | 2          | \$10,450           | 7          | \$15,700           | 6           | \$13,230           | 3          | \$4,990          | 3          | \$7,720          |
| 32nd                    | Cullman                                | 7          | \$14,160           | 8          | \$13,850           | 11          | \$17,010           | 5          | \$7,600          | 4          | \$6,430          |
| 33rd                    | Dale & Geneva                          | 8          | \$11,270           | 6          | \$9,500            | 6           | \$8,400            | 10         | \$10,110         | 1          | \$5,610          |
| 34th                    | Franklin                               | 2          | \$5,880            | 1          | \$3,070            | 3           | \$8,140            | 0          | \$3,560          | 1          | \$1,920          |
| 35th                    | Concuh & Monroe                        | 2          | \$8,150            | 1          | \$5,780            | 8           | \$9,570            | 1          | \$4,250          | 5          | \$7,900          |
| 36th                    | Lawrence                               | 2          | \$7,000            | 16         | \$7,230            | 4           | \$7,500            | 2          | \$5,710          | 2          | \$7,860          |
| 37th                    | Lee                                    | 29         | \$23,280           | 47         | \$37,260           | 39          | \$35,430           | 24         | \$18,640         | 35         | \$39,030         |
| 38th                    | Jackson                                | 9          | \$5,840            | 1          | \$3,330            | 2           | \$5,230            | 0          | \$1,530          | 13         | \$8,270          |
| 39th                    | Limestone                              | 7          | \$8,260            | 8          | \$11,570           | 9           | \$12,080           | 5          | \$9,660          | 8          | \$15,120         |
| 40th                    | Clay & Coosa                           | 0          | \$4,070            | 3          | \$2,550            | 0           | \$2,630            | 2          | \$1,750          | 0          | \$3,360          |
| 41st                    | Blount                                 | 21         | \$18,380           | 11         | \$17,100           | 9           | \$16,630           | 2          | \$9,840          | 2          | \$6,380          |
| <b>Statewide Totals</b> |  | <b>923</b> | <b>\$1,164,050</b> | <b>974</b> | <b>\$1,130,980</b> | <b>1265</b> | <b>\$1,249,430</b> | <b>550</b> | <b>\$608,480</b> | <b>538</b> | <b>\$656,470</b> |

# JURY COSTS PER TRIAL

## FY 2017—FY 2021

| Circuit                 | Counties                                 | FY2017         | FY2018         | FY2019          | FY2020            | FY2021            | Percent of Change |            |
|-------------------------|--|----------------|----------------|-----------------|-------------------|-------------------|-------------------|------------|
|                         |  |                |                |                 |                   |                   | 2017-2021         | 2017-2018  |
| 1st                     | Choctaw, Clarke, and Washington          | \$1,283        | \$2,342        | \$4,436.67      | \$0.00            | \$1,697.50        | 32%               | 82%        |
| 2nd                     | Butler, Crenshaw, and Lowndes            | \$1,298        | \$278          | \$537.78        | \$1,280.00        | \$0.00            | -100%             | -79%       |
| 3rd                     | Barbour, Bullock                         | \$2,603        | \$0            | \$4,350.00      | \$723.33          | \$0.00            | -100%             | -100%      |
| 4th                     | Bibb, Dallas, Hale, Perry and Wilcox     | \$5,018        | \$1,646        | \$3,179.09      | \$2,154.29        | \$4,603.33        | -8%               | -67%       |
| 5th                     | Chambers, Macon, Randolph and Tallapoosa | \$2,669        | \$2,265        | \$1,583.33      | \$1,408.82        | \$1,510.00        | -43%              | -15%       |
| 6th                     | Tuscaloosa                               | \$1,717        | \$2,345        | \$2,107.41      | \$1,138.28        | \$2,186.43        | 27%               | 37%        |
| 7th                     | Calhoun and Cleburne                     | \$1,446        | \$1,252        | \$885.00        | \$1,497.78        | \$2,740.00        | 89%               | -13%       |
| 8th                     | Morgan                                   | \$869          | \$1,316        | \$1,109.00      | \$1,417.78        | \$1,366.19        | 57%               | 51%        |
| 9th                     | Cherokee and Dekalb                      | \$931          | \$1,070        | \$1,141.00      | \$802.22          | \$551.00          | -41%              | 15%        |
| 10th                    | Birmingham, Bessemer                     | \$846          | \$971          | \$649.72        | \$809.49          | \$1,336.13        | 58%               | 15%        |
| 11th                    | Lauderdale                               | \$1,248        | \$1,071        | \$1,420.00      | \$1,547.00        | \$2,570.00        | 106%              | -14%       |
| 12th                    | Coffee and Pike                          | \$1,077        | \$1,466        | \$1,575.33      | \$977.78          | \$1,206.67        | 12%               | 36%        |
| 13th                    | Mobile                                   | \$786          | \$658          | \$796.80        | \$698.00          | \$1,561.82        | 99%               | -16%       |
| 14th                    | Walker                                   | \$919          | \$1,155        | \$1,088.59      | \$1,164.16        | \$1,061.85        | 16%               | 26%        |
| 15th                    | Montgomery                               | \$5,923        | \$3,946        | \$8,810.00      | \$0.00            | \$6,520.00        | 10%               | -33%       |
| 16th                    | Etowah                                   | \$1,247        | \$1,598        | \$1,273.72      | \$1,445.29        | \$3,048.00        | 144%              | 28%        |
| 17th                    | Greene, Marengo and Sumter               | \$2,821        | \$3,066        | \$1,904.76      | \$3,904.00        | \$2,455.00        | -13%              | 9%         |
| 18th                    | Shelby                                   | \$2,710        | \$2,404        | \$2,630.00      | \$7,240.00        | \$1,043.33        | -62%              | -11%       |
| 19th                    | Elmore                                   | \$1,074        | \$903          | \$734.44        | \$270.26          | \$840.00          | -22%              | -16%       |
| 20th                    | Autauga, Chilton, Henry and Houston      | \$3,789        | \$1,089        | \$5,127.06      | \$1,453.33        | \$1,554.67        | -59%              | -71%       |
| 21st                    | Escambia                                 | \$2,708        | \$890          | \$284.38        | \$730.18          | \$454.33          | -83%              | -67%       |
| 22nd                    | Covington                                | \$1,663        | \$2,760        | \$1,840.00      | \$1,216.67        | \$6,590.00        | 296%              | 66%        |
| 23rd                    | Madison                                  | \$692          | \$1,222        | \$3,456.67      | \$1,322.50        | \$834.44          | 21%               | 77%        |
| 24th                    | Fayette, Lamar and Pickens               | \$1,014        | \$1,055        | \$1,123.70      | \$1,134.62        | \$1,670.29        | 65%               | 4%         |
| 25th                    | Marion and Winston                       | \$4,737        | \$9,110        | \$2,317.50      | \$1,305.00        | \$1,338.33        | -72%              | 92%        |
| 26th                    | Russell                                  | \$967          | \$3,245        | \$1,210.00      | \$3,480.00        | \$0.00            | -100%             | 236%       |
| 27th                    | Marshall                                 | \$650          | \$549          | \$350.49        | \$565.00          | \$600.50          | -8%               | -15%       |
| 28th                    | Baldwin                                  | \$2,446        | \$2,010        | \$1,744.00      | \$2,800.00        | \$1,240.00        | -49%              | -18%       |
| 29th                    | Talladega                                | \$851          | \$757          | \$664.68        | \$1,334.55        | \$508.99          | -40%              | -11%       |
| 30th                    | St. Clair                                | \$745          | \$530          | \$2,500.00      | \$576.00          | \$1,216.67        | 63%               | -29%       |
| 31st                    | Colbert                                  | \$1,843        | \$1,780        | \$1,915.00      | \$1,292.50        | \$4,745.00        | 157%              | -3%        |
| 32nd                    | Cullman                                  | \$5,225        | \$2,243        | \$2,205.00      | \$1,663.33        | \$2,573.33        | -51%              | -57%       |
| 33rd                    | Dale and Geneva                          | \$2,023        | \$1,731        | \$1,546.36      | \$1,520.00        | \$1,607.50        | -21%              | -14%       |
| 34th                    | Franklin                                 | \$1,409        | \$1,583        | \$1,400.00      | \$1,011.00        | \$5,610.00        | 298%              | 12%        |
| 35th                    | Franklin                                 | \$2,940        | \$3,070        | \$2,713.33      | \$0.00            | \$1,920.00        | -35%              | 4%         |
| 36th                    | Conecuh and Monroe                       | \$4,075        | \$5,780        | \$1,196.25      | \$4,250.00        | \$1,580.00        | -61%              | 42%        |
| 37th                    | Lawrence                                 | \$3,500        | \$452          | \$1,875.00      | \$2,855.00        | \$3,930.00        | 12%               | -87%       |
| 38th                    | Lee                                      | \$803          | \$793          | \$908.46        | \$776.67          | \$1,115.14        | 39%               | -1%        |
| 39th                    | Jackson                                  | \$649          | \$3,330        | \$2,615.00      | \$0.00            | \$636.15          | -2%               | 413%       |
| 40th                    | Limestone                                | \$1,180        | \$1,446        | \$1,342.22      | \$1,932.00        | \$1,890.00        | 60%               | 23%        |
| 41st                    | Clay and Coosa                           | \$0            | \$850          | \$0.00          | \$875.00          | \$0.00            | 100%              | 0%         |
| 41st                    | Blount                                   | \$875          | \$1,555        | \$1,847.78      | \$4,920.00        | \$3,190.00        | 264%              | 78%        |
| <b>Statewide Totals</b> |  | <b>\$1,261</b> | <b>\$1,161</b> | <b>\$987.69</b> | <b>\$1,106.33</b> | <b>\$1,220.20</b> | <b>-3%</b>        | <b>-8%</b> |



# MUNICIPAL COURT CASELOAD STATISTICS, FY 2021

| Municipality                | Population | Cases Filed |         |             |        | Cases Disposed |         |             |        |
|-----------------------------|------------|-------------|---------|-------------|--------|----------------|---------|-------------|--------|
|                             |            | DUI         | Traffic | Non-Traffic | Total  | DUI            | Traffic | Non-Traffic | Total  |
| Alberville (Marshall)       | 22,386     | 169         | 2,961   | 635         | 3,765  | 170            | 3,151   | 631         | 3,952  |
| Alexander City (Tallapoosa) | 14,467     | 44          | 1,349   | 411         | 1,804  | 56             | 2,922   | 645         | 3,623  |
| Aliceville (Pickens)        | 2,362      | 7           | 270     | 120         | 397    | 2              | 184     | 44          | 230    |
| Andalusia (Covington)       | 11,000     | 18          | 607     | 470         | 1,095  | 20             | 655     | 483         | 1,158  |
| Anniston (Calhoun)          | 21,688     | 43          | 2,838   | 2,167       | 5,048  | 36             | 2,950   | 2,087       | 5,073  |
| Arab (Marshall)             | 7,500      | 36          | 762     | 422         | 1,220  | 43             | 795     | 401         | 1,239  |
| Argo (Jefferson)            | 4,368      | 52          | 2,665   | 261         | 2,978  | 55             | 2,325   | 210         | 2,590  |
| Arley (Winston)             | 357        | 7           | 300     | 26          | 333    | 3              | 197     | 14          | 214    |
| Ashford (Houston)           | 2,468      | 7           | 385     | 74          | 466    | 13             | 3,010   | 426         | 3,449  |
| Ashland (Clay)              | 1,867      | 3           | 126     | 60          | 189    | 7              | 196     | 96          | 299    |
| Ashville (St. Clair)        | 2,380      | 15          | 262     | 179         | 456    | 18             | 285     | 185         | 488    |
| Athens (Limestone)          | 25,406     | 175         | 4,281   | 624         | 5,080  | 0              | 4,630   | 502         | 5,132  |
| Atmore (Escambia)           | 8,931      | 21          | 410     | 284         | 715    | 22             | 330     | 215         | 567    |
| Auburn (Lee)                | 76,143     | 219         | 15,212  | 3,997       | 19,428 | 82             | 14,518  | 3,357       | 17,957 |
| Bay Minette (Baldwin)       | 10,000     | 57          | 5,469   | 685         | 6,211  | 42             | 5,199   | 665         | 5,906  |
| Bayou La Batre (Mobile)     | 2,258      | 20          | 1,513   | 285         | 1,818  | 19             | 1,170   | 217         | 1,406  |
| Berry (Jefferson)           | 1,216      | 4           | 212     | 24          | 240    | 4              | 132     | 33          | 169    |
| Bessemer (Jefferson)        | 27,000     | 91          | 3,887   | 1,475       | 5,453  | 58             | 3,640   | 1,166       | 4,864  |
| Blountsville (Blount)       | 2,262      | 17          | 347     | 153         | 517    | 13             | 149     | 51          | 213    |
| Boaz (Marshall)             | 9,277      | 92          | 1,477   | 708         | 2,277  | 44             | 690     | 546         | 1,280  |
| Brent (Bibb)                | 4,900      | 22          | 444     | 169         | 635    | 28             | 535     | 209         | 772    |
| Bridgeport (Jackson)        | 3,000      | 30          | 594     | 290         | 914    | 11             | 350     | 107         | 468    |
| Brookwood (Tuscaloosa)      | 1,800      | 7           | 139     | 53          | 199    | 4              | 132     | 55          | 191    |
| Brundidge (Pike)            | 2,073      | 1           | 148     | 62          | 211    | 1              | 143     | 54          | 198    |
| Butler (Choctaw)            | 1,868      | 31          | 539     | 215         | 785    | 20             | 504     | 193         | 717    |
| Calera (Shelby)             | 16,494     | 126         | 927     | 626         | 1,679  | 53             | 768     | 325         | 1,146  |
| Carbon Hill (Walker)        | 1,862      | 8           | 229     | 113         | 350    | 8              | 510     | 150         | 668    |
| Carrollton (Pickens)        | 1,017      | 0           | 126     | 66          | 192    | 0              | 71      | 5           | 76     |
| Cedar Bluff (Cherokee)      | 1,820      | 2           | 425     | 104         | 531    | 0              | 151     | 10          | 161    |
| Chelsea (Shelby)            | 15,314     | 13          | 583     | 59          | 655    | 10             | 638     | 112         | 760    |
| Chickasaw (Mobile)          | 5,608      | 17          | 947     | 1,190       | 2,154  | 13             | 1,022   | 868         | 1,903  |
| Clayhatchee (Dale)          | 400        | 0           | 163     | 11          | 174    | 0              | 115     | 6           | 121    |
| Clio (Barbour)              | 1,015      | 3           | 157     | 18          | 178    | 0              | 63      | 3           | 66     |
| Coffeeville (Clarke)        | 263        | 2           | 315     | 7           | 324    | 0              | 56      | 0           | 56     |
| Collinsville (DeKalb)       | 2,059      | 11          | 407     | 60          | 478    | 14             | 375     | 67          | 456    |
| Columbia (Houston)          | 700        | 5           | 510     | 55          | 570    | 7              | 482     | 62          | 551    |
| Columbiana (Shelby)         | 4,588      | 6           | 1,167   | 123         | 1,296  | 7              | 1,104   | 117         | 1,228  |
| Cordova (Walker)            | 1,826      | 5           | 417     | 177         | 599    | 2              | 304     | 84          | 390    |
| Cottonwood (Houston)        | 1,860      | 1           | 170     | 36          | 207    | 0              | 132     | 23          | 155    |

# MUNICIPAL COURT CASELOAD STATISTICS, FY 2021

| Municipality                      | Population | Cases Filed |         |             |       | Cases Disposed |         |             |       |
|-----------------------------------|------------|-------------|---------|-------------|-------|----------------|---------|-------------|-------|
|                                   |            | DUI         | Traffic | Non-Traffic | Total | DUI            | Traffic | Non-Traffic | Total |
| Courtland ( <i>Lawrence</i> )     | 800        | 2           | 1,498   | 239         | 1,739 | 3              | 1,339   | 200         | 1,542 |
| Crossville ( <i>Dekalb</i> )      | 1,851      | 12          | 187     | 49          | 248   | 6              | 138     | 32          | 176   |
| Cullman ( <i>Cullman</i> )        | 18,213     | 72          | 1,361   | 647         | 2,080 | 54             | 1,493   | 770         | 2,317 |
| Daphne ( <i>Baldwin</i> )         | 27,462     | 219         | 3,108   | 488         | 3,815 | 186            | 2,868   | 691         | 3,745 |
| Dora ( <i>Walker</i> )            | 2,200      | 9           | 1,422   | 824         | 2,255 | 23             | 1,265   | 818         | 2,106 |
| Double Springs ( <i>Winston</i> ) | 1,119      | 10          | 195     | 51          | 256   | 6              | 139     | 36          | 181   |
| Douglas ( <i>Marshall</i> )       | 744        | 5           | 908     | 51          | 964   | 6              | 678     | 33          | 717   |
| East Brewton ( <i>Escambia</i> )  | 2,360      | 2           | 217     | 54          | 273   | 9              | 201     | 57          | 267   |
| Eclectic ( <i>Elmore</i> )        | 1,159      | 10          | 433     | 71          | 514   | 6              | 335     | 59          | 400   |
| Elba ( <i>Coffee</i> )            | 4,000      | 16          | 638     | 163         | 817   | 17             | 599     | 171         | 787   |
| Enterprise ( <i>Coffee</i> )      | 28,711     | 115         | 3,083   | 1,371       | 4,569 | 108            | 3,246   | 1,392       | 4,746 |
| Eufaula ( <i>Barbour</i> )        | 12,882     | 47          | 1,150   | 336         | 1,533 | 31             | 907     | 180         | 1,118 |
| Eutaw ( <i>Greene</i> )           | 7,730      | 7           | 512     | 101         | 620   | 2              | 374     | 60          | 436   |
| Evergreen ( <i>Conecuh</i> )      | 3,372      | 27          | 1,212   | 236         | 1,475 | 31             | 983     | 202         | 1,216 |
| Excel ( <i>Monroe</i> )           | 726        | 5           | 432     | 30          | 467   | 5              | 382     | 21          | 408   |
| Fairhope ( <i>Baldwin</i> )       | 22,677     | 13          | 1,751   | 463         | 2,227 | 61             | 1,526   | 551         | 2,138 |
| Falkville ( <i>Morgan</i> )       | 1,279      | 17          | 1,090   | 167         | 1,274 | 15             | 920     | 128         | 1,063 |
| Floralia ( <i>Covington</i> )     | 1,980      | 22          | 935     | 123         | 1,080 | 15             | 850     | 114         | 979   |
| Florence ( <i>Lauderdale</i> )    | 40,000     | 151         | 2,376   | 2,236       | 4,763 | 147            | 2,206   | 1,874       | 4,227 |
| Foley ( <i>Baldwin</i> )          | 20,335     | 217         | 2,071   | 1,382       | 3,670 | 203            | 1,894   | 1,463       | 3,560 |
| Forkland ( <i>Greene</i> )        | 658        | 0           | 24      | 0           | 24    | 0              | 24      | 0           | 24    |
| Fort Payne ( <i>Dekalb</i> )      | 14,877     | 91          | 766     | 318         | 1,175 | 85             | 742     | 460         | 1,287 |
| Fultondale ( <i>Jefferson</i> )   | 9,000      | 12          | 1,274   | 523         | 1,809 | 5              | 1,074   | 523         | 1,602 |
| Fyffe ( <i>Dekalb</i> )           | 1,320      | 7           | 537     | 69          | 613   | 15             | 586     | 106         | 707   |
| Gantt ( <i>Covington</i> )        | 240        | 2           | 111     | 6           | 119   | 1              | 127     | 22          | 150   |
| Gardendale ( <i>Jefferson</i> )   | 14,333     | 29          | 1,630   | 633         | 2,292 | 40             | 1,570   | 607         | 2,217 |
| Geneva ( <i>Geneva</i> )          | 4,670      | 8           | 568     | 188         | 764   | 7              | 539     | 143         | 689   |
| Georgiana ( <i>Butler</i> )       | 1,738      | 5           | 3,027   | 93          | 3,125 | 5              | 2,716   | 69          | 2,790 |
| Geraldine ( <i>Dekalb</i> )       | 910        | 8           | 285     | 20          | 313   | 3              | 186     | 23          | 212   |
| Gordo ( <i>Pickens</i> )          | 1,628      | 5           | 552     | 36          | 593   | 5              | 516     | 48          | 569   |
| Grant ( <i>Marshall</i> )         | 1,001      | 3           | 68      | 14          | 85    | 0              | 0       | 0           | 0     |
| Greensboro ( <i>Hale</i> )        | 2,497      | 14          | 217     | 135         | 366   | 4              | 149     | 86          | 239   |
| Grove Hill ( <i>Clarke</i> )      | 1,818      | 20          | 913     | 47          | 980   | 9              | 606     | 39          | 654   |
| Gulf Shores ( <i>Baldwin</i> )    | 15,014     | 189         | 1,541   | 1,023       | 2,753 | 218            | 1,341   | 894         | 2,453 |
| Guntersville ( <i>Marshall</i> )  | 8,500      | 53          | 993     | 461         | 1,507 | 113            | 2,388   | 770         | 3,271 |
| Gurley ( <i>Madison</i> )         | 810        | 2           | 300     | 18          | 320   | 0              | 0       | 0           | 0     |
| Haleyville ( <i>Winston</i> )     | 4,098      | 29          | 1,245   | 181         | 1,455 | 29             | 819     | 105         | 953   |
| Hamilton ( <i>Marion</i> )        | 6,414      | 15          | 722     | 265         | 1,002 | 35             | 923     | 441         | 1,399 |
| Hanceville ( <i>Cullman</i> )     | 3,217      | 23          | 2,794   | 549         | 3,366 | 13             | 2,491   | 323         | 2,827 |

# MUNICIPAL COURT CASELOAD STATISTICS, FY 2021

| Municipality                        | Population | Cases Filed |         |             |        | Cases Disposed |         |             |        |
|-------------------------------------|------------|-------------|---------|-------------|--------|----------------|---------|-------------|--------|
|                                     |            | DUI         | Traffic | Non-Traffic | Total  | DUI            | Traffic | Non-Traffic | Total  |
| Harpersville ( <i>Shelby</i> )      | 1,700      | 22          | 3,185   | 263         | 3,470  | 15             | 2,616   | 139         | 2,770  |
| Hartford ( <i>Geneva</i> )          | 2,651      | 6           | 1,235   | 152         | 1,393  | 4              | 1,053   | 105         | 1,162  |
| Hartselle ( <i>Morgan</i> )         | 15,455     | 47          | 1,625   | 257         | 1,929  | 67             | 1,767   | 356         | 2,190  |
| Headland ( <i>Henry</i> )           | 4,700      | 2           | 1,626   | 215         | 1,843  | 2              | 1,677   | 241         | 1,920  |
| Henagar ( <i>Dekalb</i> )           | 2,425      | 11          | 109     | 38          | 158    | 12             | 185     | 56          | 253    |
| Hillsboro ( <i>Lawrence</i> )       | 516        | 1           | 2,025   | 26          | 2,052  | 1              | 1,670   | 20          | 1,691  |
| Hokes Bluff ( <i>Etowah</i> )       | 4,294      | 7           | 510     | 78          | 595    | 6              | 553     | 72          | 631    |
| Hollywood ( <i>Jackson</i> )        | 1,000      | 7           | 509     | 78          | 594    | 7              | 459     | 72          | 538    |
| Homewood ( <i>Jefferson</i> )       | 25,199     | 48          | 5,916   | 1,284       | 7,248  | 61             | 5,400   | 1,141       | 6,602  |
| Hoover ( <i>Jefferson</i> )         | 86,270     | 127         | 6,573   | 5,081       | 11,781 | 185            | 6,519   | 2,390       | 9,094  |
| Hueytown ( <i>Jefferson</i> )       | 16,000     | 25          | 2,384   | 1,275       | 3,684  | 31             | 2,639   | 1,474       | 4,144  |
| Huntsville ( <i>Madison</i> )       | 215,006    | 974         | 19,440  | 1,887       | 22,301 | 421            | 14,707  | 2,675       | 17,803 |
| Ider ( <i>Dekalb</i> )              | 730        | 1           | 177     | 41          | 219    | 1              | 188     | 42          | 231    |
| Irondale ( <i>Jefferson</i> )       | 13,497     | 5           | 1,447   | 331         | 1,783  | 6              | 1,402   | 304         | 1,712  |
| Jackson's Gap ( <i>Tallapoosa</i> ) | 747        | 5           | 871     | 61          | 937    | 2              | 719     | 24          | 745    |
| Jacksonville ( <i>Calhoun</i> )     | 14,385     | 33          | 1,011   | 624         | 1,668  | 43             | 1,199   | 633         | 1,875  |
| Jemison ( <i>Chilton</i> )          | 2,585      | 36          | 647     | 343         | 1,026  | 32             | 767     | 338         | 1,137  |
| Killen ( <i>Lauderdale</i> )        | 1,100      | 3           | 1,335   | 29          | 1,367  | 5              | 1,278   | 24          | 1,307  |
| Kimberly ( <i>Jefferson</i> )       | 2,711      | 12          | 369     | 135         | 516    | 9              | 246     | 64          | 319    |
| Kinston ( <i>Coffee</i> )           | 999        | 4           | 144     | 25          | 173    | 0              | 93      | 6           | 99     |
| Lake View ( <i>Tuscaloosa</i> )     | 3,640      | 0           | 83      | 8           | 91     | 5              | 231     | 105         | 341    |
| Leeds ( <i>Jefferson</i> )          | 12,324     | 27          | 2,463   | 1,188       | 3,678  | 18             | 2,361   | 1,011       | 3,390  |
| Lexington ( <i>Lauderdale</i> )     | 709        | 63          | 1,541   | 553         | 2,157  | 62             | 1,506   | 553         | 2,121  |
| Linden ( <i>Marengo</i> )           | 1,842      | 14          | 1,340   | 138         | 1,492  | 12             | 1,150   | 106         | 1,268  |
| Lipscomb ( <i>Jefferson</i> )       | 2,086      | 2           | 263     | 94          | 359    | 2              | 152     | 48          | 202    |
| Livingston ( <i>Sumter</i> )        | 3,750      | 6           | 316     | 176         | 498    | 5              | 283     | 116         | 404    |
| Lockhart ( <i>Covington</i> )       | 445        | 0           | 102     | 16          | 118    | 0              | 150     | 5           | 155    |
| Loxley ( <i>Baldwin</i> )           | 3,710      | 26          | 942     | 161         | 1,129  | 33             | 810     | 114         | 957    |
| Luverne ( <i>Crenshaw</i> )         | 2,765      | 3           | 489     | 57          | 549    | 3              | 404     | 61          | 468    |
| Madison ( <i>Madison</i> )          | 53,797     | 111         | 2,161   | 929         | 3,201  | 131            | 2,474   | 1,047       | 3,652  |
| Maplesville ( <i>Chilton</i> )      | 708        | 2           | 484     | 87          | 573    | 5              | 500     | 104         | 609    |
| Margaret ( <i>St. Clair</i> )       | 5,287      | 9           | 475     | 19          | 503    | 15             | 401     | 16          | 432    |
| Midfield ( <i>Jefferson</i> )       | 5,211      | 11          | 337     | 121         | 469    | 5              | 95      | 18          | 118    |
| Millbrook ( <i>Elmore</i> )         | 16,564     | 58          | 4,716   | 1,022       | 5,796  | 74             | 4,158   | 1,096       | 5,328  |
| Monroeville ( <i>Monroe</i> )       | 5,718      | 25          | 1,045   | 173         | 1,243  | 13             | 628     | 53          | 694    |
| Montevallo ( <i>Shelby</i> )        | 6,575      | 53          | 1,189   | 309         | 1,551  | 62             | 1,368   | 302         | 1,732  |
| Montgomery ( <i>Montgomery</i> )    | 205,764    | 114         | 22,026  | 3,514       | 25,654 | 80             | 19,230  | 3,065       | 22,375 |

# MUNICIPAL COURT CASELOAD STATISTICS, FY 2021

| Municipality               | Population | Cases Filed |         |             |       | Cases Disposed |         |             |       |
|----------------------------|------------|-------------|---------|-------------|-------|----------------|---------|-------------|-------|
|                            |            | DUI         | Traffic | Non-Traffic | Total | DUI            | Traffic | Non-Traffic | Total |
| Moody (St. Clair)          | 13,170     | 42          | 2,282   | 296         | 2,620 | 48             | 2,010   | 264         | 2,322 |
| Morris (Jefferson )        | 2,211      | 2           | 24      | 33          | 59    | 0              | 28      | 20          | 48    |
| Moulton (Lawrence)         | 3,202      | 19          | 1,312   | 330         | 1,661 | 25             | 1,169   | 346         | 1,540 |
| Mountain Brook (Jefferson) | 20,436     | 113         | 4,016   | 344         | 4,473 | 114            | 3,893   | 295         | 4,302 |
| Munford (Talladega)        | 1,344      | 12          | 718     | 77          | 807   | 7              | 587     | 45          | 639   |
| Muscle Shoals (Colbert)    | 14,263     | 64          | 889     | 529         | 1,482 | 68             | 802     | 482         | 1,352 |
| New Hope (Madison)         | 2,889      | 9           | 701     | 106         | 816   | 7              | 678     | 89          | 774   |
| Newton (Dale)              | 1,500      | 1           | 1,150   | 116         | 1,267 | 0              | 736     | 33          | 769   |
| Northport (Tuscaloosa)     | 22,000     | 59          | 8,623   | 454         | 9,136 | 39             | 8,900   | 370         | 9,309 |
| Notasulga (Macon)          | 965        | 1           | 216     | 19          | 236   | 3              | 213     | 30          | 246   |
| Odenville (St. Clair)      | 4,969      | 47          | 705     | 138         | 890   | 58             | 832     | 111         | 1,001 |
| Ohatchee (Calhoun)         | 1,202      | 16          | 2,182   | 155         | 2,353 | 13             | 2,285   | 136         | 2,434 |
| Oneonta (Blount)           | 6,700      | 39          | 761     | 563         | 1,363 | 36             | 569     | 421         | 1,026 |
| Opelika (Lee)              | 31,472     | 206         | 2,741   | 1,349       | 4,296 | 139            | 2,721   | 1,262       | 4,122 |
| Opp (Covington)            | 6,000      | 46          | 877     | 314         | 1,237 | 33             | 890     | 291         | 1,214 |
| Orange Beach (Baldwin)     | 8,095      | 124         | 1,017   | 722         | 1,863 | 105            | 992     | 809         | 1,906 |
| Owens Cross Rds. (Madison) | 2,594      | 6           | 633     | 102         | 741   | 5              | 682     | 105         | 792   |
| Oxford (Calhoun)           | 22,069     | 75          | 1,951   | 1,135       | 3,161 | 87             | 1,997   | 1,203       | 3,287 |
| Ozark (Dale)               | 14,500     | 30          | 2,575   | 433         | 3,038 | 37             | 2,600   | 433         | 3,070 |
| Pell City (St. Clair)      | 38,816     | 64          | 2,433   | 627         | 3,124 | 44             | 2,428   | 575         | 3,047 |
| Phenix City (Russell)      | 36,641     | 74          | 793     | 1,485       | 2,352 | 36             | 664     | 1,323       | 2,023 |
| Phil Campbell (Franklin)   | 946        | 0           | 29      | 13          | 42    | 0              | 29      | 9           | 38    |
| Piedmont (Calhoun)         | 4,900      | 28          | 661     | 237         | 926   | 26             | 663     | 228         | 917   |
| Pinckard (Dale)            | 582        | 1           | 471     | 13          | 485   | 0              | 311     | 4           | 315   |
| Pine Hill (Wilcox)         | 758        | 9           | 473     | 68          | 550   | 14             | 422     | 68          | 504   |
| Pleasant Grove (Jefferson) | 10,000     | 9           | 1,369   | 404         | 1,782 | 5              | 604     | 149         | 758   |
| Powell (DeKalb)            | 955        | 0           | 97      | 25          | 122   | 0              | 85      | 13          | 98    |
| Prattville (Autauga)       | 55,000     | 122         | 3,622   | 890         | 4,634 | 0              | 3,905   | 950         | 4,855 |
| Prichard (Mobile)          | 28,000     | 20          | 624     | 996         | 1,640 | 37             | 644     | 834         | 1,515 |
| Ragland (St. Clair)        | 1,639      | 2           | 341     | 81          | 424   | 67             | 1,524   | 673         | 2,264 |
| Rainbow City (Etowah)      | 10,196     | 42          | 1,907   | 504         | 2,453 | 50             | 1,525   | 560         | 2,135 |
| Rainsville (DeKalb)        | 5,505      | 28          | 646     | 139         | 813   | 29             | 729     | 187         | 945   |
| Red Bay (Franklin)         | 3,451      | 11          | 237     | 99          | 347   | 7              | 202     | 62          | 271   |
| Red Level (Covington)      | 432        | 0           | 4       | 6           | 10    | 0              | 8       | 4           | 12    |
| Reform (Pickens)           | 1,875      | 6           | 736     | 176         | 918   | 4              | 554     | 54          | 612   |
| Repton (Conecuh)           | 300        | 1           | 117     | 3           | 121   | 0              | 106     | 0           | 106   |
| River Falls (Covington)    | 571        | 2           | 554     | 34          | 590   | 2              | 414     | 35          | 451   |



# MUNICIPAL COURT CASELOAD STATISTICS, FY 2021

| Municipality                        | Population | Cases Filed  |                |               |                | Cases Disposed |                |               |                |
|-------------------------------------|------------|--------------|----------------|---------------|----------------|----------------|----------------|---------------|----------------|
|                                     |            | DUI          | Traffic        | Non-Traffic   | Total          | DUI            | Traffic        | Non-Traffic   | Total          |
| Robertsdale ( <i>Baldwin</i> )      | 1,073      | 25           | 528            | 186           | 739            | 41             | 550            | 214           | 805            |
| Russellville ( <i>Franklin</i> )    | 10,855     | 92           | 2,569          | 677           | 3,338          | 79             | 2,646          | 581           | 3,306          |
| Saraland ( <i>Mobile</i> )          | 14,711     | 78           | 2,545          | 507           | 3,130          | 10             | 1,921          | 316           | 2,247          |
| Sardis City ( <i>Etowah</i> )       | 1,814      | 23           | 577            | 40            | 640            | 27             | 513            | 61            | 601            |
| Section ( <i>Jackson</i> )          | 769        | 2            | 144            | 29            | 175            | 3              | 115            | 32            | 150            |
| Semmes ( <i>Mobile</i> )            | 5,918      | 0            | 0              | 49            | 49             | 0              | 0              | 49            | 49             |
| Silverhill ( <i>Baldwin</i> )       | 630        | 20           | 1,668          | 87            | 1,775          | 19             | 1,560          | 64            | 1,643          |
| Skyline ( <i>Jackson</i> )          | 832        | 0            | 57             | 14            | 71             | 0              | 78             | 19            | 97             |
| Snead ( <i>Blount</i> )             | 1,032      | 7            | 375            | 78            | 460            | 7              | 366            | 74            | 447            |
| Southside ( <i>Etowah</i> )         | 9,049      | 12           | 898            | 170           | 1,080          | 20             | 902            | 159           | 1,081          |
| Spanish Fort ( <i>Baldwin</i> )     | 10,000     | 20           | 376            | 116           | 512            | 19             | 253            | 128           | 400            |
| Springville ( <i>St. Clair</i> )    | 4,786      | 26           | 1,560          | 358           | 1,944          | 13             | 1,369          | 65            | 1,447          |
| St. Florian ( <i>Lauderdale</i> )   | 532        | 14           | 1,672          | 249           | 1,935          | 13             | 1,301          | 154           | 1,468          |
| Steele ( <i>St. Clair</i> )         | 1,200      | 2            | 41             | 45            | 88             | 2              | 39             | 21            | 62             |
| Summerdale ( <i>Baldwin</i> )       | 1,906      | 21           | 3,749          | 180           | 3,950          | 7              | 4,165          | 245           | 4,417          |
| Sylacauga ( <i>Talladega</i> )      | 13,000     | 39           | 1,331          | 981           | 2,351          | 59             | 1,299          | 865           | 2,223          |
| Sylvania ( <i>Dekalb</i> )          | 2,546      | 5            | 185            | 65            | 255            | 5              | 107            | 22            | 134            |
| Talladega ( <i>Talladega</i> )      | 15,676     | 56           | 614            | 669           | 1,339          | 68             | 768            | 724           | 1,560          |
| Tallassee ( <i>Elmore</i> )         | 5,000      | 13           | 685            | 445           | 1,143          | 4              | 459            | 174           | 637            |
| Taylor ( <i>Houston</i> )           | 2,428      | 0            | 151            | 29            | 180            | 2              | 218            | 32            | 252            |
| Thorsby ( <i>Chilton</i> )          | 2,015      | 6            | 395            | 121           | 522            | 6              | 326            | 119           | 451            |
| Trinity ( <i>Morgan</i> )           | 2,526      | 12           | 834            | 131           | 977            | 8              | 868            | 116           | 992            |
| Trussville ( <i>Jefferson</i> )     | 26,123     | 31           | 4,251          | 1,080         | 5,362          | 46             | 3,920          | 1,029         | 4,995          |
| Tuscaloosa ( <i>Tuscaloosa</i> )    | 95,334     | 277          | 9,742          | 3,767         | 13,786         | 254            | 7,423          | 3,796         | 11,473         |
| Tuscumbia ( <i>Colbert</i> )        | 8,423      | 46           | 1,193          | 361           | 1,600          | 31             | 920            | 250           | 1,201          |
| Tuskegee ( <i>Macon</i> )           | 9,395      | 33           | 626            | 407           | 1,066          | 18             | 399            | 174           | 591            |
| Uniontown ( <i>Perry</i> )          | 1,600      | 1            | 443            | 28            | 472            | 0              | 186            | 20            | 206            |
| Vance ( <i>Tuscaloosa</i> )         | 2,092      | 6            | 478            | 71            | 555            | 8              | 537            | 46            | 591            |
| Vestavia Hills ( <i>Jefferson</i> ) | 34,500     | 91           | 10,962         | 801           | 11,854         | 66             | 8,967          | 602           | 9,635          |
| Vincent ( <i>Shelby</i> )           | 2,012      | 0            | 102            | 39            | 141            | 3              | 116            | 30            | 149            |
| Warrior ( <i>Jefferson</i> )        | 3,200      | 5            | 214            | 467           | 686            | 1              | 126            | 239           | 366            |
| Webb ( <i>Houston</i> )             | 1,427      | 0            | 532            | 24            | 556            | 0              | 566            | 30            | 596            |
| Wedowee ( <i>Randolph</i> )         | 1,000      | 7            | 142            | 54            | 203            | 5              | 109            | 61            | 175            |
| Wetumpka ( <i>Elmore</i> )          | 7,500      | 31           | 3,317          | 382           | 3,730          | 24             | 3,202          | 418           | 3,644          |
| Woodstock ( <i>Bibb</i> )           | 1,472      | 7            | 875            | 198           | 1,080          | 10             | 802            | 195           | 1,007          |
| York ( <i>Sumter</i> )              | 2,414      | 2            | 126            | 42            | 170            | 1              | 88             | 23            | 112            |
|                                     |            | <b>7,120</b> | <b>289,440</b> | <b>76,905</b> | <b>373,465</b> | <b>5,865</b>   | <b>269,346</b> | <b>69,551</b> | <b>344,762</b> |



*A publication of the*  
**ALABAMA ADMINISTRATIVE OFFICE OF COURTS**  
300 Dexter Avenue  
Montgomery, Alabama 36104-3741  
(866) 954-9411  
[www.alacourt.gov](http://www.alacourt.gov)