

# ALABAMA UNIFIED JUDICIAL SYSTEM



## FISCAL YEAR 2018 ANNUAL REPORT AND STATISTICS



**ALABAMA ADMINISTRATIVE OFFICE OF COURTS**  
300 Dexter Avenue  
Montgomery, Alabama 36104-3741  
(866) 954-9411  
[www.alacourt.gov](http://www.alacourt.gov)

# ALABAMA UNIFIED JUDICIAL SYSTEM FISCAL YEAR 2018 ANNUAL REPORT AND STATISTICS

## TABLE OF CONTENTS

	Alabama’s Unified Judicial System.....	1
	The Supreme Court of Alabama.....	4
	Alabama Court of Criminal Appeals.....	17
	Alabama Court of Civil Appeals.....	28
	Supreme Court & State Law Library, Reporter of Decisions, and Marshal.....	39
	Judicial Inquiry Commission and Court of the Judiciary.....	43
	Administrative Office of Courts.....	46
	Directory of Alabama’s Circuits and Trial Courts.....	59
	Circuit Court Caseload Statistics.....	128
	District Court Caseload Statistics.....	144
	Jury Trials as a Percentage of Caseload Dispositions.....	156
	Jury Expenses.....	157
	Jury Costs Per Trial.....	158
	Municipal Court Caseload Statistics.....	159

Depicted on the cover of the Fiscal Year 2018 Annual Report is the Shelby County Courthouse in Columbiana, Alabama.

# ALABAMA'S UNIFIED JUDICIAL SYSTEM

The Judicial Article Implementation Act of 1975 (Act No. 1975-1205) revised the Alabama Court System and prescribed the pattern for its operation. The major changes included:

- Over four hundred trial courts were reorganized into a unified system;
- Judges were required to be attorneys, with the exception of probate judges;
- Uniform jurisdictions were established for all trial courts;
- Judges were prohibited from re-election or appointment after the age of seventy;
- Authority was granted to the Supreme Court of Alabama to adopt rules pertaining to the administration of courts as well as governing practice and procedure;
- Provisions for the adoption of the *Canons of Judicial Ethics*;
- Provisions for the flexible assignment of judges;
- A central judicial administration system was built into the Alabama Constitution;
- Provisions for a Judicial Compensation Commission; and
- The creation of the Judicial Inquiry Commission and the Court of the Judiciary.

Amendment 328 of the Alabama Constitution of 1901 further provided for the exclusive judicial power of the State to be vested in a Unified Judicial System, to become effective January 17, 1977. Today, the Supreme Court of Alabama, the Court of Criminal Appeals, the Court of Civil Appeals, and the Administrative Office of Courts all operate within a single location in Montgomery, Alabama.

---

---

The Alabama Constitution, in addition to providing for the appellate courts of the State, provides for a trial court of general jurisdiction, known as the circuit court; a trial court for limited jurisdiction known as the district court; a probate court; and such municipal courts as may be provided by law.

The State of Alabama is divided into 41 judicial circuits, numbered and composed of counties in the same region. Jury trials within the State of Alabama occur at the circuit court level.

There is an office of the circuit clerk in each of the sixty-seven counties and one in the Bessemer Division of Jefferson County. The duties of the circuit clerk include the filing, processing, and maintenance of all court records. The circuit clerk is responsible for the same duties as they apply to the district court when there is no clerk appointed to the office of district clerk. There is currently only one district clerk in the State of Alabama.

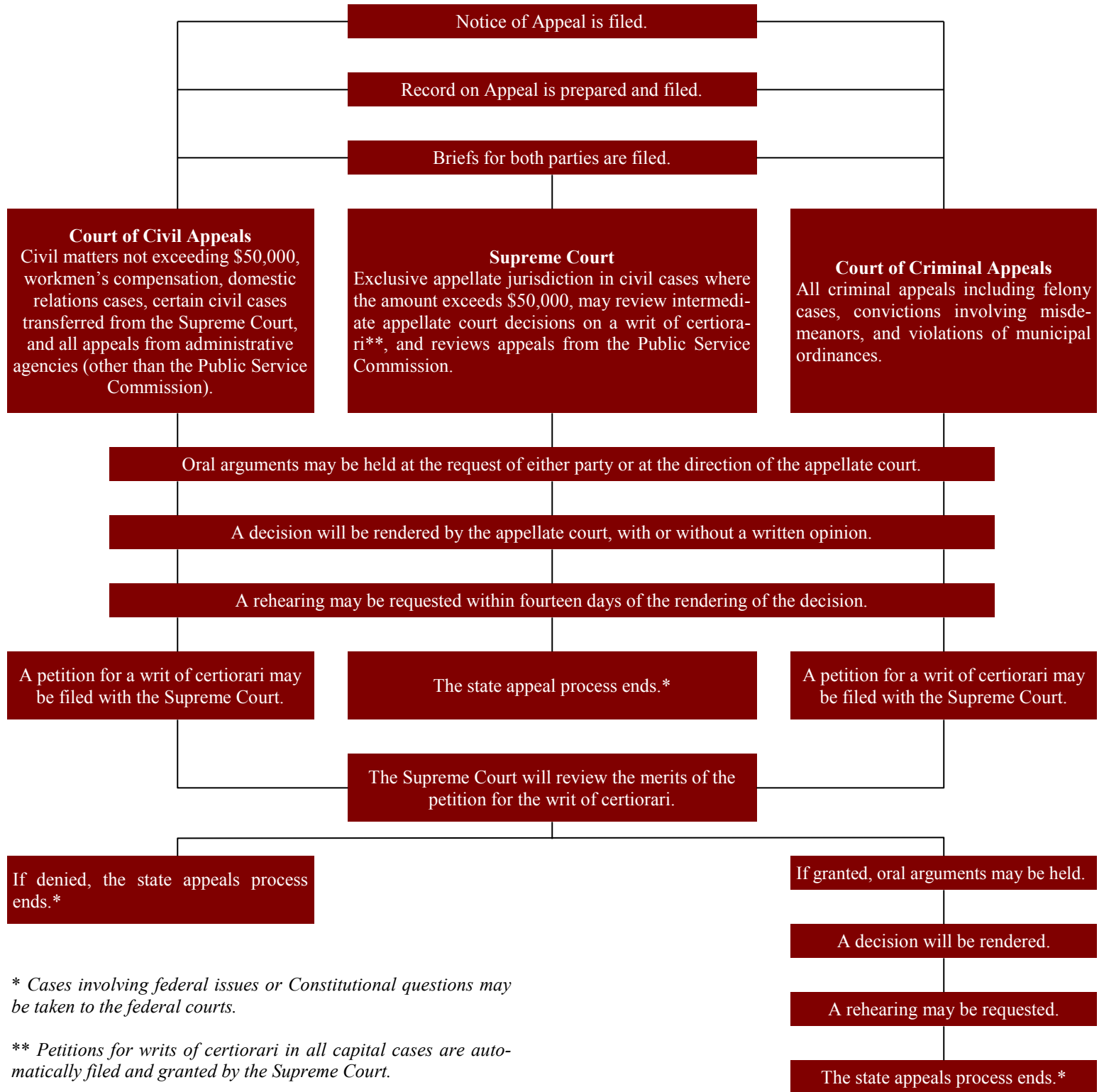
Sessions of the district court are required to be held in each county seat. Although the district court is considered to be a “court of record,” transcripts or reports of the court proceedings are not required by law. All cases are tried without a jury.

Any given municipality of the State of Alabama, if it elects to do so, holds its own court proceedings according to the limitations provided by law. If the municipal court is abolished by that governing body, jurisdiction is transferred to the appropriate district court.

The probate courts in each county of the State have original and general jurisdictions over very specific matters delineated by statute. While constitutionally a part of the Alabama Judicial System, the probate courts are not included in the system’s budget and are administered locally by the respective probate judge. Funding is generated through the county governments or through fees generated in probate court.



# THE APPELLATE PROCESS IN THE STATE OF ALABAMA



\* Cases involving federal issues or Constitutional questions may be taken to the federal courts.

\*\* Petitions for writs of certiorari in all capital cases are automatically filed and granted by the Supreme Court.

# THE SUPREME COURT OF ALABAMA



Seated, from left to right: Justice Greg Shaw, Justice Michael Bolin, Chief Justice Lyn Stuart, Justice Tom Parker and Justice James Main  
Standing, from left to right: Justice William B. Sellers, Justice Kelli Wise, Justice Tommy Bryan and Justice Brady E. Mendheim, Jr.

**T**he Supreme Court of Alabama, Alabama’s court of last resort, is composed of a Chief Justice and eight Associate Justices. All members of the Court are elected in statewide elections to six-year terms. The Supreme Court has general supervisory authority over all courts in the State and power to review any judgment of these courts. In addition, the Supreme Court has the authority to make administrative rules and regulations to ensure the efficient and speedy administration of justice and to make and promulgate rules governing practice and procedure in all courts in the state.

To facilitate the decision-making process, the Supreme Court has traditionally been divided into two divisions with a panel of four associate justices each. The Chief Justice sits on both divisions. If the five members of a division disagree on the disposition of a particular case, the case must be submitted to the entire Court for resolution. The Court’s internal rules require consideration by the full Court of petitions for certiorari review in capital cases in which the death penalty is imposed, cas-

es declaring a statute unconstitutional, advisory opinions to the Governor or the Legislature, utility rate cases, cases overruling a previous decision of the Supreme Court, and petitions for certiorari review in instances where the Supreme Court is reversing a judgment of the Court of Criminal Appeals or the Court of Civil Appeals. The Supreme Court disposed of a total of 1,234 cases during fiscal year 2018. Of that total, 436 of the cases were direct appeals and 472 were petitions for writ of certiorari. The Court considered 300 petitions for writ of mandamus, 0 certified questions, 27 miscellaneous petitions, and 0 advisory opinions. The Supreme Court transferred (“deflected”), pursuant to §12-2-7(6), *Code of Alabama* 1975, 117 appeals to the Court of Civil Appeals.

## THE ALABAMA APPELLATE MEDIATION PROGRAM

The Alabama Appellate Mediation Program was created to provide parties an alternative method of resolving their disputes early in the appellate process,

# THE SUPREME COURT OF ALABAMA

thereby saving the parties time, expense, and uncertainty.

Authorized by the Supreme Court’s 2003 adoption of Rule 55, of the Alabama Rules of Appellate Procedure (ARAP), the Appellate Mediation Program is available for any direct appeal, civil in nature, wherein all parties are represented by counsel. The appeals must be within the jurisdiction of the Supreme Court of Alabama of the Alabama Court of Civil Appeals.

In November of 2003, the Supreme Court of Alabama adopted the Alabama Rules of Appellate Mediation. The program began referring appeals to mediation in January of 2004.

After an initial screening phase, a case may be referred (ordered) to mediation. If referred, mediation is mandatory, but settlement is not. The program provides the parties an opportunity to discuss alternatives to the judgement entered by the trial court and possible ruling by the appellate court. Parties and their attorneys work

throughout this process with the assistance of a trained mediator.

Below is the statistical information for the program during the period of October 1, 2017 through September 30, 2018. In this time period, over 55% of completed Supreme Court cases referred to mediation reached a settlement. Additionally, over 47% of completed mediation cases for Court of Civil Appeals reached settlement. Since the program’s inception in January of 2004, the combined completed cases referred to Appellate Mediation from both the Supreme Court and the Court of Civil Appeals have an annual average of 50% settlement rate.

## ALABAMA APPELLATE MEDIATION STATISTICS FOR FISCAL YEAR 2018

	Supreme Court of Alabama	Alabama Court of Civil Appeals
<b>Total Number of Appeals Screened for Mediation</b>	163	184
<b>Active Cases Still in the Screening Phase as of 9/30/18</b>	10	12
<b>Cases Reinstated to Appellate Docket after Screening (Not Referred)</b>	65	94
<b>Active Referred Cases as of September 30, 2018</b>	20	18
<b>Taken Out of Process (TOP)*</b>	6	18
<b>Total Number of Appeals Referred to Mediation (Active and Completed)</b>	129	107
<b>Total Number of Completed Mediations During this Time Period</b>	109	89
<b>Full Settlement</b>	61 (55.96%)	42 (47.19%)
<b>Partial Settlement</b>	0 (0%)	1 (1.12%)
<b>Impasse</b>	48 (44.04%)	46 (51.69%)

\* TOP/Taken Out of Process — These are appeals that have been removed from the mediation docket due to extraneous circumstances (i.e., withdrawal of counsel, bankruptcy, etc.)



# JUSTICES OF THE SUPREME COURT OF ALABAMA



**Chief Justice Lyn Stuart** is a native of Atmore, Alabama, attended public schools and graduated from Escambia County High School. She received a Bachelor of Arts degree in Sociology and Education from Auburn University with high honors in 1977 and her Juris Doctorate degree from The University of Alabama School of Law in 1980. She served as Secretary of the Student Bar Association, was a member of the John A. Campbell Moot Court Board and received the Dean's Service Award at graduation.

Upon graduation from law school Justice Stuart worked as an Assistant Attorney General for the State of Alabama under former Attorney General Charles Graddick. She also served as Executive Assistant to the Commissioner and Special Assistant Attorney General for the State Department of Corrections. Upon moving to Baldwin County, she became an Assistant District Attorney for Baldwin County on the staff of District Attorney David Whetstone.

In 1988, she was elected District Judge, and was re-elected in 1994. In addition to her District Civil and Criminal caseloads, she served as the Juvenile Court Judge for Baldwin County. Governor Fob James appointed Justice Stuart to the Circuit bench in January 1997. She was elected, without opposition, to a six year term in 1998. As a Circuit Court Judge she handled Civil and Criminal cases. She served as a specially appointed Family Court Judge for the majority of the 12 years on the trial court bench.

Justice Stuart was elected to the Alabama Supreme Court in 2000 and re-elected in 2006, and 2012. As the Senior Associate Justice, she became Acting Chief Justice on May 6, 2016. On April 26, 2017, Governor Kay Ivey appointed her Chief Justice.

Justice Stuart was invited and served as a Faculty Advisor at the National Judicial College in Reno, Nevada. She is a past president of the Alabama Council of Juvenile and Family Court Judges. She has served as a national speaker for the National Council of Juvenile and Family Court Judges, training judges and other professionals on the handling of child abuse and neglect cases. She served as President of the Blue Ridge Institute for Juvenile and Family Court Judges in 2002.

Justice Stuart and her husband, George, have two sons, Tucker and Shepard, and a daughter, Kelly. They are grandparents of two grandchildren, Sophie and Thomas. Justice Stuart is a member and past president of several civic organizations: the Heritage Junior Women's Club, the Bay Minette Kiwanis Club; and the Jubilee Woman's Club. She serves on the Board of Directors of the Alabama Federation of Women's Clubs. Lyn and George are members of the First United Methodist Church of Bay Minette, where Lyn serves as a member of the Church Council, sings in the choir, and teaches an adult Sunday School class.

# JUSTICES OF THE SUPREME COURT OF ALABAMA



**Associate Justice Michael F. Bolin** was born in, and is a lifetime resident of, Jefferson County, Alabama. He attended elementary school in Birmingham, being accepted into the first magnet school for scholastic achievement. He then attended Homewood Junior High School, and graduated from Shades Valley High School in 1966 as a member of the National Honor Society. In 1970, he received his B.S. in Business Administration from Samford University. In 1973, he received his J.D. from Cumberland School of Law, graduating cum laude. At Cumberland, he was on the Dean's List and served as Associate Editor of the Cumberland-Samford Law Review. He was later inducted into Curia Honors, Cumberland's leadership and honor society.

Justice Bolin was a practicing attorney in Birmingham from 1973 through 1988, when he was elected as Probate Judge of Jefferson County. He was re-elected to that position in 1994

and 2000. He served in that position until his election to the Alabama Supreme Court in 2004, and began serving as an Associate Justice in January 2005.

Justice Bolin was active in the Alabama Probate Judges Association, serving as chairman of various association committees. He was elected by his peers as President, Secretary, and Treasurer of the Probate Judges Association. He served on the Children's Code Committee, Probate Procedures Committee, Adoption Committee, and Paternity Committee of the Alabama Law Institute. He authored the Putative Father Registry law in Alabama, which protects the rights of all parties in adoption proceedings. He received the national award from the "Angels of Adoption" organization in Washington, D.C. in 2000 for his service to adoptive families. He additionally served as Chief Election Official, Chairman of the Alabama Electronic Voting Committee, and as Vice Chairman of the Governor's Commission on Consolidation, Efficiency, and Funding in 2003. He is a member of the Vestavia-Hoover Kiwanis Club.

Justice Bolin and his wife, Rosemary, have one daughter, Leigh Anne. They attend St. Peter the Apostle Church in Hoover.

# JUSTICES OF THE SUPREME COURT OF ALABAMA



**Associate Justice Tom Parker** was first elected to the Alabama Supreme Court in 2004 and then re-elected in 2010 and in 2016.

He previously was the Deputy Administrative Director of Courts, where he served as General Counsel for the Alabama court system, advising trial court judges, and as the Director of the Alabama Judicial College, providing training for new judges and continuing legal education for all the trial judges in Alabama. He also served as the Legal Adviser to the Chief Justice.

Parker graduated cum laude from Dartmouth College, in Hanover, New Hampshire, and received his Juris Doctorate from Vanderbilt University School of Law, in Nashville, Tennessee. He won a Rotary International Fellowship to study law at the University of Sao Paulo School of Law, in Sao Paulo, Brazil, where he was the first foreign student in Brazil's most prestigious law school.

Justice Parker served in the Alabama Attorney General's Office under then Alabama Attorneys General Jeff Sessions and Bill Pryor. As an Assistant Attorney General, he handled death penalty cases, criminal appeals, and constitutional litigation. He has extensive experience in writing appellate briefs and with oral arguments before the Supreme Court and the Court of Criminal Appeals. Previously, he was a partner in Parker & Kotouc, P.C., a Montgomery law firm that handled many high-profile constitutional cases.

Tom Parker was founding Executive Director of the Alabama Family Alliance (now the Alabama Policy Institute) and, later, the founding Executive Director for the Alabama Family Advocates, which were state organizations associated with Dr. James Dobson and Focus on the Family. He lobbied for family values in the Alabama Legislature. Parker has appeared on Focus on the Family, with Dr. James Dobson, The 700 Club, with Dr. Pat Robertson, the McNeil-Leher News Hour, For the Record, and numerous radio programs around the country.

Justice Parker is a Montgomery native -- the son of the late Tommy Parker and Gloria Parker Pennington, and the step-son of the late Harry L. Pennington of Huntsville. He was elected Student Body President at Montgomery's Sidney Lanier High School and Speaker of the House of both YMCA Youth Legislature and Boys' State.

Justice Parker and his wife, the former Dottie James of Auburn, have been married for 36 years. Dottie served as Supervisor of the Alabama Governor's Mansion during the administration of Alabama Governor Fob James. They are members of Frazer Memorial United Methodist Church.

# JUSTICES OF THE SUPREME COURT OF ALABAMA



## **Associate Justice James Gregory (Greg)**

**Shaw** was born in 1957 and raised in Birmingham, where he graduated from Banks High School. Justice Shaw graduated from Auburn University in 1979, receiving a B.S. degree with a major in Chemistry. He is married to S. Samantha "Sam" Shaw. Justice Shaw met Sam while at Auburn, and they married in August 1980, just before Justice Shaw's second year of law school. Sam was elected Alabama's State Auditor in 2006 and reelected in 2010.

In 1982, Justice Shaw graduated in the top 10% of his class from Samford University's Cumberland School of Law. While at Cumberland, he received the American Jurisprudence Award for excellence in the study of evidence under Professor Charles Gamble, the author of the preeminent evidence treatise in Alabama.

After his admission to the Alabama State Bar in 1982, Justice Shaw worked with a small law firm in St. Clair County. He later started his

own general law practice in Birmingham. In the fall of 1984, Justice Shaw joined the staff of Supreme Court Associate Justice Janie L. Shores and moved to Montgomery. After serving as Justice Shores' staff attorney for one year, he joined the staff of Supreme Court Associate Justice James Gorman Houston, Jr., in the fall of 1985, where he served as Justice Houston's senior staff attorney for over 15 years. Justice Shaw was elected to the Alabama Court of Criminal Appeals in 2000 and was re-elected to the Court in 2006. On March 16, 2007, Justice Shaw was appointed Chief Judge of the Alabama Court of the Judiciary. Justice Shaw served on both the Alabama Court of Criminal Appeals and the Alabama Court of the Judiciary until January 20, 2009, when, after being elected in 2008, he assumed the office of Associate Justice of the Supreme Court of Alabama.

Justice Shaw completed the Master of Laws Program at the University of Virginia School of Law in 2004, receiving the degree of Master of Laws (LL.M.) in the Judicial Process. He graduated with 30 other state and federal judges selected nationwide and he is one of only 3 judges from Alabama to participate in the program. Justice Shaw is an Honorary Master of the Bench of the Hugh Maddox Inn of Court in Montgomery.

Justice and Mrs. Shaw have two sons. Gregory graduated from the United States Military Academy at West Point in 2007 with a degree in mechanical engineering and is now employed with Owens-Corning. He is married to Dr. Elise Shaw. Christopher, "CJ," graduated in May 2009 from Georgia Tech with an honors degree in mechanical engineering and is now employed with J. H. Wright & Associates. He is married to Dr. Nicole Shaw.

# JUSTICES OF THE SUPREME COURT OF ALABAMA



**Associate Justice James** Allen (Jim) Main currently serves as a Justice on the Supreme Court of Alabama having previously served as a Judge on the Alabama Court of Criminal Appeals. He also served as Director of Finance for the State of Alabama. The Finance Director is the Chief Financial Officer (CFO) of the state, as well as policy advisor to the Governor.

Prior to becoming Finance Director in 2004, Judge Main served as Senior Counsel to Gov. Riley and Chief of Staff and Legal Advisor to Gov. Fob James. Other public service includes terms as Anniston City Attorney, Lineville City Judge and City Attorney for Oxford, Alabama.

Judge Main was in private law practice in Anniston (beginning in 1972) and Montgomery (beginning in 1989). During the 30+ years of active practice of law, he was counsel in numerous precedent-setting cases before the Alabama Supreme Court and the United States Supreme Court.

Judge Main is a member of a number of

professional organizations including the Alabama Bar Association where he is a founding Fellow of the Alabama Law Foundation, past-President of the American Pharmacists Association, past-President of the Alabama Pharmacy Association, past-Chairman of the Dean's Counsel for the Auburn School of Pharmacy, a past member of the Alabama Commission on Higher Education and a science and technology fellow of the Advanced Science and Technology Adjudication (ASTAR). He is actively involved in his local church and has served as Sunday school teacher, deacon and short-term missionary.

Judge Main has received numerous awards, including the Parke Davis Leadership Award; the Bowl of Hygeia, the most widely recognized international symbol for the profession of pharmacy today; the Distinguished Alumnus Award from Auburn University School of Pharmacy; the President's Award from the American Society of Pharmacy and Law; and member of Alabama Healthcare Hall of Fame Class of 2012. He has long served on various local and state boards and commissions and was named Outstanding Young Man of Anniston in 1975 for his contribution to the community.

He has been married to Gale for 46 years, is the father of Jay Main, Saxon Main and Ashley Parker and the proud grandfather of Mary Katherine, Mac, McLeod, Tom and Walker. Judge Main received a bachelor of science (B.S.) degree in pharmacy from Auburn University and a juris doctorate (JD) degree from the University of Alabama.

# JUSTICES OF THE SUPREME COURT OF ALABAMA



**Associate Justice Kelli Wise**, a graduate of Prattville High School, received a B.S. in Biology, with a minor in Nursing, from Auburn University and a Juris Doctorate from Jones School of Law. She later earned a Master of Public Administration from Auburn University Montgomery where Justice Wise was the recipient of the 2005 Outstanding Graduate Award by the AUM Department of Political Science and Public Administration. Recently, Justice Wise was honored to be named as one of AUM's Top 40 Graduates during the University's 40th Anniversary Celebration.

During her legal career, Justice Wise worked in the Governor's Legislative Office, served as legal counsel for ProStaff HRM, Inc., and was associated with the law firms of John Taber & Associates and Pittman, Pittman, Carwie & Fuquay. Prior to her election to the bench, she served as a staff attorney on the Court of Criminal Appeals and the Alabama Supreme Court. Justice Wise was first elected to the Alabama Court of Criminal Appeals in 2000 becoming the youngest woman ever elected to sit on an Alabama Appel-

late Court. She was re-elected in 2006 and was later selected to serve as Presiding Judge of the Alabama Court of Criminal Appeals. Justice Wise was elected to the Supreme Court of Alabama in 2010 and is assigned to the Stuart Division.

Committed to helping at-risk children, Justice Wise was appointed by Governor Bob Riley to serve on the Alabama Council on Juvenile Justice and Delinquency Prevention in 2003 and reappointed in 2006. Judge Wise currently serves on the Alabama Law Institute Criminal Code Committee tasked with helping to re-write the Alabama Criminal Code and the Advisory Committee on Criminal Procedure. In addition, Judge Wise serves on the board of directors for the Family Sunshine Center, Distinguished Young Woman of Alabama, Montgomery Museum of Fine Arts, Hands On River Region, Junior League of Montgomery and Max Credit Union.

Justice Wise and her husband, former Montgomery County District Court Judge Arthur Ray, are the proud parents of Hanah-Mathis, a sophomore at St. James School. They are active members of St. James United Methodist Church.

# JUSTICES OF THE SUPREME COURT OF ALABAMA



**Associate Justice Tommy Elias Bryan** was raised on a family farm in Crenshaw County, Alabama, where his parents taught him the values of faith, family, and hard work. He is the son of Margie Spivey Bryan and the late Elias Daniel Bryan.

A 1974 graduate of Brantley High School, Justice Bryan continued his education at Troy State University, where he received Bachelor of Science and Master of Science degrees in education. In 1983, he graduated from Jones School of Law. After graduating from law school, Justice Bryan served as a staff attorney for the Alabama Court of Criminal Appeals.

In 1987, Justice Bryan became an assistant attorney general for the State of Alabama, serving as an associate general counsel for Alabama's environmental department. In this position he gained valuable experience in defending and interpreting highly technical and scientific regulations and standards, as well as drafting administrative orders and reviewing legislation pertaining to environmental issues.

In 2004, Justice Bryan successfully campaigned for a seat on the Alabama Court of Civil Appeals and was sworn into office as a Judge on that court in January 2005. Justice Bryan was victorious in his own reelection effort to the Court of Civil Appeals in November 2010. In 2012, Justice Bryan was elected to the Alabama Supreme Court. Also, in 2012, Justice Bryan was named "Judge of the Year" by the Family Law Section of the Alabama State Bar.

Justice Bryan is a member of the Alabama Bar Association, where he serves as a member of the Environmental Law and Appellate Practice Sections, and he has served as vice chairman of the Quality of Life Committee. He is also a member of the Montgomery County Bar Association. He has been admitted to practice before the United States Supreme Court and the United States Courts of Appeals for the Eleventh Circuit and the District of Columbia.

Justice Bryan is married to the former Pamela Mizzell from Tuscaloosa, and they have two children, a daughter, Thomason, and a son, Tucker. The Bryan family attends Montgomery's First Baptist Church. Justice Bryan is a Deacon there and sings in the sanctuary choir. He also teaches a young-married-adult Sunday School class.

# JUSTICES OF THE SUPREME COURT OF ALABAMA



**Associate Justice William B. Sellers** was appointed by Governor Kay Ivey in May 2017 to fill a vacancy on the Supreme Court of Alabama.

Justice Sellers received a Bachelor of Arts degree from Hillsdale College in 1985, a Juris Doctorate degree from the University of Alabama in 1988, and a Masters of Laws degree in Taxation from New York University in 1989. Justice Sellers practiced law in Montgomery for 28 years. He maintained a general business practice with emphasis on taxation and business organizations and finance. A major part of Justice Sellers's practice involved tax litigation.

Justice Sellers is a member of numerous civic organizations and professional associations. In 2012, he received the President's Award for service to the Alabama Bar Association. In 2013, Governor Robert Bentley appointed Justice Sellers to the Alabama State Council on the Arts. In August 2014, Justice Sellers was elected chairman of the Fair Ballot Commission. Since 2014, he has served as the community liaison with the International Officers School at Maxwell Air Force Base.

He is past president of the Rotary Club of Montgomery, past chairman of the Montgomery Area Business Committee for the Arts, chairman of the River Region United Way Campaign in 2008, and past chairman of the YMCA of Greater Montgomery. Justice Sellers was a member of the Electoral College in 2004, 2008, 2012, and 2016.

Justice Sellers is admitted to practice before the Supreme Court of Alabama, the District of Columbia Court of Appeals, the United States Supreme Court, the United States District Courts for the Middle and Northern Districts of Alabama, the United States Court of Appeals for the Eleventh Circuit, and the United States Tax Court. He is a member of the American Bar Association, the Alabama State Bar, the Montgomery County Bar Association, and the District of Columbia Bar.

Justice Sellers and his wife, Lee, have been married for 28 years. They have three children. Justice and Mrs. Sellers reside in Montgomery.



# JUSTICES OF THE SUPREME COURT OF ALABAMA



**Associate Justice Brady E. (Brad) Mendheim, Jr.**, was appointed to the Alabama Supreme Court on January 22, 2018, by Governor Kay Ivey to fill a vacancy created by the retirement of Associate Justice Glenn Murdock. Before his appointment, Justice Mendheim served as a circuit judge for the 20th Judicial Circuit (Henry and Houston Counties), a position he had held since 2009. From 2001 until 2009, Justice Mendheim served as a district judge in Houston County. From 2001 until his appointment as an Associate Justice, he was appointed specially by various Chief Justices to preside over more than 250 cases in more than 40 Alabama counties.

As a district and circuit judge, Justice Mendheim was a long-time faculty member of the Alabama Judicial College and an active member of the Circuit Judges Education Committee. Justice Mendheim has served on the Supreme Court's Advisory Committee on the Rules of Civil Procedure, the Statewide Committee on Drug Courts, the Chief Justice's Judicial Reallocation Task Force, and the Weighted Caseload Committee.

Before becoming a judge in 2001, Justice Mendheim was an assistant district attorney for the 20th Judicial Circuit for almost seven years. During that time he served on the board of directors of the Southeast Alabama Child Advocacy Center. Before becoming an assistant district attorney, he worked with a general-practice law firm in Dothan with a focus on defense in civil litigation.

Justice Mendheim attended Dothan city schools, graduating from Northview High School. He graduated from Auburn University with high honors and from Samford University's Cumberland School of Law in 1993. In law school, he was a member of the law review *American Journal of Trial Advocacy* and also served as a legal-research and writing instructor to first-year law students.

Justice Mendheim's parents are the late Brady and Nancy Mendheim. Justice Mendheim and his wife, Michelle, who is from Piedmont, Alabama, have been married for more than 23 years and they have three sons. Justice Mendheim and his family are longtime members of First Baptist Church of Dothan, where he serves as a Sunday school teacher, deacon, and church trustee.

## CLERK OF THE SUPREME COURT OF ALABAMA



**Julia Jordan Weller**, a native of Montgomery, Alabama, attended Hollins University and obtained her undergraduate degree from the University of Alabama in 1985. She obtained her Juris Doctorate from Cumberland School of Law in 1988. Since that time, she has served as a law clerk to the Honorable Joel F. Dubina on both the United States District Court and the United States Eleventh Circuit Court of Appeals.

Mrs. Weller practiced law with firms in both Montgomery and Birmingham where, in addition to handling litigation throughout the State, she also served as an Administrative Law Judge for the State Health Planning and Development Agency. In 1998, Mrs. Weller became an Assistant United States Attorney, eventually becoming the First Assistant United States Attorney (Chief of Staff) in the Middle District of Alabama. She later worked as the Chief Administrative Law Judge for the State Personnel Board and thereafter as the Chief Administrative Law Judge for the Office of Attorney General. She became the Clerk of the Supreme Court of Alabama on

July 16, 2013.

Mrs. Weller is married to Christopher W. Weller, Sr., a shareholder with the law firm of Capell and Howard in Montgomery, Alabama. The Wellers have two children, Christopher Weller, Jr. and Florence Weller, and attend St. Peter Catholic Church.

**THE SUPREME COURT OF ALABAMA**  
**FILINGS & DISPOSITIONS REPORT**  
*OCTOBER 1, 2017 THROUGH SEPTEMBER 30, 2018*

Case Type	Cases Docketed	Cases Filed	Cases Disposed	Avg. Days to Disp. *	Through-put	Pending at Start	Pending at End	Net Change
Advisory Opinion	1	1	1	5	100.00	1	1	0
Direct Appeal	413	413	435	190	105.32	230	208	-22
Certified Question	0	0	0	0	0	0	0	0
Petition for Writ of Certiorari to the Court of Criminal Appeals	326	326	332	54	101.84	52	46	-6
Petition for Writ of Certiorari to the Court of Criminal Appeals (DEATH PENALTY)	26	26	29	556	111.53	56	53	-3
Petition for Writ of Certiorari to the Court of Civil Appeals	123	123	111	82	90.24	25	37	12
Miscellaneous Criminal Petition	21	21	19	21	90.47	1	3	2
Miscellaneous Civil Petition	5	5	5	22	100.00	3	3	0
Petition for Permission to Appeal	7	7	10	189	142.85	5	2	-3
Petition for Writ of Mandamus: Criminal	72	72	72	61	100.00	12	12	0
Petition for Writ of Mandamus: Criminal (DEATH PENALTY)	1	1	1	9	100.00	0	0	0
Petition for Writ of Mandamus: Civil	229	229	217	112	94.75	56	68	12
<b>REPORT TOTAL</b>	<b>1,224</b>	<b>1,224</b>	<b>1,232</b>	<b>118</b>	<b>100.65</b>	<b>441</b>	<b>433</b>	<b>-8</b>

Cases Disposed by Deflection: 113 9.17%

CASES DISPOSED THROUGH MEDIATION	61
CASES DISPOSED AFTER REINSTATEMENT FROM MEDIATION	127

**DECISIONS IN DISPOSED CASES:**  
# of Decisions WITHOUT OPINION: 1,114  
# of Decisions WITH OPINION: 118

**REHEARINGS:**  
# of Rehearings FILED: 71  
# of Rehearing RULINGS: 47

**REINSTATEMENTS:**  
Number of Reinstated Cases: 7  
Number of Reinstated Cases Disposed: 7

\* Calculations based on the # of days from the start of the case to the finalizing entry in the docket, normally the issuance of the Certificate of Judgement.

# ALABAMA COURT OF CRIMINAL APPEALS



Seated, from left to right:: Judge Samuel Henry Welch, Presiding Judge Mary Becker Windom, and Judge J. Elizabeth Kellum.  
Standing, from left to right:: Judge Liles C. Burke and Judge J. Michael Joiner.

**T**he Alabama Court of Criminal Appeals is a five-judge court having exclusive appellate jurisdiction of all criminal cases, including all post-conviction writs arising therefrom. The Court has authority to issue remedial writs necessary to give it general superintendence and control over all trial courts exercising jurisdiction in criminal proceedings. Judgments of the Court of Criminal Appeals are subject to discretionary review by the Supreme Court of Alabama.

## FILINGS

During the FY 2018 Term, the Court of Criminal Appeals had a total caseload of 1,958 cases, of which 1,248 were new filings. The 1,248 new fil-

ings in the FY 2018 Term represent a 8.03% decrease in filings from the preceding term, and a 30.84% decrease in filings from the number of filings five years earlier. The Alabama Court of Criminal Appeals, with 249 filings per judge, annually, ranks fourth highest nationally, among all intermediate courts of appeal, according to statistics maintained by the National Center for State Courts.

## DISPOSITIONS

In the FY 2018 Term, the Court of Criminal Appeals disposed of 1,385 cases - 952 appeals and 433 petitions. The Court's throughput for the FY 2018 Term was 111% causing the Court to begin the FY 2019 Term with 137 fewer cases than were

# ALABAMA COURT OF CRIMINAL APPEALS

pending at the start of the FY 2018 Term. (See Table 3 for an analysis of the dispositions.)

## DECISIONS

The Court of Criminals Appeals issued 734 decisions in submitted appeals during the FY 2018 Term. Of these decisions, trial court judgments were affirmed in 615 appeals; trial court judgments were reversed and the causes were remanded in 26 appeals; 18 appeals were dismissed; 67 appeals were remanded to the trial courts with directions; 6 appeals were affirmed in part and reversed in part; 1 appeal was affirmed in part and dismissed in part; and 11 appeals were transferred to other courts. Written opinions were released in 57 appeals. Memorandum decisions were released in 596 appeals. The court issued 81 orders in submitted cases. Of those 81 orders 26 orders were dispositive in nature, and 55 orders remanded the matter to the trial court with directions. Out of the 434 original petitions that were disposed in the FY 2018 Term, 11 petitions (2.53% of the total) were granted by the Court.

## TIME STANDARDS

In 1989, the Supreme Court, by order, set a 280-day time standards goal that ran from notice of appeal or the filing of a petition to the initial decision. In April 1995, the original goal was modified to conform to the Time Standards Reference Models recommended by the American Bar Association. The current goal is to issue rulings in 75% of all cases within 290 days from their start, and 95% of all cases within 365 days. In the FY 2018 Term, 91% of all initial decisions by the Court of Criminal Appeals were released within the 290 days, thus surpassing the 75% goal for the 290-day period by 16%, and 95% were released within 365 days, thus meeting the 95% goal for the 365-day period. In the FY 2018 Term, the average time from start to the initial decision in all cases de-

creased by 13 days, from 163 days in the FY 2017 Term to 150 days in the FY 2018 Term. The average time from start to the initial decision in submitted cases decreased by 5 days, from 224 days during the FY 2017 Term to 219 days during the FY 2018 Term. (See Table 4 for five year summary of Court's Time Standards Performance.)

# JUDGES OF THE ALABAMA COURT OF CRIMINAL APPEALS



**Presiding Judge Mary Becker Windom** was elected to the Alabama Court of Criminal Appeals in 2008, and became the Court's Presiding Judge in 2012. Judge Windom was born in Mobile and was raised in Bay Minette in a family dedicated to public service. Her late mother, Ina Becker, was the former Tax Assessor of Baldwin County. Her late father, Earl V. Becker, was a rural mail carrier for more than 40 years. Judge Windom attended public schools in Bay Minette, graduating from Baldwin County High School in 1977 in the top of her class. In 1982, she earned her bachelor's degree from the University of South Alabama.

Following her graduation, Judge Windom worked to help build the local economy, working for two Chambers of Commerce. She served as Executive Director of the Bay Minette Chamber of Commerce, then as Director of Membership for the Mobile Area Chamber of Commerce.

Ultimately, she decided to return to school to earn her law degree. She graduated *magna cum laude*

from the Thomas Goode Jones School of Law at Faulkner University in Montgomery in 1999. While in law school, she served on the Board of Editors of the Jones Law Review.

Judge Windom began her legal career in private practice and later became an Assistant United States Attorney in the Southern District of Alabama. Immediately prior to joining the Court of Criminal Appeals, she served as a Deputy Attorney General for the State of Alabama.

She is a member of the Mobile and Montgomery Bar Associations. She is admitted to practice in the United States District Court for the Southern District of Alabama, in the United States Court of Appeals for the Eleventh Circuit, and in the Supreme Court of the United States. She presently serves on the Alabama Supreme Court Advisory Committee on the Rules of Criminal Procedure. She has also served on the Chief Justice's Commission on Professionalism and the Judicial Study Commission Sub-Committee on Indigent Defense. Additionally, Judge Windom has served as a Special Justice for the Alabama Supreme Court.

Judge Windom has served the communities in which she has lived by serving on the Board of Directors of Junior Achievement of Mobile, the National Board of Distinguished Young Women, the Board of Directors of the Montgomery Humane Society, and the Board of Directors of Alabama Children First. She is a current member of the Children's Harbor Anchor Society.

She is married to Steve Windom, who served in the Alabama State Senate from 1989-98. He also served as Lieutenant Governor from 1999-2003. They have two sons, Robert and Thomas. Both are attorneys: Robert is legal counsel at Apple, Inc., in Los Angeles, and Thomas is an Assistant United States Attorney in Maryland. They have three granddaughters and one grandson.

The Windoms are members of the Church of Christ.

# JUDGES OF THE ALABAMA COURT OF CRIMINAL APPEALS



**Judge Samuel Henry Welch** was born in Carrollton, Georgia, in 1950 and grew up in Monroeville, Alabama. He is the son of the late Dale and Henry Welch of Monroeville.

Judge Welch attended public schools in Monroeville. In 1968, he entered Patrick Henry Junior College, (now Alabama Southern Community College) in Monroeville, where he was president of the freshman class. He received his B.A., *cum laude*, from Birmingham-Southern College in 1972. While attending Birmingham-Southern, he was selected to become a member of the service fraternity, Omicron Delta Kappa.

He received a Juris Doctorate from the University of Alabama School of Law in 1976. While at the University of Alabama he was selected as an editor of the Law & Psychology Review. He was also selected for the Bench and Bar Legal Honor Society and was awarded the American Jurisprudence Prize for Constitutional Law.

From 1976-1978, he was an associate in law firms in Birmingham and Demopolis. From 1978-

1979 he was managing director of Pine Belt Legal Services, a University of Alabama Legal Aid Program, which served Monroe, Conecuh and Escambia counties. From 1979-1983, he practiced law in Monroeville in a solo law firm.

His prior judicial experience includes service from 1981-1983, as the Municipal Judge of the City of Monroeville; from 1983-1989, as the District Judge of Monroe County; and, from 1989-2007 as the sole judge of the 35th Judicial Circuit encompassing Monroe and Conecuh counties.

Judge Welch is a retired colonel in the United States Army Reserve Judge Advocate General's Corps. He has served in the Alabama Air National Guard and Army Reserve since 1972. He is a veteran of the Gulf War, serving from 1990-1991 in Saudi Arabia, Kuwait, and Iraq.

He is a member of American Legion Post 61 and James C. Marshall Post #8485, Veterans of Foreign Wars, in Monroeville.

He has served as a Boy Scout troop leader, Little League coach, member of the founding board of Monroeville Community Concerts, and in many civic projects with the Kiwanis Club. In 1984, he helped found and was president of Parents Awareness in Monroe County, a group to combat child abuse. Judge Welch is a lifelong member of First Baptist Church of Monroeville, where he has taught Sunday school and served as a counselor at Crosspoint.

He is married to the former Sandra Carol Phillips of Frisco City, Alabama. They have two children, Bryon, a Sergeant in the United States Army serving as a crew chief on Blackhawk helicopters, and Allison living in Atlanta, Georgia. Allison recently received her MBA, *summa cum laude*, and works at Porsche Motorworks. Sam and Carol are also blessed with a grandson, Benjamin Welch, and twin granddaughters, Lauren and Brooklyn Welch.

## JUDGES OF THE ALABAMA COURT OF CRIMINAL APPEALS



**Judge J. Elizabeth "Beth" Kellum** grew up in the Tuscaloosa County town of Vance. She is the daughter of Peggy and Milton Kellum and has one brother, Brian Kellum. Growing up, Beth and her family were members of Vance Baptist Church. Beth is a product of Alabama's public-school system, graduating from Brookwood High School in 1977. Beth was her high school's representative to Alabama Girls State; she was also named a National Merit Scholar, receiving a four-year scholarship which she used to attend the University of Alabama.

Judge Kellum received both her undergraduate and law degrees from the University of Alabama -- a B.A. cum laude in May 1981, and a J.D. in May 1984. As an undergraduate, she majored in political science and minored in history; she was a Dean's List student and was also elected to Phi Beta Kappa. As a result of her interest in government and public service, she worked as a congressional intern in Washington, D.C. in 1978, interning for her Congressman, Walter Flowers -- then the representative from Alabama's Seventh District. In law school she was active in numerous activities, including the SBA Senate, Law Week, and Phi Alpha Delta legal fraternity; she also clerked part-time for a local circuit judge. She was awarded the American Jurisprudence prize for Securi-

ties Regulation in 1983, and the American Jurisprudence prize for Labor Law in 1984.

Although interested in many aspects of the law, Judge Kellum was particularly drawn to public service. After completing a judicial clerkship, she was hired in 1985 by Attorney General Charles Graddick as an Assistant Attorney General. She worked in the criminal appeals division where she primarily prosecuted appeals before the Court of Criminal Appeals and the Alabama Supreme Court; however, she also handled cases in the United States District Court for the Northern, Middle, and Southern Districts of Alabama and the United States Court of Appeals for the Eleventh Circuit. Her work as an Assistant Attorney General led to an offer to become a Staff Attorney for the Court of Criminal Appeals from 1987 until 1990.

Judge Kellum then went into private practice with the Montgomery law firm of Robison & Belser, P.A., working on a wide variety of civil and criminal cases in state and federal courts that dealt with diverse and complex legal issues. While Judge Kellum enjoyed private practice and the challenging cases she worked on, she realized that she had never lost her desire for public service -- a desire that led her back to the Court of Criminal Appeals in 1997 to work as a Senior Staff Attorney for the newly-elected Judge Jean Brown. She worked as a Senior Staff Attorney for the Alabama Supreme Court from 1999 until 2001, before returning to the Court of Criminal Appeals as the Senior Staff Attorney for then newly-elected Judge Kelli Wise. After working with appellate judges on a day-to-day basis, she qualified as a candidate for the Court of Criminal Appeals and was elected to the Court in November 2008.

Judge Kellum is a member of the First Baptist Church of Montgomery. She has served as a docent at the Montgomery Museum of Fine Arts, and is a member of a number of professional, civic, and political organizations -- including the Montgomery County Bar Association, Farrah Law Alumni Society, Alabama Bench and Bar Historical Society, League of Women Voters, Federalist Society, Landmarks Foundation of Montgomery, and various Republican organizations. Her hobbies include reading, bridge, traveling, genealogy, and music.



## JUDGES OF THE ALABAMA COURT OF CRIMINAL APPEALS



**Judge Liles Burke** is a native of Marshall County, Alabama, and the son of Claud and Sharon Burke, and Jane and the late Sid McDonald. He attended public schools in the City of Arab and then received his undergraduate degree from The University of Alabama in 1991. In 1994, he earned his law degree from The University of Alabama School of Law. While there, he served as the student member of The University of Alabama Board of Trustees, and was inducted as a member of Omicron Delta Kappa Honor Society and The Jasons.

He was admitted to practice in the Alabama Supreme Court and the U.S. Courts in 1994 and began the practice of law with his father in the firm now known as Burke, Beuoy & Maze, handling a wide variety of civil and criminal cases. He served as both Arab's Municipal Prosecutor and City Attorney during that time, and in 2001 was named the Municipal Judge for the City of Arab. He held that office until 2006 when he was appointed Marshall County District Judge by Governor Bob Riley. In 2008 Judge

Burke was elected to a full term on the District Court, without opposition.

Judge Burke began Marshall County's first family drug court, and along with District Judge Tim Riley, implemented one of Alabama's first domestic violence courts. Additionally, he served as an officer in both the Alabama District Judges Association and the Alabama Juvenile Judges Association.

In February of 2011, Judge Burke was named by Governor Robert Bentley to the Alabama Court of Criminal Appeals, filling the office left vacant by the election of Judge Kelli Wise to the Alabama Supreme Court. He was elected to a six-year term in 2012 without opposition.

Judge Burke has been active over the past many years in several charitable and community organizations, leading the Marshall County United Way fund drive and serving as President of the Arab Chamber of Commerce. He is a Republican, a Rotarian, and an alumnus of Leadership Alabama. Judge Burke is currently serving as the President of the Alabama Appellate Judges Association. He also serves as an officer in the Judge Advocate General's (JAG) Corps of the Alabama Army National Guard, and is assigned to the 122nd Troop Support Command in Selma, Alabama.

Judge Burke is married to the former Natalie Jones of Jasper, Alabama. They have two children, Camilla Jane and Claud Liles II. The Burkes are active members of the First United Methodist Church of Arab, where Judge Burke serves as the Assistant Organist.

## JUDGES OF THE ALABAMA COURT OF CRIMINAL APPEALS



**Judge J. Michael Joiner** is a lifetime resident of Shelby County, Alabama. He is the son of Hubert and Christine Joiner of Columbiana. His father, Hubert, retired after 35 years of service with Alabama Power. His mother, Christine, worked with the U.S. Postal Service, serving at various offices in Shelby County. His only brother is a physician practicing in Birmingham.

In 1975, Judge Joiner graduated from Indian Springs High School. He earned a Bachelor of Arts degree from Samford University in 1979. In 1982, he graduated from Cumberland School of Law where he served as Research Editor of the Cumberland Law Review and was a member of the Cumberland Moot Court Board.

After graduating from Cumberland School of Law, Judge Joiner practiced law in Shelby County for ten years. While practicing law, he served as Secretary of the Shelby County Republican party, and President of the Alabaster/Pelham Rotary Club, and was a member of the Shelby County Economic Development Council and the North Shelby Chamber of Commerce. In 1992, he was elected as a Circuit Judge. In November 2005, Judge Joiner was elected by his fellow Shel-

by County Judges as Presiding Circuit Judge.

As a Circuit Judge, Judge Joiner has handled thousands of civil, criminal, and domestic cases. As a result of handling criminal cases, especially death-penalty cases involving drug-abusing teenage defendants, he saw the dire need for a change in the way the criminal system deals with addiction. In 2002, he created the Shelby County Drug Court, which has become a model statewide. In 2007, he was appointed by Chief Justice Cobb as co-chair of a statewide Drug Court Task Force to implement Drug Courts in all 67 counties in Alabama. While in that role, he was responsible for training all Drug Court judges and staff around the State. The Shelby County Drug Court program has over 1,000 graduates and 200 current participants.

Judge Joiner was a member of the Executive Committee of the Circuit Judges Association and the Alabama Public Safety and Sentencing Coalition. He is also a member of the National Association of Drug Court Professionals (NADCP) and is the current Vice President/President-Elect of the Alabama Association of Drug Court Professionals (AADCP).

In February 2011, Judge Joiner was named by Governor Robert Bentley to the Alabama Court of Criminal Appeals, filling the office left vacant by the appointment of Justice James Allen Main to the Alabama Supreme Court. In July 2011, Judge Joiner was honored as Republican of the Year by the Shelby County Republican Party.

He is an active member of The Church at Brookhills where he teaches a Bible study class. He previously served as Deacon and Chairman of the Shelby Baptist Association Credentials Committee.

Judge Joiner is married to Cathy Smith Joiner. Cathy is an RN and works in a local physician's practice. They have one daughter, Christy, who is a full-time college student. In his spare time, Judge Joiner enjoys running and golf.

# CLERK OF THE ALABAMA COURT OF CRIMINAL APPEALS



On June 26, 2012, **Scott Mitchell** was appointed Clerk of the Court of Criminal Appeals of Alabama, effective August 1, 2012. He is the fourth individual to serve as Clerk of the Court since its establishment in 1969.

A native of Wilcox County, he is the son of Curtis and Bonnie Mitchell. He received his early education at Wilcox Academy in Camden. In 1999, he received the Bachelor of Science degree in business administration and history from Erskine College in Due West, South Carolina. While a student at Erskine, he served as senior class president. Mr. Mitchell received his Juris Doctor from the University of Alabama in 2002.

Upon graduation from law school, Mr. Mitchell entered private practice with the Montgomery law firm of Beers, Anderson, Jackson, Hughes, and Patty, P.C. In 2006, he became a staff attorney for the Court of Criminal Appeals. From 2007 until 2009, he served as a staff attorney for Chief Justice Sue Bell Cobb. He also

served as Chief of Staff and Legislative Liaison for the chief justice from 2009 until 2011. From 2011 until his appointment as Clerk of the Court of Criminal Appeals, Mr. Mitchell served as a staff attorney with the Alabama Administrative Office of Courts.

Mr. Mitchell served on the Board of Trustees of his alma mater, Erskine College, from 2005 until 2011. At the age of 32, he was elected Chairman of the Erskine College Board of Trustees and at the time was one of the youngest individuals in the nation to chair the governing board of an institution of higher learning. Erskine College awarded him its Outstanding Young Alumni Award in 2009. Mr. Mitchell was a member of Class V of the Alabama State Bar Leadership Forum. He currently serves on the executive committee of the National Conference of Appellate Court Clerks.

Mr. Mitchell is married to the former Mary Martin Majors who serves as assistant counsel with the Alabama Department of Revenue. The Mitchells attend St. John's Episcopal Church.

**ALABAMA COURT OF CRIMINAL APPEALS**  
**FILINGS & DISPOSITIONS REPORT**  
*OCTOBER 1, 2017 THROUGH SEPTEMBER 30, 2018*

<b>COURT OF CRIMINAL APPEALS CASES DOCKETED AND DISPOSED FY 2018 TERM (TABLE 1)</b>				
Cases Docketed	Number of Cases			
Cases Carried Forward from FY 2017 Term	710			
New Cases	1,248			
Total Cases Before the Court	1,958			
Total Cases Disposed	1,385			
Cases Carried Forward to the FY 2019 Term	573			
<b>COURT OF CRIMINAL APPEALS ANALYSIS OF FILINGS BY CASE TYPE FY 2018 TERM (TABLE 2)</b>				
Appeals	# of Appeals by Type	Change From Prior Year	% of All Appeals	% of Total Filings
Convictions Appealed (Death)	3	-25%	0.36%	0.24%
Convictions Appealed (Municipal)	5	-50%	0.59%	0.40%
Convictions Appealed (Other)	306	6.99%	36.30%	24.52%
Rule 32 Appeals (Death)	10	-23.08%	1.19%	0.80%
Rule 32 Appeals (Non-Death)	275	-17.66%	32.62%	22.04%
Juvenile Appeals	20	11.11%	2.37%	1.60%
Probation Revocation	90	-7.22%	10.68%	7.21%
Restitution Order	7	75%	0.83%	0.56%
Mandamus Appeal	5	66.67%	0.59%	0.40%
Certiorari Appeal	29	-38.30%	3.44%	2.32%
Habeas Appeal	14	-26.32%	1.66%	1.12%
State Pretrial Appeal	6	50%	0.71%	0.48%
Contempt Adjudication	1	0.00%	0.12%	0.08%
Motion to Reconsider Sentence	4	33.33%	0.47%	0.32%
Other	68	-27.66%	8.07%	5.45%
<b>Total Number of Appeals Filed</b>	843	-10.03	100.00%	67.55%
<b>Original Petitions</b>	405	-3.57%		32.45%
<b>Total Cases Filed</b>	1,248	-8.03%		100.00%

**ALABAMA COURT OF CRIMINAL APPEALS**  
**FILINGS & DISPOSITIONS REPORT**  
*OCTOBER 1, 2017 THROUGH SEPTEMBER 30, 2018*

<b>COURT OF CRIMINAL APPEALS ANALYSIS OF DISPOSITIONS FY 2018 Term (TABLE 3)</b>				
<b>Appeals</b>	<b># of Appeals Disposed</b>	<b>Change From Prior Year</b>	<b>% of Appeals Disposed</b>	<b>% of Total Dispositions</b>
Affirmed	627	-4.13%	65.86%	45.27%
Reversed and Remanded	25	-19.35%	2.63%	1.81%
Reversed and Rendered	0	-100%	0.00%	0.00%
Affirmed in Part/Reversed in Part	5	25%	0.53%	0.36%
Affirmed in Part/Dismissed in Part	2	0%	0.21%	0.14%
Remanded with Directions	2	0%	0.21%	0.14%
Dismissed After Submission	19	-40.63%	2.00%	1.37%
Transferred by Order	8	-20%	0.84%	0.58%
Dismissed Prior to Submission	264	-4%	27.73%	19.06%
Consolidate with Another Appeal	0	-100%	0.00%	0.00%
<b>Total Appeals Disposed</b>	952	-24.08%	100%	68.74%
<b>Petitions</b>	<b># of Appeals Disposed</b>	<b>Change From Prior Year</b>	<b>% of Appeals Disposed</b>	<b>% of Total Dispositions</b>
Granted	9	-30.77%	2.08%	0.65%
Denied/Dismissed	354	8.59%	81.76%	25.56%
Granted in Part/Denied in Part	0	0.00%	0.00%	0.00%
Stricken	15	-53.13%	3.46%	1.08%
Transferred	52	-22.39%	12.01%	3.75%
Disposed—Docketed in Error	3	300%	0.69%	0.22%
<b>Total Petitions Disposed</b>	433	-2.26%	100%	31.26%
<b>Total Dispositions</b>	1,385	-18.39%		100%

**ALABAMA COURT OF CRIMINAL APPEALS  
FILINGS & DISPOSITIONS REPORT  
OCTOBER 1, 2017 THROUGH SEPTEMBER 30, 2018**

**COURT OF CRIMINAL APPEALS  
TIME STANDARDS PERFORMANCE  
FOR FY 2014 THROUGH FY 2018 (TABLE 4)**

	<b>FY 2014 Term</b>	<b>FY 2015 Term</b>	<b>FY 2016 Term</b>	<b>FY 2017 Term</b>	<b>FY 2018 Term</b>
Percent of Cases Completed within 290 Days	92%	91%	88%	89%	91%
Percent of Cases Completed within 365 Days	95%	95%	95%	95%	95^
Days Required to Complete 50% of the Cases	118	115	141	140	120
Days Required to Complete 75% of the Cases	184	190	213	205	193
Days Required to Complete 95% of the Cases	346	368	364	367	364
Average Number of Days from Notice of Appeal to Decision	177	172	165	163	150

**COURT OF CRIMINAL APPEALS  
FILINGS AND DISPOSITIONS  
FOR FY 2014 THROUGH FY 2018 (TABLE 5)**

	<b>FY 2014 Term</b>	<b>FY 2015 Term</b>	<b>FY 2016 Term</b>	<b>FY 2017 Term</b>	<b>FY2018 Term</b>	<b>Pct. Change FY2014 to FY 2018</b>	<b>Pct. Change FY2017 to FY2018</b>
Cases from Prior Term	1,035	1,035	986	806	710	-22.13%	-11.91%
New Filings	1,962	1,777	1,517	1,357	1,248	-30.84%	-8.03%
Cases Disposed	1,962	1,826	1,697	1,453	1,385	-25.94%	-4.68%
Cases Carried Over	1,035	986	806	710	573	-31.40%	-19.30%

## ALABAMA COURT OF CIVIL APPEALS



Seated, from left to right: Judge Craig Sorrell Pittman, Presiding Judge William C. Thompson, and Judge Terri Willingham Thomas;  
Standing, from left to right: Judge Terry A. Moore and Judge Scott Donaldson

**T**he Court of Civil Appeals, composed of a presiding judge and four associate judges, was created by the Alabama Legislature in 1969. The Court has original appellate jurisdiction in all civil appeals where the amount in controversy does not exceed \$50,000; in all appeals from administrative agencies, other than the Alabama Public Service Commission; in all appeals in workers' compensation cases; in all appeals in domestic relation cases, including annulment, divorce, adoption, and child custody; and in statutory cases, including Students First Act and SHPDA, among others. The Supreme

Court may also transfer cases filed in that court to the Court of Civil Appeals for disposition. All decisions of the Court are made en banc. Each judge is required to review each case submitted to the Court.

For FY 2018, the Court of Civil Appeals reported a total caseload of 1,741 cases. This figure includes 1,168 new filings and 573 cases that, at the close of the previous term, were not ready for submission, were on rehearing, or were on review to the Supreme Court of Alabama.

# ALABAMA COURT OF CIVIL APPEALS

The Court of Civil Appeals disposed of 1,246 cases. Of this number, 249 cases or 19.98% were decided with written opinions.

Case filings in FY 2018 increased by 7.55% from FY 2017. For the five-year period, FY 2014 through FY 2018, filings decreased by 6.47%.

The total caseload of the Court increased by 11.46% from the previous year. During FY 2018 the Court disposed of 1,246 cases: 249 were decided with opinion; 458 were affirmed without opinion; 56 were either dismissed, or writs were granted or denied; and 483 were disposed before submission. The average time from notice of appeal to written opinion was 203 days, compared to 195 days for FY 2017.

Of the 763 cases disposed by opinion and summary affirmance, the Court affirmed the judgment of 66.97%, reversed the judgment in 7.73%, in 3.93% of the cases the judgment was affirmed in

part and reversed in part; and 21.37% were disposed by dismissal or other reason.

## **APPLICATIONS FOR REHEARING**

An application for rehearing is the method by which one, or both, of the parties requests the Court to reconsider its earlier decision in a case. Of the cases that were disposed by submission and decision, 113 applications for rehearing were filed. Approximately 88.50% of the cases on rehearing had no change.

## **REVIEW BY THE SUPREME COURT OF ALABAMA**

The Supreme Court ruled on 119 petitions for certiorari from the Court of Civil Appeals during FY 2018. Approximately 93.28% of those decisions were upheld by the Supreme Court.



## JUDGES OF THE ALABAMA COURT OF CIVIL APPEALS



**Judge William Cooper Thompson** was born in January 1962. Judge Thompson grew up in Autauga and Elmore Counties. He attended the University of Alabama, where he completed his Bachelor of Arts degree in 1984. He attended the Cumberland School of Law at Samford University and was awarded his Juris Doctor degree in 1988.

Judge Thompson, a resident of Homewood, was elected to the Court of Civil Appeals in 1996 and was reelected to the court in 2002, 2008, and 2014. He became presiding judge of the Court of Civil Appeals in 2007. Prior to serving as an appellate judge, Judge Thompson practiced law in both Birmingham and Montgomery, including serving as the assistant legal advisor to the Governor of Alabama.

Judge Thompson is a member of the Alabama Court Improvement Project Advisory Committee, the Chief Justice's Commission on

Professionalism, and the Council of Chief Judges of the State Courts of Appeal. He is also a member of the Appellate Rules Committee, the Legislative Coordinating Council, and the Judicial System Study Commission. He is the chairman of the Committee on the Future of the Juvenile Justice System. He served for over 10 years as the chief judge of the Court of the Judiciary and is a former advisory board member of the Service Guild of Birmingham's Early Intervention Program, a former member of the Alabama Juvenile Code Revision Committee, and a former member of the board of directors of Children First.

He is married to the former Melinda Rainey of Greenville, Alabama and they have three children. The family attends St. Stephen's Episcopal Church.

## JUDGES OF THE ALABAMA COURT OF CIVIL APPEALS



**Judge Craig Sorrell Pittman**, the third of five sons of Dr. John Edwin Pittman and Marjorie Brunson Pittman, was born September 6, 1956, in Enterprise, Alabama. He graduated from Indian Springs School in Birmingham and Middlebury College in Vermont, where he received his Bachelor of Arts degree in Political Science with honors in 1978. In 1981 he was awarded a Doctor of Jurisprudence degree from the Cumberland School of Law of Samford University. He was admitted to the practice of law in the State of Alabama in 1981 and in the State of Florida in 1982.

After graduating from law school, Judge Pittman clerked for Judge T. Virgil Pittman in the U.S. District Court of the Southern District of Alabama in Mobile from 1981-1983. He then practiced law in Mobile with the law firm of Hamilton, Butler, Riddick, Tarlton and Sullivan from 1983-1986. In 1986 he started his own firm which eventually became known as Pittman, Pittman,

Carwie and Fuquay. He was a Deputy Attorney General during the administrations of Jeff Sessions and Bill Pryor and General Counsel for the Alabama State Docks during the Fob James Administration.

Judge Pittman is a member of the Judicial Inquiry Commission, the Mobile Bar Association, the Maritime Law Association, the Southeastern Admiralty Law Institute, the Alabama State Bar and the Florida Bar. He has practiced before all state courts in Alabama and Florida and is admitted to practice in the federal courts of Alabama and the Northern and Middle Districts of Florida.

Judge Pittman is married to Janet Rich Pittman of Mobile. He has two children, Craig, Jr., and Jennifer Leigh. The Pittmans are members of Christ Church Cathedral in Mobile.

## JUDGES OF THE ALABAMA COURT OF CIVIL APPEALS



Legislative Coordinating Council, the Standing Committee on Juvenile Procedure, and the Standing Committee on Rules of Conduct and Canons of Judicial Ethics.

Judge Thomas is married to Dave Thomas and has four girls: Tara, Miranda, Ella and Eliza. She is an active member of Cullman Church of Christ. Judge Thomas was a founder and board member of Traditions Bank in Cullman and has served on the Children's First Board and the Children's Policy Council.

**Judge Terri Willingham Thomas**, a native of Cullman, Alabama, achieved her Juris Doctorate from the Cumberland School of Law, and attained her undergraduate degrees from Athens State University and Wallace State Community College.

Upon graduation from law school, Judge Thomas began practicing law in Cullman and soon after was elected as a District and Juvenile Court Judge in Cullman County where she served for 10 years.

In addition to acting as a District and Juvenile Court Judge, Judge Thomas served as President of the Alabama Juvenile and Family Courts Judges Association from 2004-2005, and on the Faculty of the Alabama Judicial College. She has also served as a member of Alabama's Juvenile Code Revision Committee, the Judicial System

## JUDGES OF THE ALABAMA COURT OF CIVIL APPEALS



leading authority on its subject by the appellate courts of Alabama, having been cited in dozens of cases. Moore has used the knowledge he gained from researching this book to teach workers' compensation law to judges, lawyers, and workers' compensation professionals throughout the state and to provide pro bono services.

Judge Moore's greatest accomplishments have been his marriage and the birth of his two sons. He married the former Ashlee Stewart of Mobile in 1992. In 1999, they welcomed Michael Alexander "Alex" Moore to the family and in 2003 the family was completed with the birth of Thomas "Pierce" Moore.

**Judge Terry A. Moore** is a 1990 graduate of the University of South Alabama. He graduated magna cum laude from the University of Alabama School of Law in 1993. Following graduation, he entered private practice in the Mobile, Alabama, office of Adams & Reese where he specialized in workers' compensation and civil litigation. In 1998, he became a partner in the Mobile law firm of Vickers, Riis, Murray & Curran, LLC. In 2004, Moore co-founded Austill, Lewis, Pipkin & Moore, P.C., where he served as a member until his election to the Alabama Court of Civil Appeals in 2006.

While practicing law, Moore published numerous articles in legal journals, law reviews, and seminars. In 1998, West Publishing issued Alabama Workers' Compensation, a two-volume treatise that was written by Moore between 1992 and 1997. That treatise is now considered the

## JUDGES OF THE ALABAMA COURT OF CIVIL APPEALS



**Judge Scott Donaldson** received a B.S. degree in Commerce and Business Administration from the University of Alabama in 1981 and graduated *cum laude* from the Cumberland School of Law in 1984. Judge Donaldson practiced law for over 18 years and was elected to the State Bar Commission and State Bar Disciplinary Commission.

From 2003-2013, he was a circuit judge for the Sixth Judicial Circuit. He chaired or served on numerous judicial committees and was a member of the Executive Committee of the Circuit Judge's Association. Judge Donaldson taught numerous courses for the Alabama Judicial College. He has authored *Improving Jury Service*, *The Alabama Lawyer* (May 2012); *Is it Time for the Plain English Jury Charge?*, *The Alabama Lawyer* (January 2005); and *Ex parte Interviews with Corporate Party Employees*, *The Alabama Lawyer* (September 1992).

Judge Donaldson is a Fellow of the Alabama Law Foundation, a graduate of Leadership Alabama, and a commissioner from Alabama on the National Uniform Law Commission. He is a faculty member at the National Judicial College where he has taught several advanced evidence courses to judges throughout the country, and has taught courses for judicial associations in several states. He has been an adjunct faculty member at the University of Alabama Law School and Business School, and is a frequent speaker at legal and judicial education conferences on various topics.

Judge Donaldson has served on the board of directors for numerous civic organizations. He has been president of the Tuscaloosa City Schools PTA Council and other PTAs within the school system. He and his wife have two adult children.

## CLERK OF THE ALABAMA COURT OF CIVIL APPEALS



**Rebecca C. Oates** has been employed with the Court of Civil Appeals Clerk's Office since 1990. She served as the Appellate Mediation Administrator for the Court from 2004-2013 and also as Assistant Clerk from 2005-2013. Mrs. Oates was appointed as Clerk of the Court of Civil Appeals in January 2014.

Mrs. Oates received her Masters of Science in Human Resources Management from Troy State University in 1998, Juris Doctor from Jones School of Law of Faulkner University in 1994, and Bachelor of Science from Auburn University in 1981.

Mrs. Oates has been married to Spencer Oates for over 40 years and they have one son, Spence. She is a native of Prattville. Mrs. Oates is a Charter Member of Trinity United Methodist Church in Prattville where she serves as an usher and works with the Children's Ministry.

**ALABAMA COURT OF CIVIL APPEALS**  
**FILINGS & DISPOSITIONS REPORT**  
*OCTOBER 1, 2017 THROUGH SEPTEMBER 30, 2018*

<b>COURT OF CIVIL APPEALS FILINGS AND DISPOSITIONS</b>					
	FY 2014	FY 2015	FY 2016	FY 2017	FY 2018
Cases Carried Over From Prior Year	665	625	576	476	573
New Filings	1,097	1,072	1,018	1,086	1,168
Total Caseload	1,762	1,697	1,594	1,562	1,741
Cases Disposed	1,137	1,121	1,118	989	1,246
Cases Carried Over To Next Year	625	576	476	573	495

<b>COURT OF CIVIL APPEALS FILINGS AND DISPOSITIONS</b>				
	Changes FY 2017 - FY 2018		Changes FY 2014 - FY 2018	
	# of Cases	%	# of Cases	%
Cases Carried Over From Prior Year	+97	20.38%	-92	-13.83
New Filings	+82	7.55	+71	6.47
Total Caseload	+179	11.46	-21	-1.19
Cases Disposed	+257	25.99	+109	9.59
Cases Carried Over To Next Year	-78	-13.61	-130	-2.08

<b>COURT OF CIVIL APPEALS CASES DOCKETED AND DISPOSED, FY 2018</b>	
<b>Cases Docketed</b>	
Cases Carried Forward FY 2016	573
New Cases	1,168
Total Cases Pending Before the Court	1,741
<b>Cases Disposed</b>	
Written Opinion	249
Without Written Opinions	997
Total Cases Disposed	1,246
Cases Carried Forward to Next Term	495

**ALABAMA COURT OF CIVIL APPEALS  
FILINGS & DISPOSITIONS REPORT  
OCTOBER 1, 2017 THROUGH SEPTEMBER 30, 2018**

<b>COURT OF CIVIL APPEALS TYPES OF DISPOSITIONS WITH DECISIONS, FY 2018</b>			
Types of Dispositions With Decisions	# of Cases	# of Cases Without Opinions	% of Total Decisions
Affirmed	53	458	66.97
Reversed	59	0	7.73
Affirmed in Part/Reversed in Part	30	0	3.93
*Other	107	56	21.37
DECISIONS	249	514	100.00
<b>TOTAL OF DECISIONS</b>	<b>763</b>		
*Other includes cases, dismissed, writs granted and denied, etc.			
Note: Decisions reflect both cases with opinion and affirmed without opinion. (Disposed)			
Note: 3.16 percent of the cases requesting oral argument were argued. (Disposed)			

<b>COURT OF CIVIL APPEALS TYPES OF DISPOSITIONS WITHOUT WRITTEN OPINIONS, FY 2018</b>		
Types of Dispositions Without Opinions	# of Cases	% of Other Dispositions
Dismissed on Motion of Appellant	103	10.33
Dismissed for Failure to Prosecute	120	12.04
Dismissed on Joint Motion/Agreement	26	2.61
Dismissed on Motion of Appellee	9	0.90
Other (i.e., Untimely Filing, Moot)	175	17.55
Transferred to Another Court for Lack of Jurisdiction	106	10.63
Affirmed—No Opinion	458	45.94
<b>TOTAL</b>	<b>997</b>	<b>100.00</b>

<b>COURT OF CIVIL APPEALS APPLICATIONS FOR REHEARING, FY 2018</b>			
Case Type	# of Cases Disposed by Submission and Decision	# of Applications for Re- hearing Filed	% Rehearings on Cases Disposed by Submission and Decision
Appeals and Extraordinary Writs	763	113	14.81



**ALABAMA COURT OF CIVIL APPEALS**  
**FILINGS & DISPOSITIONS REPORT**  
*OCTOBER 1, 2017 THROUGH SEPTEMBER 30, 2018*

<b>COURT OF CIVIL APPEALS DISPOSITIONS OF RULING ON APPLICATIONS FOR REHEARING, FY 2018</b>		
Case Type	# of Applications for Rehearing	% Disposed with Applications for Rehearing
Overruled—No Opinion	100	88.50
Granted—Original Opinion Withdrawn and Substituted	5	4.42
Overruled—Original Opinion Withdrawn and Substituted	4	3.54
Other	4	3.54
<b>TOTAL</b>	<b>113</b>	<b>100.00</b>

<b>COURT OF CIVIL APPEALS DISPOSITIONS OF CERTIORARI REVIEW, FY 2018</b>		
Decision	Total Cases	% of Cases
Denied	100	84.04
Petition/Writ Quashed	7	5.88
Affirmed	0	0
Other	0	0
Reversed and/or Remanded	5	4.20
Dismissed	3	2.52
Stricken	4	3.36
<b>TOTAL</b>	<b>119</b>	<b>100.00</b>

## SUPREME COURT AND STATE LAW LIBRARY

**T**he Alabama Supreme Court and State Law Library is the oldest law library in Alabama. Established in 1828 as the Library Society of the Bench and Bar of the Supreme Court, it was a private, nonprofit organization with the purpose of providing a library for the “exclusive use of the Bench and Bar of the Supreme Court of the State.” In the late 1800s, when the law library became a state agency, it was Alabama’s largest research library and continues that tradition today, serving the Supreme Court of Alabama, the Courts of Criminal and Civil Appeals, and all citizens of Alabama.

The Law Library has approximately 250,000 volumes in its collection but is also fully automated with over 65 computers for staff and library users, including a state-of-the-art computer lab. The Library is one of the oldest United States Government Depository libraries in the United States, having been designated a depository in 1884. Currently, the Law Library occupies approximately 38,000 square feet with space for approximately 80 researchers. It is a public law library, with hours of operation from 8:00 a.m. to 6:00 p.m., Monday through Friday. The Law Library collection contains all of the reported decisions of the state and federal appellate courts in the United States, and the statutes of all 50 states and the District of Columbia, plus Acts of Congress, the United States Code, and the regulations of the various agencies of the United States Government. The legal periodical collection is one of the best in the State with more than 1,000 titles.

The Law Library’s rare book collection is considered one of the finest in the southeastern United States. Its oldest book, *Symbolaeographia*, by William West, was published in 1605, seven years before the completion of the King James Version of the Bible. The collection includes over one-hundred 17th and 18th century law books and several thousand 19th century volumes. Unique to the collection are the briefs of the Alabama Supreme Court cases beginning in 1965, audio tapes of oral arguments of the Court beginning in 1979, and the papers of the Alabama Judicial College.

Beyond the role of the traditional library, the Supreme Court and State Law Library continues to pursue a strategic plan to remain on the forefront of technology. To this end, the Law Library provides public access to Westlaw computer-assisted legal research services, to all users so that they have access to the most sophisticated legal research engines available. In this same way,

the Law Library provides Westlaw access to the entire judicial branch of government so that judges, clerks, and other judicial branch employees will have access to legal information at their fingertips. The Law Library maintains an active website which includes the Rules of the State Courts of Alabama and access to the Law Library’s online catalog. Additionally, the Law Library has its own computerized public access catalog which includes the online catalogs of the Jefferson County Public Law Library, the Montgomery County Public Law Library, and the Elbert Parsons Public Law Library in Huntsville. All of which can be accessed from the Law Library website <http://judicial.alabama.gov/library.cfm>. The Law Library also has an active presence on Facebook.

The Law Library showcases the Heflin-Torbert Judicial Building, the appellate process, and the history of the courts through a public education program. This program includes guided tours of the Court, their courtrooms, museum exhibits, and the law library. Since 1994, over 215,000 visitors, mostly fourth-grade students, have participated in the judicial learning experience, understanding how the rule of law impacts our State and Nation.

The Junius Moore Riggs Portrait Collection is also a major part of the Law Library collection. In 1874, Marshal and Librarian Junius Moore Riggs began collecting portraits of governors of the State to hang in the halls of Capitol and in the Law Library. By the time of his resignation in 1934, Riggs had collected 44 portraits including governors, chief justices, and associate justices of the Court. The most notable portrait in the collection is that of Chief Justice George Goldthwaite, painted by Goldthwaite’s grand-daughter, noted regional artist Ann Goldthwaite, which hangs in the Antebellum Gallery in the Supreme Court.

In October of 2016, the Law Library, the Supreme Court of Alabama, the Federalist Society for Law & Public Policy Studies, and the Blackstone Center for Law and Liberty at Thomas Goode Jones School of Law at Faulkner University sponsored the exhibit, *Magna Carta, An Enduring Legacy, 1215 – 2015*, created by the joint effort of the Library of Congress, the Law Library of Congress, and the American Bar Association. The exhibit was on display from October 11th through the 31st in the Rotunda of the Heflin-Torbert Judicial Building. During this period, approximately 1,000 visitors viewed the exhibit.

## STATE LAW LIBRARIAN



**Timothy Alan Lewis**, a native of Talladega, Alabama, was appointed by the Supreme Court as State Law Librarian and Acting Marshal of the Supreme Court of Alabama on June 1, 1992. He served as Acting Marshal until 1993.

Mr. Lewis attended the public schools of Talladega, graduating from Talladega High School in 1974. He graduated from the University of Alabama, receiving his B.A. in English in 1979, his Master of Library Services in 1983, and his Juris Doctor in 1984. He was admitted to the Alabama State Bar Association in 1988. Tim served as Assistant Director of the Library from 1984 until his appointment as State Law Librarian and Acting Marshal.

Mr. Lewis taught as Adjunct Professor of Law at the Jones School of Law from 1988 to 1992, and is currently an Adjunct Professor at Auburn University at Montgomery in both the Department of Justice and Public Safety and the Management Department. He has taught numerous courses on legal research and computer-assisted legal research, and is the co-author of *Alabama Practice Materials: An Annotated Bibliography*, 82 *Law Library Journal* 703 (1990). He is also the author of several articles in the

*Alabama Lawyer* and has written several book reviews.

Besides the Alabama State Bar, Mr. Lewis is a member of the Alabama Association of Law Libraries, the Special Libraries Association, the Southeastern Chapter of the American Association of Law Libraries, the Law Library Association of Alabama, the Alabama Library Association, and the Montgomery County Bar Association.

Mr. Lewis served as the Moderator of the Law Librarians Roundtable of the Alabama Library Association in 1989, President of the Law Library Association of Alabama from 1992 to 1993, the vice president for the Montgomery Judicial Chapter of the Alabama State Employees Association in 1995, the Coordinator of the Montgomery Area Library Resource Sharing Roundtable from 1995 to 1996, and served on the Board of Directors for the Center for Law and Civic Education at Cumberland School of Law, and the Board of Directors for the Law Magnet Program at Booker T. Washington Magnet School. He served as Local Arrangements Chair for the 2001 Alabama Library Association Convention held in Montgomery.

Currently, Mr. Lewis serves as the Treasurer of the Alabama Library Association, as co-chair of the Alabama State Bar Law Day Subcommittee, is a member of the Board of Directors of Camp Chandler (YMCA), a member of the Appellate Library Standards Committee (AALL), and represents special libraries on the Library Services and Technology Act (LSTA) Advisory Council.

Mr. Lewis is married to Christine Whitesell of Montgomery, and they have two children, Laura and Rebecca. He and his family attend the Episcopal Church of the Ascension in Montgomery where Mr. Lewis teaches 6th grade Sunday School, assists with the SOS Puppet Team, and is a member of the 1st Timothy Committee. He has been a member of the Montgomery Lions Club since 1987.



created position. Effective October 1, 2001, she was appointed reporter of the decisions for the Alabama appellate courts; she is the first woman to hold that position.

Ms. Cauley is a member of Capitol Heights United Methodist Church. She is an active member in the Association of Reporters of Judicial Decisions, an international professional association; she served as the Association's president in 2004.

**Bilee Kulhanek Cauley** was born in West Homestead, Pennsylvania, near Pittsburgh, and was educated in the West Homestead and Homestead public schools. Ms. Cauley graduated from Eckerd College in St. Petersburg, Florida, in 1972 with a bachelor of arts degree in English literature. She received her juris doctorate in 1987 from the Jones School of Law, where she was awarded the James J. Carter Award for Scholarship, an award given to the student in each graduating class with the highest grade-point average. Ms. Cauley was admitted to the Alabama State Bar in 1988.

Ms. Cauley worked as a paralegal at the Montgomery law firm of Johnson and Thorington from 1979 until her graduation from law school. Upon graduation, she was employed at this firm as an associate. She was appointed assistant reporter of decisions for the Alabama appellate courts in July 1989; she was the first person to occupy that newly

## MARSHAL OF THE APPELLATE COURTS



Marshal James is an active member of his church, where he is frequently involved in a variety of cooking projects. He additionally serves as a basketball official and softball umpire and referee.

**Willie L. James** was sworn in as Marshal of the Appellate Courts of Alabama on August 15, 2001, by Chief Justice Roy Moore, becoming the twelfth marshal of the appellate courts.

Marshal James was born and raised in Montgomery, Alabama. Due to the death of his father at an early age, James and his eight siblings were raised by his mother. Following his graduation from Booker T. Washington High School, James attended Southern University in Baton Rouge, Louisiana, on a basketball scholarship. He graduated with a degree in Business Management and Marketing.

In 1973, James became a City Park Ranger, being promoted in 1980 to the position of Assistant Chief Ranger. Following his retirement in 1993, he joined the Alabama appellate courts as a Deputy Marshal, and served in that position until his appointment as Marshal.

# JUDICIAL INQUIRY COMMISSION

**E**stablished, in 1973, by Amendment 328 (the Judicial Article) to the Constitution of Alabama, the Judicial Inquiry Commission is convened permanently with authority to receive or initiate complaints and to conduct investigations concerning any Alabama judge's alleged violation of the Alabama Canons of Judicial Ethics, misconduct in office, failure to perform judicial duties, or inability to perform judicial duties because of a physical or mental disability. The Commission is further authorized to file and prosecute, in the Court of the Judiciary, complaints upon the Commission's finding a reasonable basis exists to charge an Alabama judge with Canon violations, misconduct, failure to perform duties, or inability to perform duties because of a physical or mental disability. In addition, the Commission may render, in its discretion, advisory opinions to judges upon request.

The Judicial Inquiry Commission consists of nine members: an intermediate appellate judge, two circuit judges, a district judge, three laypersons, and two attorneys. The three laypersons and the district judge are appointed by the Governor and are subject to Senate confirmation; the two circuit judges are appointed by the Circuit Judges' Association; and the two attorneys are appointed by the Commissioners of the Alabama State Bar. The Commissioners serve four-year terms.

The Judicial Inquiry Commission carried over, to fiscal year 2018, 24 complaints against Alabama judges, and it received 150 complaints during fiscal year 2018. Of those 174 complaints, 132 were dismissed, without investigation, on the Commission's findings each complaint did not present either a reasonable basis to charge, a claim within the Commission's jurisdiction, or an ethical violation, or a combination of any of those three. In addition, the Commission completed investigations of 18 complaints and subsequently dismissed those complaints or filed charges in the Court of Judiciary. (Investigation of five other complaints was carried over to fiscal year 2019.) The Commission met with two judges about complaints against those judges, and the Commission subsequently dis-

missed one of those complaints. The Commission did not file any charges against a judge in the Court of the Judiciary. In addition to the five complaints under investigation 18 complaints pending the Commission's consideration were carried over to fiscal year 2019.

## JUDICIAL INQUIRY COMMISSION

Billy C. Bedsole, Chairman  
*Attorney  
Mobile*

David Kimberley, First Vice Chairman  
*Circuit Judge, 16th Judicial Circuit  
Gadsden*

Randall L. Cole, Second Vice Chairman  
*Presiding Judge, 9th Judicial Circuit  
Fort Payne*

David Scott  
*Scott Builders Supply, Inc.  
Opelika  
(resigned March 2018)*

Craig Pittman  
*Judge, Court of Civil Appeals  
Montgomery  
(Replaced September 2018)*

Dr. David Thrasher  
*Physician  
Montgomery  
(Resigned March 2018)*

Ralph Malone  
*Horizon's, LLC  
Huntsville*

Maibeth Porter  
*Attorney  
Birmingham*

Stacia Robinson  
*Benechoice Companies  
Montgomery  
(Appointed March 2018)*

# JUDICIAL INQUIRY COMMISSION

## JUDICIAL INQUIRY COMMISSION

(CONTINUED)

William “Bo” Matthews  
*Bo Matthews Center for Excellence*  
*Huntsville*  
*(Appointed March 2018)*

George N. Hardesty, Jr.  
*District Judge*  
*Mobile*

William C. Thompson  
*Presiding Judge, Court of Civil Appeals*  
*Birmingham*  
*(Appointed September 2018)*

Jenny M. Garrett, Executive Director

Chandra Brown, Assistant Executive Director

Rosa H. Davis, Counsel

Bill Gunter, Staff Attorney

# COURT OF THE JUDICIARY

The Court of the Judiciary is a nine-member body that hears complaints filed by the Judicial Inquiry Commission. The Court is composed of one judge of an appellate court, other than the Supreme Court of Alabama, who shall be selected by the Supreme Court of Alabama and shall serve as Chief Judge of the Court of the Judiciary; two judges of the circuit court, who shall be selected by the Circuit Judges' Association; one district judge who shall be selected by the District Judges' Association; two members of the state bar, who shall be selected by the governing body of the Alabama State Bar; and three persons who are not lawyers who shall be appointed by the Governor. Members appointed by the Governor shall be subject to Senate confirmation before serving.

The Court has the authority to enter the following sanctions for a violation of a Canon of Judicial Ethics: removal from office, suspension with or without pay, censure, retire a judge who is physically or mentally unable to perform their judicial duties, or apply such other sanctions as may be prescribed by law.

Decisions of the Court of the Judiciary may be appealed to the Supreme Court of Alabama, which reviews the record of proceedings on the law and the facts. The Supreme Court of Alabama shall adopt rules governing the procedures of the Court of the Judiciary.

The clerk of the Court of Civil Appeals serves as secretary of the Court of the Judiciary.

There were no complaints filed with the Court by the Judicial Inquiry Commission during FY 2018.

Members of the Court of the Judiciary are:

J. Michael Joiner (Chief Judge)  
Through September 14, 2018  
*Judge, Court of Criminal Appeals  
Montgomery*

Scott Donaldson (Chief Judge)  
Effective September 15, 2018  
*Judge, Court of Civil Appeals  
Montgomery*

Jeffrey T. Brock  
*District Judge, Conecuh County  
Evergreen*

Lucinda Samford Cannon  
*Opelika*

Jana Russell Garner  
*Selma*

Walter Body  
*Birmingham*

Steven E. Haddock  
*Decatur*

L. Gwaltney McCollum, Jr.,  
*Birmingham*

Laura Petro,  
*Circuit Judge, 10th Judicial Circuit  
Birmingham*

S. Dagnal Rowe, Sr.,  
*Huntsville*



# ADMINISTRATIVE OFFICE OF COURTS

**T**he Chief Justice of the Alabama Supreme Court is the chief administrative officer of the State's court system and is authorized to appoint an Administrative Director of Courts (ADC) and other personnel to assist in the performance of administrative responsibilities. This constitutionally created entity overseeing Alabama's Unified Judiciary is called the Administrative Office of Courts (AOC).

The Alabama Unified Judicial System is a state-funded court system consisting of the Supreme Court and two intermediate courts of appeal, the Court of Criminal Appeals and the Court of Civil Appeals. The systems also includes the trial courts of general jurisdictions (the circuit courts) and the courts of limited jurisdiction (the district, probate, and municipal courts). Municipal courts receive training and technical assistance from the AOC although judges and court personnel are selected by and answerable to their city governments. Probate judges and their staff are county employees.

The AOC, under the direction of the Administrative Director of Courts, is charged with providing the centralized, state-level administrative support necessary to the operation of the State court system, which includes the development of improved procedures and systems to increase the operational capacity of the courts, the collection and dissemination of information necessary for the development of policy, and the efficient operation of the courts. Alabama was one of the first states in the nation to have a unified state court system with uniform procedures and centralized administrative services. The Unified Judicial System of Alabama (UJS) has been in existence since 1977.

The AOC carries out its responsibilities through a network of specialized divisions. This necessary link within the court system successfully implements plans addressing the training, educational, and developmental needs of officials and employees of the Unified Judicial System. These tasks are implemented in part by and through the Alabama Judicial College, along with the support of

statewide technological expertise and implementation of the Information Technology Divisions.

The AOC also houses basic support departments such as Human Resources and Finance, but there exists more specialized departments such as the Family Court Division, the Legal Division, and the Public Information Office. The AOC is most specifically made up of talented individuals from many walks of life serving the needs of their fellow citizens.

## INFORMATION TECHNOLOGY DIVISION

The Information Technology (IT) Division provides the support necessary for the day-to-day business operations of the Unified Judicial System both in the trial courts and the Administrative Office of Courts. The IT Division aids in the enhancement of administrative functions using technology and coordinates with state agencies regarding sharing of services and information. The IT Division makes available public information to the criminal justice community, social and juvenile services, and the public as a whole. Additionally, this division offers online services to all 67 counties at all court sites, juvenile offices, and pardons and paroles offices. Finally, the IT Division maintains current UJS applications as well as new developments and upgrades.

The IT Division, the largest area of operation within the AOC, is responsible for the development and maintenance of automation within the UJS. The sections in this area include: Applications Programming, Information Technology Support, Information Technology Helpdesk, Mainframe, and Networking.

# ADMINISTRATIVE OFFICE OF COURTS

## APPLICATIONS PROGRAMMING

This section is responsible for the development and the maintenance of all automated systems supporting the information management needs of the UJS. This section designs, develops, tests, implements and maintains the mainframe and server-based applications that comprise the Alabama Statewide Judicial Information Systems (SJIS).

Project management functions are provided to judicial system contractors and business partners. On a daily basis, this section performs system analysis, develops product specifications, tests, approves and implements new systems, and serves as a mediator between user groups and contractors.

One of the premiere case management applications in the nation can be found in Alabama; MIDAS (Model Integrated Defendant Access System) was developed for use by Alabama Court Referral Officers in 2003. The application allows users the opportunity to manage offenders from one application; court records, criminal and driving histories and case management functionality are available in one location.

In 2005 MIDAS was rewritten with new functionality that allowed Drug Courts, District Attorneys, and Community Corrections Officers to utilize the application. In 2007, MIDAS was rewritten for the third time. Also in 2007, Juvenile Probation Officers saw the impact MIDAS was making as a complete defendant case management tool and released their version of MIDAS, named JUPITIR (Juvenile Probation Intake Treatment Integrated Resource), in the summer of 2009.

In February 2010 a new in-house helpdesk trouble ticketing system was deployed. SHARK (Service Helpdesk Assistance Repair and Knowledge) provides an avenue for UJS users to report and track technical support issues by submitting a “ticket” via a website interface. SHARK allows user requests for assistance to be acted upon

in a timelier manner than previous error reporting methods.

In 2012 the UJS Portal was created to provide a centralized website for court staff to get the latest news and updated forms and manuals.

In 2013 the Court Referral Education Program was added to the MIDAS application and is currently being utilized by half of the Court Referral Instructors statewide. This module is used to provide a link between the Court Referral Officer and the Court Referral Education Program. It allows the instructor to manage bookkeeping, journals and other information relating to a defendant’s progress within the Court Referral Education Program.

Also in 2013, the eWorksheets application was rewritten with enhanced security and functionality along with a significant amount of upgrades to better serve the courts using the latest technology. This application is used to complete sentencing worksheets by District Attorneys and other court staff in all counties, whereas prior to the 2013 changes only a handful of counties utilized the application. Between October, 2013 and May, 2015 approximately 30,000 worksheets had been entered into the system.

In 2015 the eTranscripts application was rewritten utilizing the most current technology available so as to improve performance, compatibility and security issues. The eTranscripts application is a web-based tool designed to assist circuit clerks and the Alabama Department of Corrections create and process electronic inmate sentence transcripts.

In 2016 the Alacourt.gov website was redesigned with a more modern look and feel; it was also designed to be compatible with mobile based devices for easier use.

In 2016, all file transfers were migrated to a new centralized and secure process utilizing our MoveIT DMZ, WS\_FTP and MoveIT Central software developed by IPSwitch. It also allows users to

securely transfer sensitive or large files between other users or organizations.

In 2017 the Conferences website was completely rewritten with a more modern look and feel along with providing support for mobile devices. The Conferences website is a web-based tool designed to allow the Judicial College to create conference events on their own via new administration screens. Users log in to the Conference's site to sign up for conferences and training events statewide and to view their Continuing Education Units/Credits.

In 2018 Applications staff created approximately 15 county-level websites, adding to the 16 county websites created in FY 2017. Local websites are created to assist the public and to reduce the number of telephone calls received in the various clerks' offices.

Also in 2018, the applications staff established a website for the Alabama WINGS (Working Interdisciplinary Network of Guardian Stakeholders) Program, whose mission is to deliver information, resources and tools throughout the legal system and to the public - as a means of providing appropriate decision-making supports and protective services to individuals.

Most recently in 2018, the Applications staff created and launched an event calendaring system used for scheduling building-wide events at the Hefflin-Torbert Judicial Building.

The Applications Staff is currently working on numerous projects that are scheduled for deployment during the next 12 months. These projects include the following:

- Modernization of the JUPITIR Application. The JUPITIR application is a web-based case management tool for Juvenile Probation Officers in the State of Alabama. The application will be rewritten to provide a more streamlined and fault tolerant system, while using the most current technology available.
- Modernization of the CASPER Application. The CASPER application is a web-based tool designed to assign and manage jurors in a court room. It continues in pilot phase in only a few counties and will require redesign of the interface to provide compatibility with the latest web browsers.
- County and Circuit Website Development. Ultimately, a total of approximately 100 websites are planned for circuit clerks, judges and other judicial entities. The sites' primary users will have the ability to update their site's content, as required.
- Application Maintenance Project. Ongoing projects to ensure that modifications and enhancements are made to existing applications to improve security and optimize performance will continue on, into FY 2019.
- Court Cost Changes and Legislative Updates. Each year Legislative Acts routinely create the need for programming changes to SJIS - usually updates to fee schedules in various local jurisdictions, but periodically to statewide fee schedules, as well. Other common programming actions necessitated by specific legislation include addition or deletion of criminal charge codes; meeting inter-agency data exchange requirements; and *ad hoc* management reporting functions.

## INFORMATION TECHNOLOGY (IT) SUPPORT

The Information Technology (IT) Support section provides training and support of technology related projects. Typical project management duties include staffing a telephone support desk and ticket management system, application training, video conferencing, preparing narrative reports, preparing manuals, creating online tutorials, testing of applications, and processing requirements for application development. IT Support serves as the liaison between the users and the technical staff.

In 2018 IT Support updated the *Pro Se* Association menu, added an electronic means to accept restitution payments made with a credit card, added Complaint *eDocketing* to the circuit clerk's menu

# ADMINISTRATIVE OFFICE OF COURTS

(CV, DV and SM) and gave district attorneys statewide access to Youthful Offender and Juvenile case details and images in Alacourt.

IT Support has completed just under 1,000 SHARK tickets and assisted with over 16,500 inbound calls this year as well as just under 17,000 outbound calls totaling approximately 33,500 calls handled in FY 2018.

Goals for FY 2019 include the continued development, implementation and training of statewide criminal e-filing, as well as Phase II of traffic *eOrder* and batch TR Order (Continuance, *Nol Pros* and Dismissal only); electronic certified mail process; electronic court notice option to *pro se* parties in lieu of mailers; AlacourtPlus *e-Certify* (certified court documents) for circuit and district courts; electronic transfer of case and images between counties; AlaFile publication options; continued statewide deployment of eWarrants (WMS), including interfacing with ALEA's *eCrime* software; updating and recoding the *eAppellate* application to improve functionality and performance.

## *FY 2018 General Statistics Totals and/or Average per Month*

- AlaPay Financial - \$62,925,713.56 (\$5,243,809 per month)
- AlaPay Transactions – 459,087 (38,257 per month)
- AlaVault Pages Scanned – 15,868,589 (1,322,382 per month)
- AlaVault Documents Scanned – 4,082,654 (340,221 per month)
- AlaFile New Complaints eFiled – 191,354 (15,946 per month)
- AlaFile Motions eFiled – 1,074,098 (89,508 per month)
- AlaFile Orders by Judges – 1,653,970 (137,831 per month)

- AlaFile Registered Attorneys – 361 (30 per month) \*15,557 (to date)
- AlaFile Registered *Pro Se* – 352 (27 per month) \*1,995 (to date)
- AlaFile Total Attorney Filings – 2,198,565 (183,214 per month)
- eCitations – 225,335 (18,778 per month)
- eAppellate – 1,390 (116 per month)
- eTranscripts – 35,174 (2,931 per month)

## *Applications Supported:*

- AlaCourtPlus
- AlaCourt.com
- AlaFile
- AlaVault
- AlaPay
- eAppellate
- eCitation (eSearch and eSwear)
- eTranscripts
- eWarrants (Warrant Management System)

## **MAINFRAME**

The Mainframe Section of the IT Division is responsible for the availability of the Statewide Judicial Information System (SJIS) which handles an average of one million transactions per day. Among its responsibilities are making sure the online aspects of the system are available and operating at optimum performance, providing assistance to users concerning report output, maintaining mainframe equipment at user sites, and handling large volumes of mailed output.

The mainframe system is constantly monitored to make sure there are no problems that could affect the SJIS users and others that require infor-

mation from SJIS. The Mainframe Section is responsible for the safety of SJIS data and provides for data integrity and timely backups of all data on a daily basis. The Mainframe Section also ensures that all mainframe software is up-to-date and configured properly as well as providing technical support to other sections of the AOC.

## PRINTSHOP

The AOC Print shop is responsible for producing envelopes for all of the UJS officials as well as multipart forms and other products as requested. As of the end of 2017 we have printed over 9 million envelopes since installing the new envelope printer in August of 2013. We now have much faster order turn around and service to the courts. The reduced cost of supplies for the new printer has enabled us to save money while providing much better service.

## NETWORKING

Information Technology (IT) Infrastructure Management is responsible for the day-to-day operations of the Alabama Unified Judicial System's network and servers, providing services to over 3,000 users spread over 125 locations utilizing server and networking resources located at the Alabama Judicial Building Data Center. Helpdesk personnel receive 1,000 calls for assistance each month.

*Responsible for engineering and managing:*

- Wired and wireless connectivity (T1, DSL, MPLS, MPLSDSL, FIBER)
- Firewalls, virus, and spam protection
- Servers and databases
- Remote network access via VPN clients
- 24/7 monitoring and problem resolution
- Authentication and authorization services through Active Directory
- Point-to-point data connections to outside agencies

- Electronic Mail Services

## SJIS HELPDESK

The State Judicial Information (SJIS) Helpdesk provides technical assistance, training, and problem resolution to users of the SJIS. Noteworthy accomplishments this reporting period include:

- Responded to an average of over 5,000 phone calls per month; 3,000 emails per month; and 500 skype messages per month.
- Submitted and monitored an average of 75 trouble tickets per month.
- Administered control over the SJIS access system.
- Maintained judge master records, clerk master records, enforcement system profiles and fee system profiles.
- Assisted users with monthly accounting system closeouts and day-to-day bookkeeping issues.

## PC HELPDESK

The PC Helpdesk is responsible for providing information technology (IT) support to all Alabama Judicial system personnel. This IT support includes but is not limited to PCs, laptops, printers, scanners, and other technology devices.

In 2018, the PC Helpdesk processed over 3,000 Service Helpdesk, Assistance, Report, and Knowledge (SHARK) tickets and received approximately 20,000 telephone calls.

The I.T. Division also began Windows 10 Operating System testing, and completed the replacement of Public Access desktops with VDI terminals across the UJS network during FY2017. Users continue to experience and enjoy the benefits of Microsoft Office 365 applications from anywhere they can get an internet connection, using most any Windows, Macintosh or Android device, without the headaches of updating and maintaining these applications.

# ADMINISTRATIVE OFFICE OF COURTS

## TRIAL COURTS

The Trial Courts Section of the IT Division serves the trial courts through the SJIS Helpdesk, Traffic Call Center, Income Tax Intercept Program, and Accounting/Bookkeeping Program.

The Income Tax Intercept Program interacts with the public, as well as the trial courts, in providing information that streamlines the collection of court ordered monies and assists circuit clerks' offices by diverting information inquiries to a central location. In fiscal year 2018 \$1,972,068.11 was recovered in delinquent court ordered monies through this section.

The SJIS Helpdesk and Accounting/Bookkeeping Program provide technical assistance with the processes of the State Judicial Information System (SJIS) through training, manuals, inquiries, and problem resolution.

The Traffic Call Center handled 93,862 cases and collected \$18,160,864.86 in court fines and fees in fiscal year 2018.

## ACCOUNTABILITY COURTS

The relationship between substance abuse, criminal activity, violence, increasing court case-loads, prison overcrowding, recidivism, death, and injury are well documented. Costs associated with these problems are staggering in terms of financial hardship as well as human tragedy.

## DRUG COURTS

Alabama currently faces severe issues with prison overcrowding. Model Drug Courts are one way of dealing with this problem. Drug Courts represent the coordinated efforts of the judiciary, prosecution, defense, probation, law enforcement, mental health, social services, and the treatment

community to actively and forcefully intervene and break the cycle of substance abuse, addiction and crime.

Currently, there are 56 adult Drug Courts in Alabama's 67 counties. On average, there are 3,200 active adult Drug Court participants each month in Alabama. Drug Courts are utilized as an alternative sentencing method to: (1) assist non-violent offenders who have committed offenses while under the influence of alcohol or drugs to be given the opportunity to turn their lives around, and (2) make the public safer while reducing the demand for prison space. Alabama also features several other Problem-Solving Courts (specialized courts modeled after Drug Courts focused on addressing other underlying issues of chronic criminal behaviors) including 15 Family Drug Courts with an average of 270 active participants, 11 Juvenile Drug Courts with an average of 140 active participants, 26 Veterans Courts (9 combined with Drug Courts) with an average of 200 active participants, and 11 Mental Health Courts with an average of 300 active participants.

## COURT REFERRAL OFFICER AND EDUCATION PROGRAMS

The Court Referral Officer (CRO) Program began in 1985 as a pilot program to assist judges in early identification and placement of DUI offenders as one method of reducing the devastating problem of drunk driving. Since the implementation of the Mandatory Treatment Act of 1990, Court Referral Officers have provided services to defendants in a broader spectrum of cases related to alcohol and drug use or abuse. The CRO and Court Referral Education Programs are Alabama's legacy programs when dealing with alcohol and drug offenses.

CROs are a key ingredient in Alabama's comprehensive approach to the management of cases involving substance abuse or other related issues. Utilizing the Operational Screening Criteria they provide a thorough evaluation and make the appropriate recommendations for each defendant. This

important information will ensure placement of each defendant in the most appropriate program to supplement traditional judicial sanctions.

Local Court Referral Programs were developed to assist defendants with alcohol and drug abuse-related offenses with education and/or treatment referral services to be able to act as “resource brokers” within local communities. These programs have been designed to be used in conjunction with court orders and not as a replacement for judicial sanctions.

In fiscal year 2018, 20,431 defendants were evaluated and referred for education or treatment. Of these defendants, 2,401 were placed in the Level I education programs, 9,782 were placed in the Level II education programs, 7,886 were referred to Level III outpatient or inpatient programs and 14 were placed in the Youth & Juvenile Course. There were 106,711 monitoring sessions conducted in FY 2018.

The AOC certifies and contracts with 25 agencies to provide alcohol and drug education programs and more than 100 CROs to evaluate defendants and provide monitoring sessions throughout the state. The Court Referral Program receives no General Fund monies.

Many Community Corrections and Drug Court programs across Alabama include Court Referral Officers. The meshing of these important programs has been met with broad success.

## ALABAMA JUDICIAL COLLEGE

The Alabama Judicial College, a section of the Education and Planning Division of the Administrative Office of Courts, is charged with the implementation of a comprehensive plan that addresses the educational, developmental, and training needs of members of the Unified Judicial System. Continuing education and training programs administered

by the Alabama Judicial College recognize the career development needs of court officials and employees. The College develops and coordinates over 75 meetings on a yearly basis which include on-site and off-site conferences, regional trainings, and seminars for officials and employees of the circuit, district, municipal courts, and guardians *ad litem*. Since its inception the College has followed a comprehensive model of adult learning theory which emphasizes continuing education of all court officials and staff to enhance the proper administration of justice.

During Fiscal Year 2018 the Alabama Judicial College planned and facilitated four (4) municipal magistrate orientation programs with over 125 new magistrates being certified; 16 off-site training conferences that served over 3,250 Unified Judicial System officials and employees; one (1) drug court and veteran’s court conference which 215 participants attended; and 145 guardians *ad litem* were either certified or re-certified. Also, in FY 2018 the Alabama Judicial College continued to conduct numerous in-house trainings and meetings with over 1,500 court officials and employees participating. In addition, the Alabama Judicial College maintained certifications with the Continuing Legal Education requirements for over 325 Municipal Judges. The Judicial College awarded 112 Continuing Education Hour Certificates during 2018 .

## FAMILY COURT DIVISION

The Family Court Division provides services in seven different, but related, areas for the Alabama judicial system. Those areas include:

- Unified Family Courts
- Juvenile Probation Services
- Access and Visitation Grant Program
- Court Improvement Program Grants

# ADMINISTRATIVE OFFICE OF COURTS

- Judicial Volunteer Program
- Child Support/Referees
- Violence Against Women Act (VAWA) Grant

The goal of this division is to provide a wide array of services so that the juvenile and family courts can be more efficient and effective for families and children in Alabama.

## UNIFIED FAMILY COURTS

The concept of a unified family court is to place cases dealing with juvenile and family law in one court in order to serve the families more effectively and efficiently. Family Courts or family court divisions have been established, either by statute or local act, in the following counties:

- Calhoun
- Cleburne
- Dale
- Geneva
- Henry
- Houston
- Jefferson
- Lee
- Madison
- Marshall
- Mobile
- Montgomery
- Russell
- Tuscaloosa

## JUVENILE PROBATION SERVICES

The Family Court Division manages the State Juvenile Probation Officer Program, which was created in 2000 in response to the mandate of the Alabama Legislature in § 12-5A-1, *Ala. Code* 1975, that a comprehensive system of juvenile probation services be developed, implemented, and

administered by the Administrative Office of Courts.

Juvenile probation officers are an integral part of the juvenile justice system. Juvenile probation officers perform a variety of services which are essential to the proper operation of the juvenile courts including working primarily with youths who are alleged to be delinquent or in need of supervision.

The functions of the Family Court Division, with respect to juvenile probation officers, include the establishment of statewide guidelines, certification, and training standards. Currently, there are 266 juvenile probation officers statewide. Of those, 174 are employed by the Unified Judicial System, along with 16 UJS juvenile support personnel. These personnel serve 62 of Alabama's 67 counties. The program provides juvenile probation salary subsidies to the five counties in which juvenile probation officers are county employees.

## ACCESS AND VISITATION GRANT PROGRAM

The Administrative Office of Courts, through the Family Court Division and the Alabama Law Foundation, Inc., administered the federally-funded Access and Visitation Grant Program, the goal of which is to develop programs and services to improve noncustodial parents' access to and visitation with their children. The grant has an Advisory Committee, chaired by the Honorable Adrian Johnson, District Judge of Lowndes County. Funds from the grant are primarily used to fund eight sub-grantee programs that provide one or more of the following services: mediation of visitation issues; parenting education programs; development of parenting plans; counseling; neutral drop-off/pick-up; supervised visitation; and visitation enforcement.

## COURT IMPROVEMENT PROGRAM (CIP) GRANTS

### *BASIC CIP GRANT*

The Basic CIP grant is a federally-funded program that has been administered by the AOC since FY 1995. The goal of the grant is to streamline juvenile court procedures and processes so that children adjudicated dependent may be placed in



safe, permanent homes as quickly as possible. The primary activities of the Grant include the following:

- Guardian ad Litem (GAL) Certification and Recertification Training (Note: As of 9/30/2018, 1,291 attorneys were on the certified GAL appointment list)
- Parents' Attorney Training
- Probate/Juvenile Judge Subcommittee
- Collaborative Activities with the Alabama Department of Human Resources (DHR)
- Assessment of the Alabama Juvenile and Family Courts

#### *CIP TRAINING GRANT*

Beginning in September 2006, the AOC, through the Family Court Division, began administering a grant from the federal government primarily to be utilized for training initiatives. This grant has an advisory committee, chaired by the Honorable Lyn Stuart. The primary objectives of this grant include training new juvenile and family court judges, administrative support assistants, and other juvenile court officials and employees on various topics when needed.

#### *CIP DATA COLLECTION AND ANALYSIS GRANT*

Beginning in September 2006, the AOC, through the Family Court Division, began administering another grant from the federal government primarily to be utilized for data collection and analysis to help ensure that foster children's needs for safety, permanency, and well-being are met in a timely and complete manner. Primary activities include the following:

- Continual updating and revising current data collection methods
- Developing cross system collaboration between existing state systems

- Developing and implementing enhancements to the electronic information systems

#### **THE JUDICIAL VOLUNTEER PROGRAM**

By order of the Supreme Court of Alabama dated January 19, 2000, effective March 1, 2000, Rule 42, Alabama Rules of Judicial Administration, was adopted allowing the use of a Judicial Volunteer Program in those circuit or district courts choosing to do so.

Carefully screened, interviewed, and trained citizen-volunteers are utilized in appropriate programs to assist in the court process. There are seven judicial volunteer programs throughout Alabama. Most programs have a judicial volunteer program coordinator overseeing these programs.

One aspect of the Judicial Volunteer Program is the Juvenile Conference Committee. Juvenile Conference Committees are authorized pursuant to Rule 15.1, Alabama Rules of Juvenile Procedure. Through the use of Juvenile Conference Committees, a large percentage of petitions filed in juvenile court can be diverted and disposed of expeditiously. The Juvenile Court can then devote more time to dealing with the serious and repeat juvenile offenders.

Another aspect of the Judicial Volunteer Program is district court mediation in which trained volunteers are used as mediators in specific cases in district court, mostly small claims.

#### **CHILD SUPPORT/REFEREES**

The Alabama Central Disbursement Division (ACDD) of AOC was established as a result of a federal law known as the Welfare Reform Act of 1996. This law required a single location in each state where employers could send wage-withheld child support payments to be processed. In FY 2018 \$148,108,794.58 was collected and disbursed.

Non-Title IV-D payments (or wage withheld payments not processed through the Alabama Department of Human Resources) are receipted at a

# ADMINISTRATIVE OFFICE OF COURTS

central location and are disbursed by the ACDD. Payments are receipted one day and then disbursed by direct deposit or paper check to the recipient the next business day.

During FY 2018, there were 7 full-time and 13 part-time referees who served 17 counties. Eleven part-time referees heard child support cases and were 66% funded by the Alabama Department of Human Resources.

## **Violence Against Women Act (VAWA) Grant**

This Grant is for the purpose of educating judicial officials and employees and other stakeholders on the causes and consequences of domestic violence, the actual content of the domestic violence and protection from abuse laws, and national and other state best practices in this area. This project is also for the purposes of presenting court officials with enhanced skills in domestic violence as well as to develop or expand existing automated systems to link police, prosecutors, and courts for the purpose of tracking arrests, protection orders, and convictions for violent crimes against women.

## FINANCE DIVISION

The Finance Division of the Administrative Office of Courts, under the direction of the UJS Finance Director, is charged with the professional management of all funding resources allocated to the AOC and the trial courts of the State of Alabama. Support services are provided in the areas of budget preparation, accounting, purchasing, executive contract reviews, state agency contracts, county expense claims, property inventory, records management, and UJS expenditure management.

The Finance Director serves as a liaison with the appellate courts regarding fiscal matters and responds to questions pertaining to judicial finances

from the Alabama legislature and executive branches of government. The total expenditures of the trial courts and the Administrative Office of Courts for fiscal year 2018 was \$178,065,954.

Grants awarded to the Administrative Office of Courts and trust accounts are administered by the grants accountant and the various project managers, in accordance with the appropriate policies and procedures. Expenditure vouchers are processed by accounting staff in accordance with procedures administered by the State Comptroller, as well as the monthly balancing of all revenues and expenditures. The UJS Finance Division participates in financial and property audits as scheduled and coordinated with the State Examiner of Public Accounts and Office of the State Auditor to ensure compliance with all State government accountability procedures.

Additionally, the responsibilities of the UJS Finance Division include juror payments. Approximately 55,671 jurors served the Circuit Courts of Alabama from October 1, 2017, through September 30, 2018. Juror payments totaled \$1,341,612.66 in FY 2018.

The Finance Division has the responsibility of overseeing property management within the Alabama circuit and district courts and the AOC for state-owned commodities. The Unified Judicial System currently has approximately 9,384 active State property assets with a value of \$500 or more. These commodities are currently included on the statewide UJS inventory with an acquisition value in excess of \$12,428,686 dollars.

# ADMINISTRATIVE OFFICE OF COURTS

## UNIFIED JUDICIAL SYSTEM FISCAL YEAR 2017 AND 2018 EXPENDITURES TWO YEAR COMPARATIVE SUMMARY

	FY 2017 Expenditures	FY 2018 Expenditures	\$ Increase (Decrease)	% Increase (Decrease)
<b>GENERAL FUND</b>				
Unified Judicial System	\$97,078,820	102,758,190	\$5,679,370	5.85%
Supreme Court	9,549,411	10,137,137	587,726	6.15%
Court of Criminal Appeals	3,824,821	3,734,932	(89,889)	(2.35%)
Court of Civil Appeals	3,609,429	3,632,269	(22,840)	0.63%
Supreme Court Library	1,096,569	1,076,883	(19,686)	(1.80%)
Judicial Inquiry Commission	621,603	615,636	(5,967)	(0.96%)
<b>TOTAL GENERAL FUND</b>	<b>\$115,780,653</b>	<b>\$121,955,047</b>	<b>\$6,174,394</b>	<b>5.33%</b>
<b>GRANTS &amp; TRUST FUNDS</b>				
Public Road & Bridge Fund	\$35,000,000	\$35,000,000	\$0	0.00%
Federal/State/County Funds	19,314,685	12,764,689	(6,549,996)	(33.91%)
Court Automation Fund	4,395,888	3,740,035	(655,853)	(14.92%)
Juvenile Probation Fund— Tobacco	4,646,647	4,645,938	(709)	(0.02%)
Judicial Administrative Fund	9,614,222	11,278,507	1,664,285	17.31%
Advanced Tech and Data Exchange Fund	3,913,838	2,506,281	(1,407,557)	(35.96%)
Court Referral Officers' Fund	5,106,672	4,622,200	(484,472)	(9.49%)
Education Trust Fund		750,000	750,000	
<b>TOTAL GRANTS &amp; TRUST FUNDS</b>	<b>\$81,991,952</b>	<b>\$75,307,650</b>	<b>(\$6,684,302)</b>	<b>(8.15%)</b>
<b>GRAND TOTAL</b>	<b>\$197,772,605</b>	<b>\$197,262,697</b>	<b>(\$509,908)</b>	<b>(0.26%)</b>

# ADMINISTRATIVE OFFICE OF COURTS

## HUMAN RESOURCES DIVISION

The Human Resources Division of the Administrative Office of Courts provides a full range of human resources services to the judicial branch of government and the general public. Direct support is provided to approximately 1,778 Unified Judicial System officials and employees. As of December 2018, these officials and employees include 138 appellate judges and employees (to include 2 Alabama Sentencing Commission Employees), 1,556 trial court officials and employees (appx. 386 are county funded employees), and 84 (1 temporary employees) Administrative Office of Courts staff.

### PERSONNEL OPERATIONS

The personnel operations section of this division processes all personnel actions. In fiscal year 2018, more than 3,414 separate actions were processed manually, including appointments, separations, leaves without pay, three and six-month probationary paperwork, and longevity bonuses, preparing and distributing salary adjustment invoices, as well as, other miscellaneous actions such as tax, address, and name changes. The operations section maintains all employee personnel records and position control for the judicial branch of government, using an automated information system and periodic reports. This section also audits all Unified Judicial System payrolls and certifies state service for the annual longevity bonus and conducts background checks and E-verify for applicants for the pre-employment screening process.

### PAYROLL OPERATIONS

The payroll section of the Human Resources Division provides or processes services such as: daily data entry, timesheets, one-time pay, supplemental pay, circuit clerks' restitution, reimbursement checks, Title IV-D payments, duplicate/cancelled

warrants, county supplement, FICA cut offs, W-2 and eMap service requests through the year, JPO fund updates, insurance, reimbursement for separated/terminated/retired employees, longevity bonuses, deferred compensation (e.g., Great-West, RSA-1, United Way) funding source/organization code changes, unemployment compensation, insurance billing, direct deposits, employment verifications, retirement contributions, and miscellaneous deduction.

### FRINGE BENEFITS

The Human Resources Division is responsible for monitoring a leave program (Human Resources Desktop) for approximately 1,500 leave-earning UJS employees. Because leave represents a potential debt of the UJS, the Human Resources Division audits leave accounts annually. In fiscal year 2018, the Unified Judicial System's total leave liability exceeded \$833,822.40 and separation costs exceeded \$826,415.35.

### TESTING AND RECRUITMENT

For fiscal year 2018, approximately 308 applicants took the written court specialist examinations that were given in the State of Alabama. In addition to maintaining the open and promotional court specialist registers, the division issued numerous special job announcements for positions at the AOC, the trial courts, the appellate courts, and the State Law Library. Approximately 800 total applications were received from these announcements.

### EQUAL EMPLOYMENT OPPORTUNITY

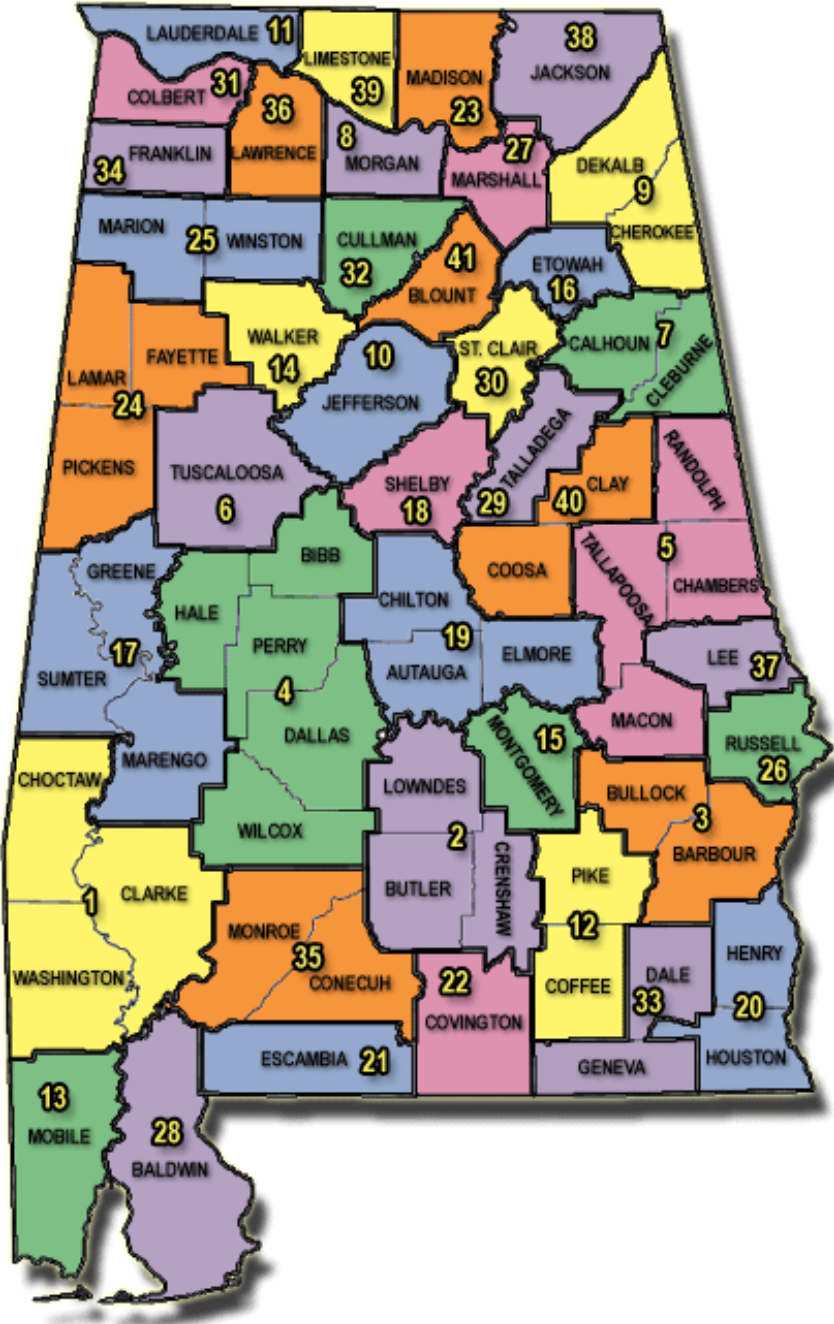
As of December 2018, there were 437 minorities employed in the UJS. This included 62 elected officials. Minorities comprised 24.58 percent of the total Unified Judicial System work force. The Human Resources Director is also the EEOC Officer for the UJS.

## LEGAL DIVISION

The Legal Division assists the Chief Justice, the Administrative Director of Courts, Alabama's circuit and district judges, circuit clerks and AOC's division directors in resolving legal issues that arise in the performance of their respective duties, and in the daily operation and administration of the United Judicial System. The Division provides court officials and court staff with updates on changes to statutory and case law, rules of court and court procedural manuals. In addition, the Legal Division oversees the development and implementation of electronic forms and filing procedures, manages the court interpreter certification programs, assists in resolving case and jury management issues, and ensures the expeditious release of public information. Legal Division staff attorneys routinely serve as Judicial College faculty members, providing needed instruction at periodic training sessions and conferences. Upon request, staff attorneys conduct legal research and discuss legal issues with judges and other court officials.

In addition, the legislative function is staffed by the Legal Division to provide a liaison between court and legislative officials on court-related matters.

# JUDICIAL CIRCUITS OF ALABAMA





*The Autauga County Courthouse was built in 1906, replacing the 1870 Italianate courthouse still standing today in downtown Prattville. The current courthouse was built in the modified Richardsonian Romanesque style. The courthouse was remodeled and an addition was built in 1962.*

There were 1,277 cases filed in Autauga Circuit Court in fiscal year 2018. Of those, 31% were criminal cases, 31% were civil cases, and 38% were domestic or juvenile cases. The Circuit Court disposed of 1,263 cases during the fiscal year.

During fiscal year 2018, 7,253 cases were filed in Autauga District Court. Of those, 16% were criminal cases, 47% were traffic cases, 18% were small claims cases, 4% were other civil cases, 9% were juvenile cases, and 6% were child support cases. The District Court disposed of 6,761 cases during the fiscal year.



**Judicial Circuit:** 19th

**Circuit Judges:**

Sibley G. Reynolds (Presiding)  
Ben A. Fuller  
Billy W. Lewis

**District Judge:**

Joy P. Booth

**Circuit Clerk:**

Debra R. Hill

**Address:**

Autauga County Courthouse  
Post Office Box 681450  
134 North Court Street  
Prattville, Alabama 36068

**Telephone:**

(334) 358-6801

**Population:**

54,571

# BALDWIN COUNTY



*The Baldwin County Courthouse was designed in the Richardsonian Romanesque style by noted architect Frank Lockwood and built in 1901 after an election to move the courthouse from Daphne to Bay Minette. The courthouse stood vacant until 1905 when Bay Minette citizens physically removed all county records from the Daphne courthouse during the darkness of night in one of the most heated controversies of courthouse removal in Alabama history. The courthouse was remodeled and expanded in 1955. It was altered and remodeled again in 1988.*

**Judicial Circuit:** 28th

**Circuit Judges:**

Carmen E. Bosch (Presiding)  
Jody W. Bishop  
Charles J. Norton  
Scott P. Taylor  
Joseph Stankoski

**District Judges:**

Michelle M. Thomason  
William E. Scully

**Circuit Clerk:**

Jody Wise Campbell

**Address:**

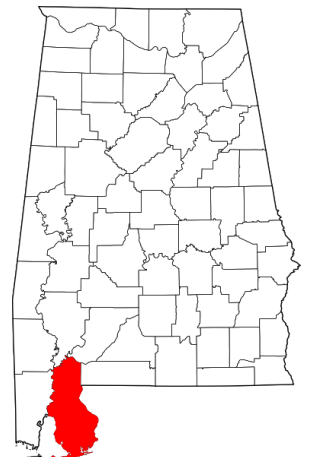
Baldwin County Courthouse  
312 Courthouse Square  
Bay Minette, Alabama 36507

**Telephone:** (251) 937-0280

**Population:** 182,265

There were 11,230 cases filed in Baldwin Circuit Court in fiscal year 2018. Of those, 44% were criminal cases, 15% percent were civil cases, 20% were domestic cases, 17% were juvenile cases, and 4% were child support cases. The Circuit Court disposed of 11,049 cases during the fiscal year.

During fiscal year 2018, 21,103 cases were filed in Baldwin District Court. Of those, 33% were criminal cases, 45% were traffic cases, 16% were small claims, and 6% percent were other civil cases. The District Court disposed of 21,073 cases during the fiscal year.





# BARBOUR COUNTY

*Barbour County has two courthouses — one in Clayton (pictured) and one in Eufaula. The courthouse in Clayton was constructed in 1961 for \$414, 030 and designed by Carl Herbert Lancaster, Jr., of Montgomery. It replaced an antebellum Greek revival courthouse.*

*The Eufaula courthouse was constructed in 1924 as a courthouse and city hall. It was renovated and expanded in 1986 and is now used exclusively as a courthouse.*



**Judicial Circuit:** 3rd

**Circuit Judge:**  
L. Burt Smithart

**District Judge:**  
Jonathon M. Horne

**Circuit Clerk:**  
David S. Nix

**Address:**  
Barbour County Courthouse  
Post Office Box 219  
One Court Square  
Clayton, Alabama 36016

Barbour County Courthouse  
303 East Broad Street  
Eufaula, Alabama 36027

**Telephone:**  
(334) 775-8366 (Clayton)  
(334) 687-1500 (Eufaula)

**Population:**  
27,457

There were 669 cases filed in Barbour Circuit Court in fiscal year 2018. Of those, 40% were criminal cases, 27% were civil cases, and 33% percent were domestic cases. The Circuit Court disposed of 618 cases during the fiscal year.

During fiscal year 2018, 3,539 cases were filed in Barbour District Court. Of those, 28% percent were criminal cases, 30% percent were traffic cases, 20% percent were small claims, 3% were other civil cases, 6% were juvenile cases, and 13% were child support cases. The District Court disposed of 2,833 cases during the fiscal year.



# BIBB COUNTY



*The Bibb County Courthouse was constructed in 1902 at a cost of \$34,000 and was designed by William S. Hull, the architect who also designed the Choctaw County Courthouse. It is built in the Victorian Eclectic style with strong Romanesque influence.*

**Judicial Circuit:** 4th

**Circuit Judges:**

Marvin W. Wiggins (Presiding)  
Collins Pettaway, Jr.  
Donald L. McMillan

**District Judge:**

William D. Owings

**Circuit Clerk:**

Gayle S. Bearden

**Address:**

Bibb County Courthouse  
Post Office Box 185  
35 Courthouse Square, East  
Centreville, Alabama 35042

**Telephone:**

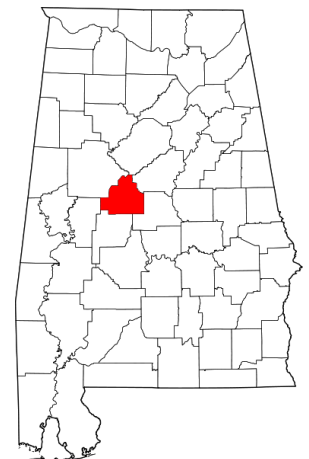
(205) 926-3103

**Population:**

22,915

There were 527 cases filed in Bibb Circuit Court in fiscal year 2018. Of those, 34% were criminal cases, 22% were civil cases, and 44% were domestic cases. The Circuit Court disposed of 516 cases during the fiscal year.

During fiscal year 2018, 4,473 cases were filed in Bibb District Court. Of those, 29% were criminal cases, 48% were traffic cases, 6% were small claims, 2% were other civil cases, 11% were juvenile cases, and 4% were child support cases. The District Court disposed of 4,364 cases during the fiscal year.



# BLOUNT COUNTY

*The Blount County Courthouse was constructed in 1955 at a cost of one million dollars. J. Martin Lide was its architect.*



**Judicial Circuit:** 41st

**Circuit Judge:**  
Steven D. King

**District Judge:**  
Sherry C. Burns

**Circuit Clerk:**  
Cindy C. Massey

**Address:**  
Blount County Courthouse  
220 Second Avenue, East  
Oneonta, Alabama 35121

**Telephone:**  
(205) 625-4153

**Population:**  
57,322

There were 1,417 cases filed in Blount Circuit Court in fiscal year 2018. Of those, 41% were criminal cases, 29% were civil cases, and 30% were domestic cases. The Circuit Court disposed of 1,495 cases during the fiscal year.

During fiscal year 2018, 5,789 cases were filed in Blount District Court. Of those, 25% were criminal cases, 45% were traffic cases, 15% were small claims, 2% were other civil cases, 10% were juvenile cases, and 3% were child support cases. The District Court disposed of 5,790 cases during the fiscal year.



# BULLOCK COUNTY



*The Bullock County Courthouse was constructed in 1872, six years after the formation of Bullock County. The courthouse was built in the Second Empire style and was patterned after an executive building in Washington, D.C. Construction costs totaled \$60,000. The courthouse underwent a multi-million dollar renovation in 1992.*

**Judicial Circuit:** 3rd

**Circuit Judge:**  
L. Burt Smithart

**District Judge:**  
Louis Cooper Rutland, Jr.

**Circuit Clerk:**  
Rashawn F. Harris

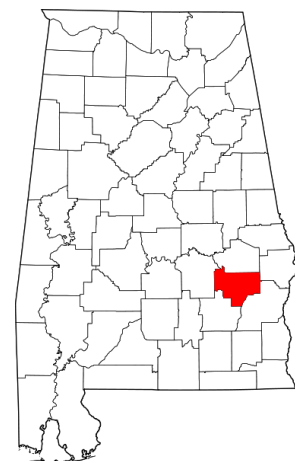
**Address:**  
Bullock County Courthouse  
Post Office Box 230  
217 North Prairie Street  
Union Springs, Alabama 36089

**Telephone:**  
(334) 738-2280

**Population:**  
10,914

There were 205 cases filed in Bullock Circuit Court in fiscal year 2018. Of those, 32% were criminal cases, 48% were civil cases, and 20% were domestic cases. The Circuit Court disposed of 201 cases during the fiscal year.

During fiscal year 2018, 1,564 cases were filed in Bullock District Court. Of those, 13% were criminal cases, 53% were traffic cases, 16% were small claims, 4% were other civil cases, 6% were juvenile cases, and 8% were child support cases. The District Court disposed of 1,354 cases during the fiscal year.



*Built in 1903, the Butler County Courthouse is of late Victorian architecture with eclectic features. Designed by B. B. Smith of Montgomery, construction costs totaled \$60,000. An addition with a modern stone façade was added to the front of the building in the 1950s.*



**Judicial Circuit:** 2nd

**Circuit Judge:**  
Terri Bozeman-Lovell

**District Judge:**  
James M. Russell, Jr.

**Circuit Clerk:**  
Mattie S. Gomillion

**Address:**  
Butler County Courthouse  
Post Office Box 236  
700 Court Square  
Greenville, Alabama 36037

**Telephone:**  
(334) 382-3521

**Population:**  
20,947

There were 873 cases filed in Butler Circuit Court in fiscal year 2018. Of those, 67% were criminal cases, 16% were civil cases, and 17% were domestic cases. The Circuit Court disposed of 840 cases during the fiscal year.

During fiscal year 2018, 5,040 cases were filed in Butler District Court. Of those, 23% were criminal cases, 55% were traffic cases, 14% were small claims, 2% were other civil cases, 3% were juvenile cases, and 3% were child support cases. The District Court disposed of 5,597 cases during the fiscal year.



# CALHOUN COUNTY



*The Calhoun County Courthouse is one of the earliest Neo-classical courthouses in Alabama. It was constructed 1900-1902 and designed by Atlanta architect James Wingfield Golucke, who designed twenty-seven courthouses in Georgia. The courthouse was gutted by fire in 1931 but was rebuilt without its four cupolas and with a clock tower instead of a dome. In recent years it has been extensively renovated and expanded.*

## **Judicial Circuit:** 7th

### **Circuit Judges:**

Brian P. Howell (Presiding)

Debra H. Jones

Peggy P. Lacher

Louie H. Turner

Shannon C. Page

### **District Judges:**

Christopher M. McIntyre

Donna E. Rogers

Thomas E. Wright

### **Circuit Clerk:**

Kim B. McCarson

### **Address:**

Calhoun County Courthouse

25 West 11th Street

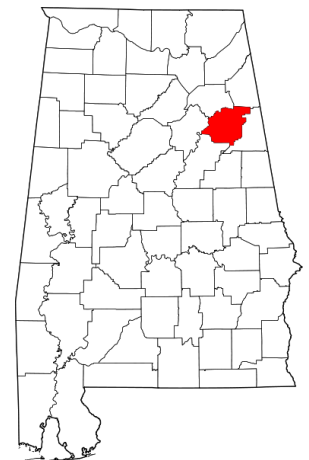
Anniston, Alabama 36201

**Telephone:** (256) 231-1750

**Population:** 118,572

There were 9,229 cases filed in Calhoun Circuit Court in fiscal year 2018. Of those, 52% were criminal cases, 8% were civil cases, 15% were domestic cases, 14% were juvenile cases, and 11% were child support cases. The Circuit Court disposed of 8,807 cases during the fiscal year.

During fiscal year 2018 17,795 cases were filed in Calhoun District Court. Of those, 36% were criminal cases, 43% were traffic cases, 16% were small claims, and 5% were other civil cases. The District Court disposed of 16,583 cases during the fiscal year.



*The Chambers County Courthouse was built in 1899. Designed by Atlanta architect James Wingfield Golucke, it is built in the Late Eclectic style, containing Victorian, Greek Revival, and Classical features. Construction costs totaled \$30,000. The dome contains the clock from the 1837 Chambers County Courthouse. An addition was added to the courthouse in 2002 which incorporated several buildings that were on the courthouse square. The courthouse is featured in the movie Mississippi Burning.*



**Judicial Circuit:** 5th

**Circuit Judges:**

Tom F. Young, Jr. (Presiding)  
Ray D. Martin  
Steven R. Perryman

**District Judge:**

M. Calvin Milford, Jr.

**Circuit Clerk:**

Lisa M. Burdette

**Address:**

Chambers County Courthouse  
Two Lafayette Street  
Lafayette, Alabama 36862

**Telephone:**

(334) 864-4348

**Population:**

34,215

There were 1,201 cases filed in Chambers Circuit Court in fiscal year 2018. Of those, 61% were criminal cases, 21% percent were civil cases, and 18% percent were domestic cases. The Circuit Court disposed of 1,070 cases during the fiscal year.

During fiscal year 2018, 7,924 cases were filed in Chambers District Court. Of those, 27% were criminal cases, 55% were traffic cases, 8% were small claims, 3% percent were other civil cases, 4% were juvenile cases, and 2% were child support cases. The District Court disposed of 8,210 cases during the fiscal year.



# CHEROKEE COUNTY



*The Cherokee County Courthouse was constructed in 1936 at a cost of \$80,000. The courthouse was designed by Gadsden, Alabama, architect Paul W. Hofferbert.*

**Judicial Circuit:** 9th

**Circuit Judges:**

Randall L. Cole (Presiding)  
Shaunathan C. Bell  
Jeremy S. Taylor

**District Judge:**

Wes Mobley

**Circuit Clerk:**

Dwayne Amos

**Address:**

Cherokee County Courthouse  
100 Main Street  
Centre, Alabama 35960

**Telephone:**

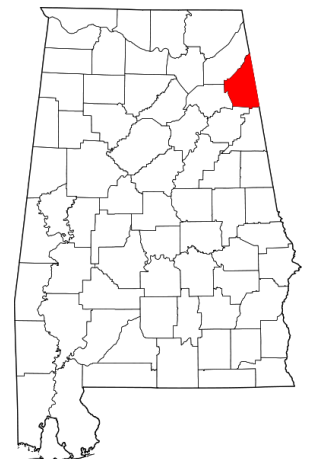
(256) 927-3637

**Population:**

25,989

There were 1,416 cases filed in Cherokee Circuit Court in fiscal year 2018. Of those, 66% were criminal cases, 11% were civil cases, and 23% were domestic cases. The Circuit Court disposed of 1,545 cases during the fiscal year.

During fiscal year 2018, 4,626 cases were filed in Cherokee District Court. Of those, 40% were criminal cases, 43% were traffic cases, 8% were small claims, 2% were other civil cases, 6% were juvenile cases, and 2% were child support cases. The District Court disposed of 4,669 cases during the fiscal year.





*The Chilton County Courthouse was built between 1960 and 1962. It was designed by Charles H. McCauley and Associates of Birmingham, and construction costs totaled over \$700,000.*



**Judicial Circuit:** 19th

**Circuit Judges:**

Sibley G. Reynolds (Presiding)

Ben A. Fuller

Billy W. Lewis

**District Judge:**

Christopher G. Speaks

**Circuit Clerk:**

Glenn D. McGriff

**Address:**

Chilton County Courthouse

Post Office Box 1946

500 Second Avenue North

Clanton, Alabama 35046

**Telephone:**

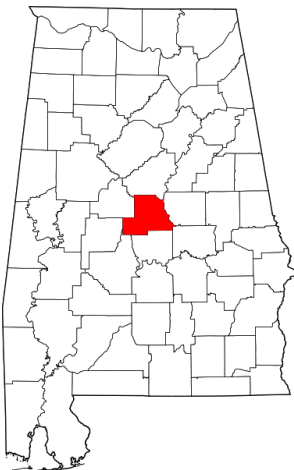
(205) 755-4275

**Population:**

43,643

There were 1,517 cases filed in Chilton Circuit Court in fiscal year 2018. Of those, 39% were criminal cases, 24% were civil cases, and 37% were domestic cases. The Circuit Court disposed of 1,402 cases during the fiscal year.

During fiscal year 2018, 8,376 cases were filed in Chilton District Court. Of those, 38% were criminal cases, 38% were traffic cases, 13% were small claims, 2% were other civil cases, 4% were juvenile cases, and 4% were child support cases. The District Court disposed of 7,854 cases during the fiscal year.



# CHOCTAW COUNTY



*The Choctaw County Courthouse was built in 1906 at a cost of \$28,477. It was designed by William S. Hull in the Neo-classical Revival style of architecture. Alterations and additions were made to the courthouse in 1956 and 1965.*

**Judicial Circuit:** 1st

**Circuit Judges:**

Gaines McCorquodale (Presiding)  
Charles R. Montgomery

**District Judge:**

Joe H. Thompson

**Circuit Clerk:**

Stephanie C. Cave

**Address:**

Choctaw County Courthouse  
Post Office Box 428  
117 South Mulberry Street  
Butler, Alabama 36904-0428

**Telephone:**

(205) 459-2155

**Population:**

13,859



There were 356 cases filed in Choctaw Circuit Court in fiscal year 2018. Of those, 39% were criminal cases, 32% were civil cases, and 28% were domestic cases. The Circuit Court disposed of 466 cases during the fiscal year.

During fiscal year 2018, 1,731 cases were filed in Choctaw District Court. Of those, 22% were criminal cases, 52% were traffic cases, 16% were small claims, 2% percent were other civil cases, 5% were juvenile cases, and 4% were child support cases. The District Court disposed of 1,761 cases during the fiscal year.



# CLARKE COUNTY

*The Clarke County Courthouse was constructed in 1954-1955. Charles H. McCauley of Birmingham was the architect.*



**Judicial Circuit:** 1st

**Circuit Judges:**

Gaines McCorquodale (Presiding)  
Charles R. Montgomery

**District Judge:**

James H. Morgan, Jr.

**Circuit Clerk:**

Julia S. Scruggs

**Address:**

Clarke County Courthouse  
117 Court Street  
Post Office Box 921  
Grove Hill, Alabama 36451

**Telephone:**

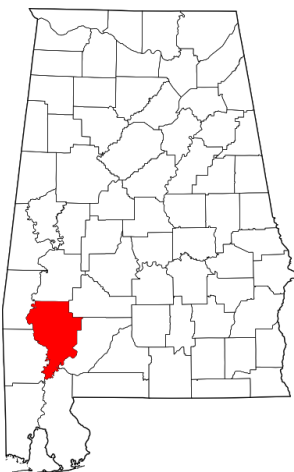
(251) 275-3363

**Population:**

25,833

There were 915 cases filed in Clarke Circuit Court in fiscal year 2018. Of those, 48% were criminal cases, 22% were civil cases, and 30% percent were domestic cases. The Circuit Court disposed of 875 cases during the fiscal year.

During fiscal year 2018, 3,294 cases were filed in Clarke District Court. Of those, 35% were criminal cases, 32% percent were traffic cases, 17% percent were small claims, 3% percent were other civil cases, 5% were juvenile cases, and 8% were child support cases. The District Court disposed of 3,232 cases during the fiscal year.



# CLAY COUNTY



*The Clay County Courthouse was built in 1906. The architect, Charles W. Carlton, designed it in the Neoclassical style. The Clay County Courthouse sits at the highest elevation of any courthouse in Alabama.*

**Judicial Circuit:** 40th

**Circuit Judge:**  
George C. Simpson

**District Judge:**  
James E. Malone

**Circuit Clerk:**  
Jonell H. Bishop

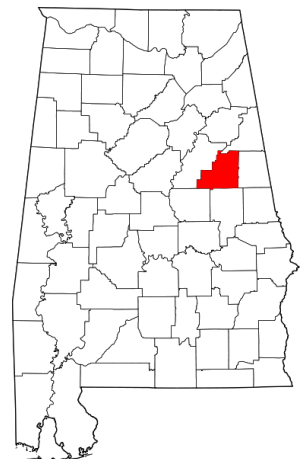
**Address:**  
Clay County Courthouse  
Post Office Box 816  
Court Square  
Ashland, Alabama 36251

**Telephone:**  
(256) 354-7926

**Population:**  
13,932

There were 564 cases filed in Clay Circuit Court in fiscal year 2018. Of those, 67% were criminal cases, 11% were civil cases, and 22% were domestic cases. The Circuit Court disposed of 471 cases during the fiscal year.

During fiscal year 2018, 1,486 cases were filed in Clay District Court. Of those, 37% were criminal cases, 28% were traffic cases, 17% were small claims, 3% were other civil cases, 7% were juvenile cases, and 8% were child support cases. The District Court disposed of 1,337 cases during the fiscal year.



# CLEBURNE COUNTY

*The Cleburne County Courthouse, built in the Neoclassical style, was erected in 1907. Charles W. Carlton was the architect. Two wings were added to the courthouse in 1938.*



**Judicial Circuit:** 7th

**Circuit Judges:**

Brian P. Howell (Presiding)  
Debra H. Jones  
Peggy P. Lacher  
Louie H. Turner  
Shannon C. Page

**District Judge:**

Melody Walker

**Circuit Clerk:**

Warren G. Sarrell III

**Address:**

Cleburne County Courthouse  
120 Vickery Street  
Heflin, Alabama 36264

**Telephone:**

(256) 463-2651

**Population:**

14,972

There were 962 cases filed in Cleburne Circuit Court in fiscal year 2018. Of those, 72% were criminal cases, 8% were civil cases, and 20% were domestic cases. The Circuit Court disposed of 890 cases during the fiscal year.

During fiscal year 2018, 7,715 cases were filed in Cleburne District Court. Of those, 18% were criminal cases, 76% were traffic cases, 3% were small claims, 1% were other civil cases, 2% were juvenile cases, and 1% were child support cases. The District Court disposed of 8,077 cases during the fiscal year.



# COFFEE COUNTY



*The Coffee County Courthouse (pictured) in Elba was constructed in 1903 in the Romanesque Revival style of architecture. The courthouse survived floods in 1929, 1990, 1994, and 1998.*

*In 1907 Coffee County was divided into two jurisdictional sections, with Elba serving the western portion of the county and Enterprise serving the eastern portion of the county. The current Coffee County Courthouse in Enterprise was constructed in 1998. The architect of this courthouse was Donofro & Associates of Dothan.*

**Judicial Circuit:** 12th

**Circuit Judges:**

Shannon R. Clark (Presiding)  
Thomas E. Head, III  
Jeffery W. Kelley

**District Judge:**

Christopher M. Kaminski

**Circuit Clerk:**

J. Mickey Counts

**Address:**

Coffee County Courthouse  
230 Court Avenue  
Elba, Alabama 36323

Coffee County Courthouse  
P. O. Box 311284  
104 North Edwards Street  
Enterprise, Alabama 36331

**Telephone:**

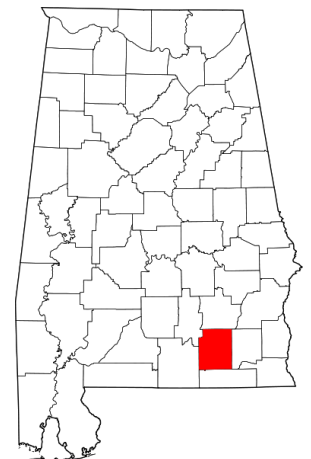
(334) 897-2954 (Elba)  
(334) 383-2750 (Enterprise)

**Population:**

49,948

There were 2,314 cases filed in Coffee Circuit Court in fiscal year 2018. Of those, 58% were criminal cases, 21% were civil cases, and 21% were domestic cases. The Circuit Court disposed of 2,241 cases during the fiscal year.

During fiscal year 2018 7,102 cases were filed in Coffee District Court. Of those, 19% were criminal cases, 44% were traffic cases, 25% were small claims, 4% were other civil cases, 5% were juvenile cases, and 4% were child support cases. The District Court disposed of 7,540 cases during the fiscal year.



*The Colbert County Courthouse was originally built in 1881 in the Italianate style of architecture. It included a turret with a four-sided clock. The courthouse burned in 1909 and was rebuilt within the original exterior walls in the Greek Revival style with an octagonal clock tower.*



**Judicial Circuit:** 31st

**Circuit Judges:**  
Harold V. Hughston, Jr. (Presiding)  
Jacqueline M. Hatcher

**District Judge:**  
Chadwick D. Coker

**Circuit Clerk:**  
Nancy L. Hearn

**Address:**  
Colbert County Courthouse  
Post Office Box 740370  
201 North Main Street  
Tuscumbia, Alabama 35674

**Telephone:**  
(256) 386-8512

**Population:**  
54,428

There were 1,722 cases filed in Colbert Circuit Court in fiscal year 2018. Of those, 38% were criminal cases, 25% were civil cases, and 36% were domestic cases. The Circuit Court disposed of 1,519 cases during the fiscal year.

During fiscal year 2018, 6,651 cases were filed in Colbert District Court. Of those, 11% were criminal cases, 44% were traffic cases, 23% were small claims, 4% were other civil cases, 13% were juvenile cases, and 5% were child support cases. The District Court disposed of 6,781 cases during the fiscal year.



# CONECUH COUNTY



*The Conecuh County Courthouse, completed in 2007, is one of Alabama's newest courthouses. Built at a cost of \$6.5 million, the current courthouse replaced the 1901 Victorian courthouse which occupied the same site. The previous courthouse had fallen into disrepair.*

**Judicial Circuit:** 35th

**Circuit Judge:**

Jack B. Weaver

**District Judge:**

Jeffrey T. Brock

**Circuit Clerk:**

David F. Jackson

**Address:**

Conecuh County Courthouse  
111 Court Street  
Evergreen, Alabama 36401

**Telephone:**

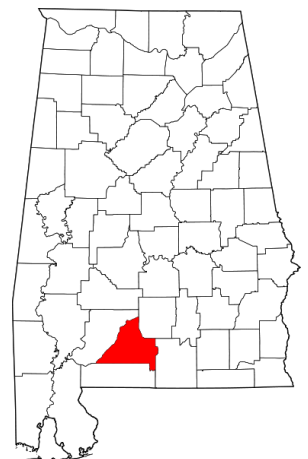
(251) 578-2066

**Population:**

13,228

There were 317 cases filed in Conecuh Circuit Court in fiscal year 2018. Of those, 44% were criminal cases, 29% were civil cases, and 27% were domestic cases. The Circuit Court disposed of 323 cases during the fiscal year.

During fiscal year 2018, 3,041 cases were filed in Conecuh District Court. Of those, 10% were criminal cases, 67% were traffic cases, 9% were small claims, 1% were other civil cases, 5% were juvenile cases, and 8% were child support cases. The District Court disposed of 3,108 cases during the fiscal year.





*Built in 1858 by Patrick Coniff of Wetumpka, the Coosa County Courthouse was constructed in the Second Empire style of architecture. Construction costs totaled \$10,434.35. It was renovated and enlarged in 1906. A fire in 1925 destroyed the roof and cupolas on the front towers. The courthouse was renovated in 1970. During this renovation the current brick veneer was added to the building.*



**Judicial Circuit:** 40th

**Circuit Judge:**  
George C. Simpson

**District Judge:**  
Carlton L. Teel

**Circuit Clerk:**  
Jeffrey A. Wood

**Address:**  
Coosa County Courthouse  
Post Office Box 98  
One Main Street  
Rockford, Alabama 35136

**Telephone:**  
(256) 377-4988

**Population:**  
11,539

There were 426 cases filed in Coosa Circuit Court in fiscal year 2018. Of those, 77% were criminal cases, 12% were civil cases, and 11% were domestic cases. The Circuit Court disposed of 467 cases during the fiscal year.

During fiscal year 2018, 2,284 cases were filed in Coosa District Court. Of those, 23% were criminal cases, 63% were traffic cases, 6% were small claims, 1% were other civil cases, 4% were juvenile cases, and 2% were child support cases. The District Court disposed of 2,350 cases during the fiscal year.



# COVINGTON COUNTY



*The Covington County Courthouse was completed in 1918. Built in the Neoclassical Revival style, it was designed by noted Montgomery architect Frank Lockwood. Construction costs totaled \$150,000. The building was enlarged in 1970.*

**Judicial Circuit:** 22nd

**Circuit Judges:**

Charles A. Short (Presiding)  
Benjamin M. Bowden

**District Judge:**

Julie S. Moody

**Circuit Clerk:**

Amy W. Jones

**Address:**

Covington County Courthouse  
One North Court Square  
Andalusia, Alabama 36420

**Telephone:**

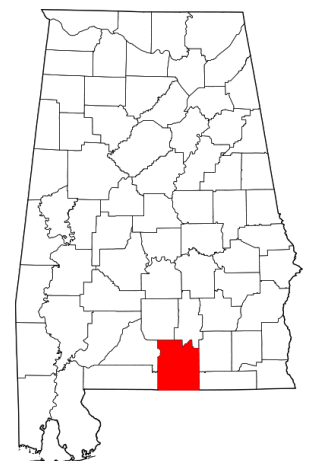
(334) 428-2520

**Population:**

37,765

There were 1,890 cases filed in Covington Circuit Court in fiscal year 2018. Of those, 60% were criminal cases, 11% were civil cases, and 29% were domestic cases. The Circuit Court disposed of 1,815 cases during the fiscal year.

During fiscal year 2018 6,170 cases were filed in Covington District Court. Of those, 36% were criminal cases, 38% were traffic cases, 14% were small claims, 3% were other civil cases, 5% were juvenile cases, and 4% were child support cases. The District Court disposed of 6,062 cases during the fiscal year.



*The Crenshaw County Courthouse was constructed in 1955 at a cost of \$362,000. Built of modern design, the architect was Carl Herbert Lancaster, Jr., of Montgomery. It is faced with Alabama limestone.*



**Judicial Circuit:** 2nd

**Circuit Judge:**  
Terri Bozeman-Lovell

**District Judge:**  
Thomas E. Sport

**Circuit Clerk:**  
O. Jeannie Gibson

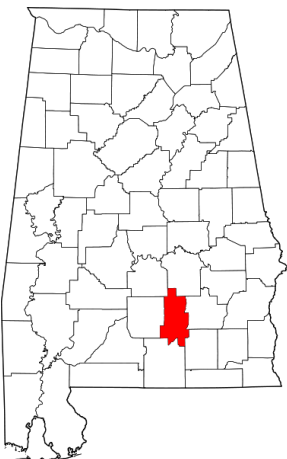
**Address:**  
Crenshaw County Courthouse  
Post Office Box 167  
Luverne, Alabama 36049

**Telephone:**  
(334) 335-6577

**Population:**  
13,906

There were 506 cases filed in Crenshaw Circuit Court in fiscal year 2018. Of those, 48% were criminal cases, 20% were civil cases, 31% were domestic cases, and less than 1% were juvenile case. The Circuit Court disposed of 412 cases during the fiscal year.

During fiscal year 2018 3,356 cases were filed in Crenshaw District Court. Of those, 22% were criminal cases, 59% were traffic cases, 10% were small claims, 2% were other civil cases, 5% were juvenile cases, and 2% were child support cases. The District Court disposed of 3,152 cases during the fiscal year.



# CULLMAN COUNTY



*The Cullman County Courthouse was constructed in 1964. The architect was Martin J. Lide of Birmingham. At the dedication in 1964, then newly elected probate judge (and later Alabama governor), Guy Hunt gave the invocation. On April 27, 2011, the Cullman County Courthouse received extensive damage from an EF-4 tornado.*

**Judicial Circuit:** 32nd

**Circuit Judges:**

Greg A. Nicholas (Presiding)  
Martha E. Williams

**District Judges:**

Kim J. Chaney  
Wells R. Turner, III

**Circuit Clerk:**

Lisa L. McSwain

**Address:**

Cullman County Courthouse  
500 Second Avenue, SW  
Cullman, Alabama 35055

**Telephone:**

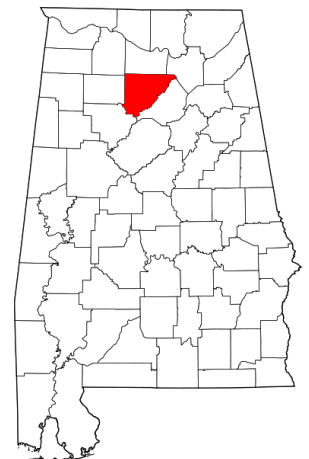
(256) 775-4770

**Population:**

80,406

There were 2,768 cases filed in Cullman Circuit Court in fiscal year 2018. Of those, 41% were criminal cases, 18% were civil cases, and 41% were domestic cases. The Circuit Court disposed of 2,568 cases during the fiscal year.

During fiscal year 2018 11,303 cases were filed in Cullman District Court. Of those, 35% were criminal cases, 38% were traffic cases, 14% were small claims, 3% were other civil cases, 7% were juvenile cases, and 3% were child support cases. The District Court disposed of 10,293 cases during the fiscal year.



# DALE COUNTY

*The Dale County Courthouse was built in 1968 by the Madison Construction Company. The county is named for famed soldier and frontiersman Samuel Dale.*



**Judicial Circuit:** 33rd

**Circuit Judges:**

William H. Filmore (Presiding)  
Kimberly A. Clark

**District Judges:**

William S. Garner, Jr.  
Stuart K. Smith

**Circuit Clerk:**

Delores P. Woodham

**Address:**

Dale County Courthouse  
Post Office Box 1350  
Ozark, Alabama 36361

**Telephone:**

(334) 774-5003

**Population:**

50,251

There were 1,741 cases filed in Dale Circuit Court in fiscal year 2018. Of those, 51% were criminal cases, 15% were civil cases, and 34% were domestic cases. The Circuit Court disposed of 1,689 cases during the fiscal year.

During fiscal year 2018 6,509 cases were filed in Dale District Court. Of those, 16% were criminal cases, 43% were traffic cases, 25% were small claims, 4% were other civil cases, 7% were juvenile cases, and 5% were child support cases. The District Court disposed of 7,019 cases during the fiscal year.



# DALLAS COUNTY



*The Dallas County Courthouse was completed in 1960 and replaced the 1902 Richardsonian Romanesque courthouse which was severely damaged when the central clock tower collapsed into the main courtroom on July 7, 1957. An annex to the courthouse was built in 1979.*

**Judicial Circuit:** 4th

**Circuit Judges:**

Marvin W. Wiggins (Presiding)  
Collins Pettaway, Jr.  
Donald L. McMillan

**District Judge:**

Robert E. Armstrong, III

**Circuit Clerk:**

Cheryl Strong Ratcliff

**Address:**

Dallas County Courthouse  
Post Office Box 1148  
105 Lauderdale Street  
Selma, Alabama 36702

**Telephone:**

(334) 874-2523

**Population:**

43,820

There were 951 cases filed in Dallas Circuit Court in fiscal year 2018. Of those, 37% were criminal cases, 36% were civil cases, and 27% were domestic cases. The Circuit Court disposed of 733 cases during the fiscal year.

During fiscal year 2018 6,239 cases were filed in Dallas District Court. Of those, 23% were criminal cases, 45% were traffic cases, 16% were small claims, 3% were other civil cases, 6% were juvenile cases, and 7% were child support cases. The District Court disposed of 5,337 cases during the fiscal year.



*The DeKalb County Courthouse was constructed in 1950. Sherlock, Smith, & Adams served as its architect. Originally constructed with four floors, a fifth floor was added during renovations made from 1973—1975. In 2000, additional renovations were made giving the building its current appearance.*



**Judicial Circuit:** 9th

**Circuit Judges:**  
Randall L. Cole (Presiding)  
Shaunathan C. Bell  
Jeremy S. Taylor

**District Judge:**  
Steven L. Whitmire, II

**Circuit Clerk:**  
Palma B. Simpson

**Address:**  
DeKalb County Courthouse  
Post Office Box 681149  
300 Grand Avenue, South  
Fort Payne, Alabama 35968

**Telephone:**  
(256) 845-8525

**Population:**  
71,109

There were 1,908 cases filed in DeKalb Circuit Court in fiscal year 2018. Of those, 43% were criminal cases, 21% were civil cases, 35% were domestic cases, and less than 1% were juvenile cases. The Circuit Court disposed of 2,129 cases during the fiscal year.

During fiscal year 2018 9,606 cases were filed in DeKalb District Court. Of those, 37% were criminal cases, 36% were traffic cases, 15% were small claims, 2% were other civil cases, 7% were juvenile cases, and 3% were child support cases. The District Court disposed of 9,123 cases during the fiscal year.



# ELMORE COUNTY



*Constructed in 1995 in a modified classical revival design, the Elmore County Judicial Center houses all trial court operations for Elmore County. The probate judge and other county administrative officials are still housed in the Elmore County Courthouse located in downtown Wetumpka. The old Elmore County Courthouse was featured in the movie Big Fish.*

**Judicial Circuit:** 19th

**Circuit Judges:**

Sibley G. Reynolds (Presiding)  
Ben A. Fuller  
Billy W. Lewis, Jr.

**District Judges:**

James Glenn Goggans  
Patrick D. Pinkston

**Circuit Clerk:**

Brian L. Justiss

**Address:**

Elmore County Judicial Center  
Post Office Box 310  
8935 Highway 231 North  
Wetumpka, Alabama 36092

**Telephone:**

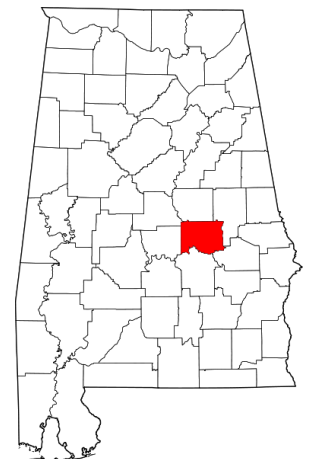
(334) 514-3129

**Population:**

79,303

There were 2,060 cases filed in Elmore Circuit Court in fiscal year 2018. Of those, 40% were criminal cases, 29% were civil cases, 31% were domestic cases, and less than 1% were juvenile cases. The Circuit Court disposed of 2,150 cases during the fiscal year.

During fiscal year 2018 9,506 cases were filed in Elmore District Court. Of those, 28% were criminal cases, 41% were traffic cases, 16% were small claims, 4% were other civil cases, 7% were juvenile cases, and 5% were child support cases. The District Court disposed of 9,132 cases during the fiscal year.





*Construction began on the Escambia County Courthouse in 1959 and was completed in 1960. The architect was Charles H. McCauley of Birmingham, and it was built by Bear Brothers Construction Company of Montgomery. Construction costs totaled \$613,000.*



**Judicial Circuit:** 21st

**Circuit Judges:**

Bert W. Rice (Presiding)  
J. David Jordan

**District Judge:**

Jeffrey White

**Circuit Clerk:**

John R. Fountain

**Address:**

Escambia County Courthouse  
318 Bellville Avenue  
Post Office Box 856  
Brewton, Alabama 36427

**Telephone:**

(251) 867-0225

**Population:**

38,319

There were 1,750 cases filed in Escambia Circuit Court in fiscal year 2018. Of those, 66% were criminal cases, 13% were civil cases, and 21% were domestic cases. The Circuit Court disposed of 1,664 cases during the fiscal year.

During fiscal year 2018 8,314 cases were filed in Escambia District Court. Of those, 30% were criminal cases, 50% were traffic cases, 7% were small claims, 2% were other civil cases, 7% were juvenile cases, and 4% were child support cases. The District Court disposed of 8,068 cases during the fiscal year.



# ETOWAH COUNTY



*The Etowah County Courthouse was constructed in 1950. Built at a cost of \$1 million, J. Martin Lide was the architect of the courthouse. In May 1999, the cornerstone was laid for a \$8 million new Etowah County Judicial Center adjacent to the detention center. This modern building was designed by Mike Rutland of 2WR/Architects of Montgomery. At the same time, Etowah County completed a \$7 million renovation of the 1950 courthouse. McElrath & Oliver of Gadsden were the architects for the renovations to the courthouse.*

**Judicial Circuit:** 16th

**Circuit Judges:**

David A. Kimberley (Presiding)  
William B. Ogletree  
William H. Rhea, III  
George C. Day, Jr.

**District Judges:**

Willis H. Clay  
Joe F. Nabors

**Circuit Clerk:**

Cassandra C. Johnson

**Address:**

Etowah County Judicial Center  
801 Forrest Avenue  
Gadsden, Alabama 35901

**Telephone:**

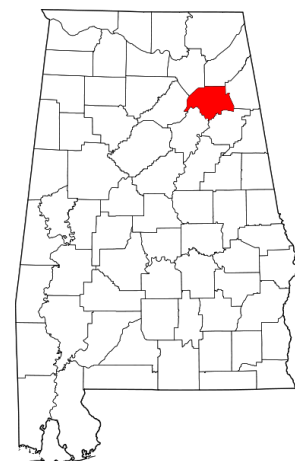
(256) 549-2181

**Population:**

104,430

There were 5,224 cases filed in Etowah Circuit Court in fiscal year 2018. Of those, 5% were criminal cases, 23% were civil cases, 25% were domestic cases, and less than 1% were juvenile cases. The Circuit Court disposed of 4,998 cases during the fiscal year.

During fiscal year 2018 15,105 cases were filed in Etowah District Court. 31% were criminal cases, 35% were traffic cases, 19% were small claims, 6% were other civil cases, 6% were juvenile cases, and 3% were child support cases. The District Court disposed of 15,466 cases during the fiscal year.



*The neo-classical revival Fayette County Courthouse was built in 1912. Construction costs totaled \$58,347.21. A \$2.6 million restoration of the courthouse was completed in 2001.*



**Judicial Circuit:** 24th

**Circuit Judge:**  
Sam Junkin

**District Judge:**  
Jerry L. Clary

**Circuit Clerk:**  
Samantha W. Howard

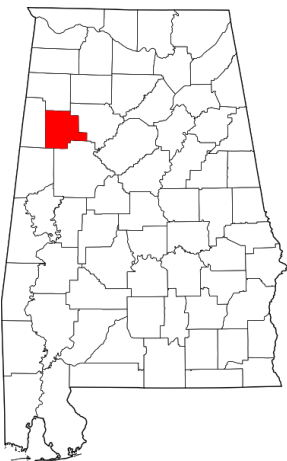
**Address:**  
Fayette County Courthouse  
Post Office Box 906  
113 North Temple Avenue  
Fayette, Alabama 35555

**Telephone:**  
(205) 932-4617

**Population:**  
17,241

There were 914 cases filed in Fayette Circuit Court in fiscal year 2018. Of those, 68% were criminal cases, 10% were civil cases, and 22% percent were domestic cases. The Circuit Court disposed of 931 cases during the fiscal year.

During fiscal year 2018 2,825 cases were filed in Fayette District Court. Of those, 40% were criminal cases, 35% were traffic cases, 11% were small claims, 2% were other civil cases, 6% were juvenile cases, and 6% were child support cases. The District Court disposed of 2,979 cases during the fiscal year.



# FRANKLIN COUNTY



*The Franklin County Courthouse was built in 1954-1955 at a cost of \$460,000. Johnston & Jones of Starkville, Mississippi, were the architects. The limestone used in the construction of the courthouse is from Franklin County.*

**Judicial Circuit:** 34th

**Circuit Judge:**

Terry L. Dempsey

**District Judge:**

Paula B. McDowell

**Circuit Clerk:**

Anita Morgan Scott

**Address:**

Franklin County Courthouse  
Post Office Box 160  
410 North Jackson Street  
Russellville, Alabama 35653

**Telephone:**

(256) 332-8861

**Population:**

31,704

There were 1,156 cases filed in Franklin Circuit Court in fiscal year 2018. Of those, 48% were criminal cases, 29% were civil cases and 23% were domestic cases. The Circuit Court disposed of 1,210 cases during the fiscal year.

During fiscal year 2018 4,724 cases were filed in Franklin District Court. Of those, 32% were criminal cases, 42% were traffic cases, 13% were small claims, 3% were other civil cases, 7% were juvenile cases, and 3% were child support cases. The District Court disposed of 4,779 cases during the fiscal year.

*Opened in 1965, the Geneva County Courthouse was paid for by a 20 year increase in ad valorem taxes which was passed by Geneva County residents in 1962. Construction costs totaled \$600,000. Sherlock, Smith, & Adams, Inc., were the architects.*



**Judicial Circuit:** 33rd

**Circuit Judges:**

William H. Filmore (Presiding)  
Kimberly A. Clark

**District Judge:**

Stephen G. Smith

**Circuit Clerk:**

V. Gale Laye

**Address:**

Geneva County Courthouse  
Post Office Box 86  
200 North Commerce Street  
Geneva, Alabama 36340

**Telephone:**

(334) 684-5620

**Population:**

26,790

There were 937 cases filed in Geneva Circuit Court in fiscal year 2018. Of those, 48% were criminal cases, 14% were civil cases, 38% were domestic cases, and less than 1% were juvenile cases. The Circuit Court disposed of 952 cases during the fiscal year.

During fiscal year 2018 4,515 cases were filed in Geneva District Court. 25% were criminal cases, 52% were traffic cases, 9% were small claims, 3% were other civil cases, 7% were juvenile cases, and 4% were child support cases. The District Court disposed of 4,997 cases during the fiscal year.

# GREENE COUNTY



*The William McKinley Branch Courthouse was constructed in 1993 by Campbell & Associates of Tuscaloosa at a cost of \$1.2 million. It is named for William McKinley Branch, the first African-American probate judge of Greene County. Upon his election in 1970, Branch also became the first African-American probate judge in the Deep South since Reconstruction.*

**Judicial Circuit:** 17th

**Circuit Judge:**

Eddie Hardaway, Jr.

**District Judge:**

Lillie Jones-Osborne

**Circuit Clerk:**

Mattie D. Atkins

**Address:**

William M. Branch Courthouse  
Post Office Box 307  
400 Morrow Avenue  
Eutaw, Alabama 35462

**Telephone:**

(205) 372-3598

**Population:**

9,045

There were 224 cases filed in Greene Circuit Court in fiscal year 2018. Of those, 40% were criminal cases, 50% were civil cases, and 10% were domestic cases. The Circuit Court disposed of 179 cases during the fiscal year.

During fiscal year 2018 1,912 cases were filed in Greene District Court. Of those, 20% were criminal cases, 62% were traffic cases, 8% were small claims, 2% were other civil cases, 4% were juvenile cases, and 4% were child support cases. The District Court disposed of 1,993 cases during the fiscal year.

The Hale County Courthouse was constructed in 1908 at a cost of \$44,676.19. It replaced the first courthouse which was originally built as the sanctuary of the Salem Baptist Church. In 1935, a fire destroyed the top floor of the courthouse. The building was restored, and a new clock tower was built. The clock tower contains the bell from the main building of Southern University which was located in Greensboro from 1856 until 1918.



**Judicial Circuit:** 4th

**Circuit Judges:**  
Marvin W. Wiggins (Presiding)  
Collins Pettaway, Jr.  
Donald L. McMillan

**District Judge:**  
Timothy A. Evans

**Circuit Clerk:**  
Catrinna A. Long-Perry

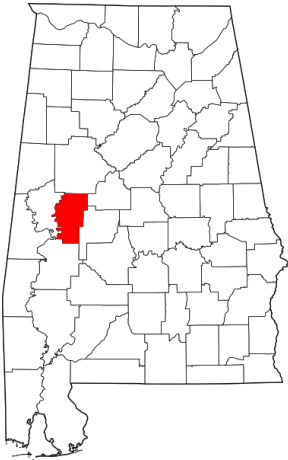
**Address:**  
Hale County Courthouse  
Post Office Drawer 99  
1001 Main Street  
Greensboro, Alabama 36744

**Telephone:**  
(334) 684-4334

**Population:**  
26,790

There were 277 cases filed in Hale Circuit Court in fiscal year 2018. Of those, 25% were criminal cases, 43% were civil cases, and 31% were domestic cases. The Circuit Court disposed of 261 cases during the fiscal year.

During fiscal year 2018 3,521 cases were filed in Hale District Court. Of those, 16% were criminal cases, 65% were traffic cases, 10% were small claims, 1% were other civil cases, and 4% were juvenile cases, and 4% were child support cases. The District Court disposed of 3,521 cases during the fiscal year.



# HENRY COUNTY



*The Henry County Courthouse was constructed in 1966 at a cost of \$504,332. The architectural firm of Epps and Davis designed the courthouse, and it was constructed by Jones and Hardy. The Courthouse is surrounded by a colonnade of 48 flared columns.*

**Judicial Circuit:** 20th

**Circuit Judges:**

Jimmy K. Moulton (Presiding)  
Larry K. Anderson  
Henry “Butch” Binford  
Jack Michael Conaway  
Raymond T. Derrick (appointed 3/2/18)

**District Judge:**

James D. Peterson

**Circuit Clerk:**

Shirlene B. Vickers

**Address:**

Henry County Courthouse  
101 West Court Square  
Abbeville, Alabama 36310

**Telephone:**

(334) 585-2753

**Population:**

17,302

There were 520 cases filed in Henry Circuit Court in fiscal year 2018. Of those, 58% were criminal cases, 15% were civil cases, and 27% were domestic cases. The Circuit Court disposed of 653 cases during the fiscal year.

During fiscal year 2018 4,369 cases were filed in Henry District Court. 22% were criminal cases, 61% were traffic cases, 10% were small claims, 1% were other civil cases, and 4% were juvenile cases, and 2% were child support cases. The District Court disposed of 4,752 cases during the fiscal year.





*Construction began on the Houston County Courthouse in 1960 and was completed in April 1962. The architect was Joseph L. Donfro & Associates of Dothan. Construction costs totaled \$850,000. In 2002, the building was extensively remodeled.*



**Judicial Circuit:** 20th

**Circuit Judges:**

Jimmy K. Moulton (Presiding)  
Larry K. Anderson  
Henry “Butch” Binford  
Jack Michael Conaway  
Raymond T. Derrick (appointed 3/2/18)

**District Judges:**

Lori C. Ingram  
Benjamin H. Lewis

**Circuit Clerk:**

Carla H. Woodall

**Address:**

Houston County Courthouse  
Post Office Drawer 6406  
114 North Oates Street  
Dothan, Alabama 36302

**Telephone:**

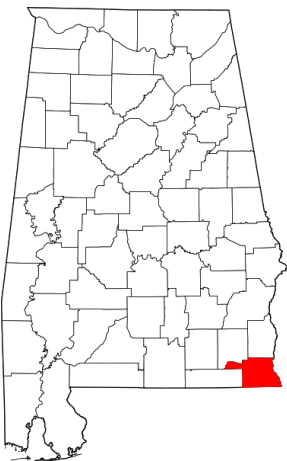
(334) 677-4858

**Population:**

101,547

There were 9,125 cases filed in Houston Circuit Court in fiscal year 2018. Of those, 62% were criminal cases, 10% were civil cases, 12% were domestic cases, 9% were juvenile cases, and 7% were child support cases. The Circuit Court disposed of 8,361 cases during the fiscal year.

During fiscal year 2018 15,729 cases were filed in Houston District Court. Of those, 31% were criminal cases, 35% were traffic cases, 29% were small claims, and 6% were other civil cases. The District Court disposed of 14,983 cases during the fiscal year.



# JACKSON COUNTY



*The neo-classical Jackson County Courthouse was constructed in 1911-1912. It was designed by noted architect Richard H. Hunt. Additions were made to the courthouse in 1954 and 1968. In April 1931, the courthouse was the scene for the first of the Scottsboro Boys trials.*

**Judicial Circuit:** 38th

**Circuit Judges:**

Jenifer C. Holt (Presiding)  
John H. Graham

**District Judge:**

Robert D. Word III

**Circuit Clerk:**

Donna J. Barksdale

**Address:**

Jackson County Courthouse  
Post Office Box 397  
102 East Laurel Street  
Scottsboro, Alabama 35768

**Telephone:**

(256) 574-9320

**Population:**

53,227

There were 3,673 cases filed in Jackson Circuit Court in fiscal year 2018. Of those, 74% were criminal cases, 9% were civil cases, 17% were domestic cases, and none were juvenile cases. The Circuit Court disposed of 3,322 cases during the fiscal year.

During fiscal year 2018 8,324 cases were filed in Jackson District Court. Of those, 44% were criminal cases, 31% were traffic cases, 14% were small claims, 2% were other civil cases, 5% were juvenile cases, and 3% were child support cases. The District Court disposed of 8,386 cases during the fiscal year.



# JEFFERSON COUNTY (BIRMINGHAM DIVISION)

*The Jefferson County Courthouse was constructed in 1931 at a cost of \$3 million. The Chicago architectural firm of Holabird & Root, with the collaboration of Birmingham architect Harry Wheelock, designed the streamlined Art Deco building. An annex was added to the north of the building in 1962. A restoration and refitting of the courthouse was completed in 2002. Two large murals depicting the “Old South” and “New South” adorn the walls of the entrance lobby.*



**Judicial Circuit:** 10th

**Circuit Judges:**

Joseph L. Boohaker (Presiding)  
Patrick J. Ballard  
Donald E. Blankenship  
Raymond P. Chambliss  
J. William “Bill” Cole  
Elisabeth A. French  
Michael G. Graffeo  
James F. Hughey  
Clyde E. Jones  
Laura Petro  
Teresa T. Pulliam  
Carole C. Smitherman  
Patricia A. Stephens  
Tracie A. Todd  
Robert S. Vance, Jr.  
Virginia A. Vinson  
Stephen C. Wallace  
Nakita R. Blockton  
Agnes J Chappell  
Brendette Brown Green  
Tamara H. Johnson  
Javan J. Patton  
Michael Streety

**District Judges:**

John E. Amari  
Robert P. “Bobby” Bynon, Jr.  
Shera C. Grant  
David N. Lichtenstein  
Shanta’ C. Owens  
Katrina Ross  
William Alan Summers, Jr.  
William A. Bell, Jr.

**Circuit Clerk:**

Anne Marie Adams

**Address:**

Jefferson County Courthouse  
716 Richard Arrington Jr. Blvd. N.  
Birmingham, Alabama 35203

**Telephone:**

(205) 325-5360

**Population:** 658,466

There were 20,035 cases filed in Jefferson Circuit Court, Birmingham Division, in fiscal year 2018. 25% were criminal cases, 28% were civil cases, 21% were domestic cases, 14% were juvenile cases, and 12% were child support cases. The Circuit Court disposed of 21,335 cases during the fiscal year.

During fiscal year 2018 51,332 cases were filed in Jefferson District Court, Birmingham Division. Of those, 27% were criminal cases, 40% were traffic cases, 20% were small claims, and 13% were other civil cases. The District Court disposed of 47,903 cases during the fiscal year.

# JEFFERSON COUNTY (BESSEMER DIVISION)



*The Jefferson County Bessemer Justice Center is Alabama's newest courthouse. Construction was completed in October 2009, and the Justice Center opened in June 2010. Built at a cost of \$38 million, the building was designed by Giattina Aycock Architecture Studio of Birmingham.*

**Judicial Circuit:** 10th

**Circuit Judges:**

David O. Carpenter  
David J. Hobdy, Jr.  
Annetta H. Verin  
Reginald L. Jeter

**District Judges:**

Lorraine W. Pringle  
Jill Ganus  
Debra B. Winston

**Circuit Clerk:**

Karen Dunn Burks

**Address:**

Jefferson County Bessemer Justice Center  
1851 Second Avenue North  
Bessemer, Alabama 35020

**Telephone:**

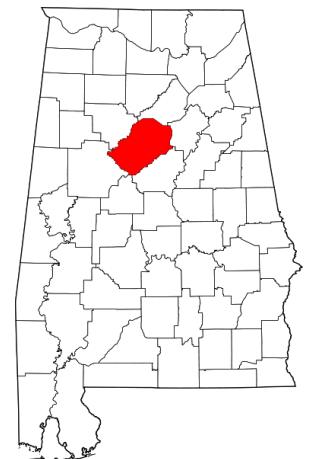
(205) 497-8510

**Population:**

27,456

There were 5,315 cases filed in Jefferson Circuit Court, Bessemer Division, in fiscal year 2018. Of those, 30% were criminal cases, 19% were civil cases, 18% were domestic cases, 14% were juvenile cases, and 19% were child support cases. The Circuit Court disposed of 4,868 cases during the fiscal year.

During fiscal year 2018 12,680 cases were filed in Jefferson District Court, Bessemer Division. Of those, 34% were criminal cases, 38% were traffic cases, 21% were small claims, and 8% were other civil cases. The District Court disposed of 10,116 cases during the fiscal year.



*The Lamar County Courthouse was constructed in 1909 and originally had a classical design with four large columns, a pedimented portico, and a dome. The courthouse was modernized in 1948 with the removal of the columns, portico, and dome, as well as the addition of a third floor.*



**Judicial Circuit:** 24th

**Circuit Judge:**  
Sam Junkin

**District Judge:**  
Jonathan A. Brown (retired 12/31/17)  
Jacob S. West (appointed 1/2/18)

**Circuit Clerk:**  
Mary Ann Jones

**Address:**  
Lamar County Courthouse  
Post Office Box 434  
330 First Street, NE  
Vernon, Alabama 35592

**Telephone:**  
(205) 695-7193

**Population:**  
14,564

There were 610 cases filed in Lamar Circuit Court in fiscal year 2018. Of those, 51% were criminal cases, 17% were civil cases, and 32% were domestic cases. The Circuit Court disposed of 683 cases during the fiscal year.

During fiscal year 2018 2,915 cases were filed in Lamar District Court. Of those, 28% were criminal cases, 52% were traffic cases, 7% were small claims, 2% were other civil cases, 6% were juvenile cases, and 5% were child support cases. The District Court disposed of 2,753 cases during the fiscal year.



# LAUDERDALE COUNTY



*The Lauderdale County Courthouse was constructed in 1963. The modern designed, 5-story building was designed by Northington, Smith and Kranert and cost \$2.2 million to construct.*

**Judicial Circuit:** 11th

**Circuit Judges:**

William I. Powell (Presiding)  
Benjamin Graves  
Gilbert P. Self

**District Judge:**

Carole C. Medley

**Circuit Clerk:**

Melissa Homan

**Address:**

Lauderdale County Courthouse  
200 South Court Street  
Post Office Box 776  
Florence, Alabama 35631

**Telephone:**

(256) 760-5728

**Population:**

92,709

There were 4,791 cases filed in Lauderdale Circuit Court in fiscal year 2018. Of those, 34% were criminal cases, 11% were civil cases, 20% percent were domestic cases, 24% were juvenile cases, and 11% were child support cases. The Circuit Court disposed of 4,485 cases during the fiscal year.

During fiscal year 2018 8,212 cases were filed in Lauderdale District Court. Of those, 32% were criminal cases, 41% were traffic cases, 21% were small claims, and 6% percent were other civil cases. The District Court disposed of 8,351 cases during the fiscal year.



*Built of limestone quarried near Russellville, Alabama, the Lawrence County Courthouse was constructed in 1936. This classical revival courthouse was designed by the architectural firm of Turner & Northington and cost \$450,000 to build.*



**Judicial Circuit:** 36th

**Circuit Judge:**  
Mark B. Craig

**District Judge:**  
Angela D. Terry

**Circuit Clerk:**  
Sandra P. Ligon

**Address:**  
Lawrence County Courthouse  
Post Office Box 249  
14330 Court Street  
Moulton, Alabama 35650

**Telephone:**  
(256) 974-2438

**Population:**  
34,339

There were 1,178 cases filed in Lawrence Circuit Court in fiscal year 2018. Of those, 59% were criminal cases, 16% were civil cases, and 25% were domestic cases. The Circuit Court disposed of 992 cases during the fiscal year.

During fiscal year 2018 6,604 cases were filed in Lawrence District Court. Of those, 26% were criminal cases, 55% were traffic cases, 9% were small claims, 1% were other civil cases, 7% were juvenile cases, and 2% were child support cases. The District Court disposed of 6,485 cases during the fiscal year.



# LEE COUNTY



*Constructed in 1896 at a cost of \$24,000, the neo-classical Lee County Courthouse was designed by Andrew J. Bryan. In 1984, Lee County constructed a justice center at a cost of \$8.645 million. The justice center houses all judicial offices. The 1896 courthouse has been restored and houses county administration offices.*

**Judicial Circuit:** 37th

**Circuit Judges:**

Christopher J. Hughes (Presiding)  
Jacob A. Walker, III  
Michael C. Fellows

**District Judges:**

Russell K. Bush  
Steven T. Speakman

**Circuit Clerk:**

Mary B. Roberson

**Address:**

Lee County Justice Center  
2311 Gateway Drive  
Opelika, Alabama 36801

**Telephone:**

(334) 749-7141

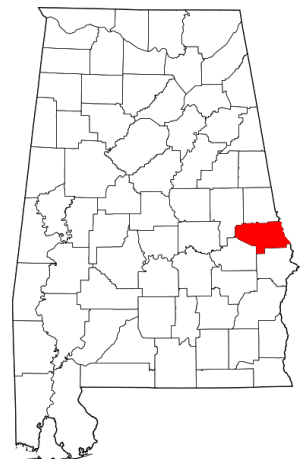
**Population:**

140,247



There were 5,010 cases filed in Lee Circuit Court in fiscal year 2018. Of those, 28% were criminal cases, 20% were civil cases, 16% were domestic cases, 19% were juvenile cases, and 16% were child support cases. The Circuit Court disposed of 4,893 cases during the fiscal year.

During fiscal year 2018 17,370 cases were filed in Lee District Court. Of those, 22% were criminal cases, 59% were traffic cases, 15% were small claims, and 5% were other civil cases. The District Court disposed of 16,710 cases during the fiscal year.





*The Limestone County Courthouse was completed in 1919. Designed by Birmingham architect Bem Price, construction costs totaled approximately \$200,000. In 2005, all non-judicial offices were relocated to a new courthouse annex. The Limestone County Courthouse is currently undergoing renovations.*



**Judicial Circuit:** 39th

**Circuit Judges:**

Robert M. Baker (Presiding)  
Brandon C. Wise

**District Judges:**

Douglas Patterson  
Matthew R Huggins

**Circuit Clerk:**

William B. Curnutt

**Address:**

Limestone County Courthouse  
200 Washington Street, West  
Athens, Alabama 35611

**Telephone:**

(256) 233-6406

**Population:**

82,782

There were 2,572 cases filed in Limestone Circuit Court in fiscal year 2018. Of those, 48% were criminal cases, 20% were civil cases, and 32% were domestic cases. The Circuit Court disposed of 2,529 cases during the fiscal year.

During fiscal year 2018 10,639 cases were filed in Limestone District Court. Of those, 25% were criminal cases, 50% were traffic cases, 14% were small claims, 3% were other civil cases, 4% were juvenile cases, and 3% were child support cases. The District Court disposed of 10,570 cases during the fiscal year.



# LOWNDES COUNTY



*The Greek-revival Lowndes County Courthouse was built circa 1855 –1858. Additions were made and a cupola added to the courthouse in 1906. In the early 1980s, the courthouse was restored to closely resemble its original appearance.*

**Judicial Circuit:** 2nd

**Circuit Judge:**  
Terri Bozeman-Lovell

**District Judge:**  
Adrian D. Johnson

**Circuit Clerk:**  
Ruby A. Jones-Thomas

**Address:**  
Lowndes County Courthouse  
Post Office Box 876  
One Washington Street  
Hayneville, Alabama 36040

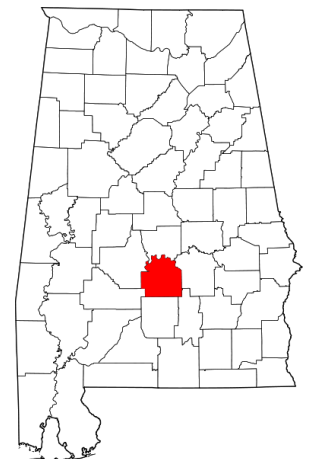
**Telephone:**  
(334) 548-2252

**Population:**  
11,299



There were 301 cases filed in Lowndes Circuit Court in fiscal year 2018. Of those, 46% were criminal cases, 29% were civil cases, and 25% were domestic cases. The Circuit Court disposed of 278 cases during the fiscal year.

During fiscal year 2018 2,502 cases were filed in Lowndes District Court. Of those, 17% were criminal cases, 62% were traffic cases, 9% were small claims, 1% were other civil cases, 4% were juvenile cases, and 7% were child support cases. The District Court disposed of 2,431 cases during the fiscal year.



*The Macon County Courthouse was constructed in 1905. The Richardsonian Romanesque courthouse was designed by James Wingfield Golucke of Atlanta. The courthouse was gutted by fire in August 1985 but was subsequently restored. The courthouse was renamed The Judge Aubrey Ford Jr. Justice Center in January, 2015.*



**Judicial Circuit:** 5th

**Circuit Judges:**

Tom F. Young, Jr. (Presiding)

Ray D. Martin

Steven R. Perryman

**District Judge:**

Deborah Biggers

**Circuit Clerk:**

David R. Love, Jr.

**Address:**

Macon County Courthouse  
101 East Rosa Parks Avenue  
Tuskegee, Alabama 36083

**Telephone:** (334) 724-2614

**Population:** 21,452

There were 504 cases filed in Macon Circuit Court in fiscal year 2018. Of those, 41% were criminal cases, 40% were civil cases, and 19% were domestic cases. The Circuit Court disposed of 477 cases during the fiscal year.

During fiscal year 2018 5,661 cases were filed in Macon District Court. Of those, 9% were criminal cases, 75% were traffic cases, 8% were small claims, 2% were other civil cases, 2% were juvenile cases, and 4% were child support cases. The District Court disposed of 5,095 cases during the fiscal year.



# MADISON COUNTY



*Construction began on the Madison County Courthouse in 1964 and was completed in 1966. Designed by Lloyd Krantert and Thomas Jones, the 11-story modern courthouse cost \$5.3 million to construct.*

**Judicial Circuit:** 23rd

**Circuit Judges:**

D. Alan Mann (Presiding)  
Alison Austin  
Christian M. Comer  
Karen K. Hall  
Ruth Ann Hall  
Dennis E. O'Dell  
Donna S. Pate

**District Judges:**

Linda F. Coats  
Patricia Demos  
Claude Hundley  
Schuyler H. Richardson

**Circuit Clerk:** Debra Kizer

**Address:** Madison County Courthouse  
100 North Side Square  
Huntsville, AL 35801

**Telephone:** (256) 532-3390

**Population:** 334,811

There were 13,175 cases filed in Madison Circuit Court in fiscal year 2018. Of those, 60% were criminal cases, 19% were civil cases, and 21% percent were domestic cases. The Circuit Court disposed of 13,410 cases during the fiscal year.

During fiscal year 2018 32,418 cases were filed in Madison District Court. Of those, 27% were criminal cases, 31% were traffic cases, 22% were small claims, 9% were other civil cases, 6% were juvenile, and 4% were child support cases. The District Court disposed of 31,681 cases during the fiscal year.

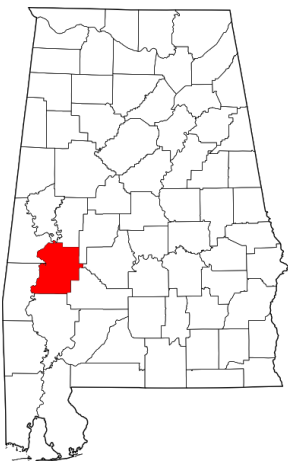


*The Marengo County Courthouse was constructed in 1968 at a cost of \$675,000. Designed by Sherlock, Smith, & Adams, the current courthouse replaced the 1902 courthouse which was destroyed in a 1965 fire.*



There were 450 cases filed in Marengo Circuit Court in fiscal year 2018. Of those, 40% were criminal cases, 34% were civil cases, and 26% were domestic cases. The Circuit Court disposed of 450 cases during the fiscal year.

During fiscal year 2018 3,305 cases were filed in Marengo District Court. Of those, 18% were criminal cases, 51% were traffic cases, 15% were small claims, 2% were other civil cases, 7% were juvenile case, and 6% were child support cases. The District Court disposed of 2,999 cases during the fiscal year.



**Judicial Circuit:** 17th

**Circuit Judge:**  
Eddie Hardaway, Jr.

**District Judge:**  
Vincent K. Deas

**Circuit Clerk:**  
James K. Freeman

**Address:**  
Marengo County Courthouse  
Post Office Box 480566  
101 East Coats Avenue  
Linden, Alabama 36748

**Telephone:**  
(334) 295-2219

**Population:**  
21,027

# MARION COUNTY



*Constructed in 1902, the Marion County Courthouse was originally built in the Richardsonian Romanesque style of architecture and featured a rough sandstone façade and five-story clock tower. Additions were made to the courthouse in 1940. In 1960, the courthouse was enlarged and modernized.*

**Judicial Circuit:** 25th

**Circuit Judge:**

Talmage Lee Carter (Presiding)  
John H. Bentley (retired 1/14/18)  
Jimmy D. Burt (appointed 2/1/18)

**District Judge:**

Mark E. Hammitte

**Circuit Clerk:**

Denise Mixon

**Address:**

Marion County Courthouse  
Post Office Box 1595  
123 South Military Street  
Hamilton, Alabama 35570

**Telephone:**

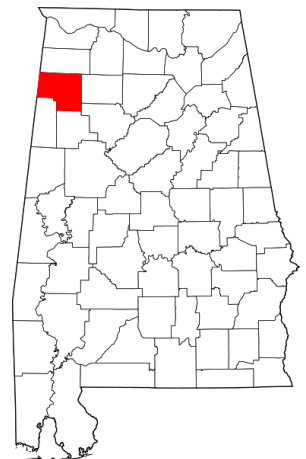
(205) 921-7451

**Population:**

30,776

There were 1,628 cases filed in Marion Circuit Court in fiscal year 2018. Of those, 59% were criminal cases, 12% were civil cases, 29% were domestic cases. The Circuit Court disposed of 1,604 cases during the fiscal year.

During fiscal year 2018 7,007 cases were filed in Marion District Court. Of those, 16% were criminal cases, 62% were traffic cases, 12% were small claims, 1% were other civil cases, 5% were juvenile cases, and 4% were child support cases. The District Court disposed of 6,392 cases during the fiscal year.



*The Marshall County Courthouse in Guntersville was built in 1896 in the Romanesque Revival style. It was remodeled and enlarged in 1935, 1948, 1963, and 1990.*

*A second courthouse was constructed circa 1910-1911 in Albertville. That courthouse was renovated in 1935 and again in the late 1990s.*



**Judicial Circuit:** 27th

**Circuit Judges:**

Christopher F. Abel (Presiding)  
Howard G. Hawk  
F. Timothy Riley

**District Judges:**

Mitchell S. Floyd  
John M. Mastin

**Circuit Clerk:**

Cheryl E. Pierce

**Address:**

Marshall County Courthouse  
424 Blount Avenue  
Guntersville, Alabama 35976

Marshall County Courthouse  
133 South Emmett Street  
Albertville, Alabama 35950

**Telephone:**

(256) 571-7785 (Guntersville)  
(256) 878-4521 (Albertville)

**Population:** 93,019

There were 3,006 cases filed in Marshall Circuit Court in fiscal year 2018. Of those, 51% were criminal cases, 18% were civil cases, and 31% were domestic cases. The Circuit Court disposed of 3,381 cases during the fiscal year.

During fiscal year 2018 9,534 cases were filed in Marshall District Court. Of those, 28% were criminal cases, 34% were traffic cases, 20% were small claims, 5% were other civil cases, 10% were juvenile cases, and 4% were child support cases. The District Court disposed of 10,226 cases during the fiscal year.



# MOBILE COUNTY



*Completed in December 1994, the 581,000-square-foot Mobile Government Plaza was the first structure in the nation to combine county and city governments and the court system in one facility. Designed by Harry Goleman and Mario Bolullo of Houston, Texas, and Fred Woods of Mobile, the \$58 million complex consists of 10-story administration building and a 9-story judicial building connected by a 50,000 square foot public atrium.*

**Judicial Circuit:** 13th

**Circuit Judges:**

John R. Lockett (Presiding)  
Benjamin H. Brooks III  
Rosemary D. Chambers (retired 1/3/18)  
Walter H. Honeycutt  
Edmond G. Naman  
Robert H. Smith  
Sarah H. Stewart  
Roderick P. Stout  
Jay A. York  
Michael A. Youngpeter  
James T. Patterson  
Michael D. Sherman (appointed 1/4/18)

**District Judges:**

Joe E. Basenberg  
George A. Brown  
George N. Hardesty, Jr.  
Jill C. Phillips  
Bob Sherling, Jr.

**Circuit Clerk:**

JoJo Schwarzauer



There were 23,685 cases filed in Mobile Circuit Court in fiscal year 2018. Of those, 43% were criminal cases, 15% were civil cases, 14% were domestic cases, 15% were juvenile cases, and 13% were child support cases. The Circuit Court disposed of 23,470 cases during the fiscal year.

During fiscal year 2018 39,068 cases were filed in Mobile District Court. Of those, 37% were criminal cases, 35% were traffic cases, 18% were small claims, and 9% were other civil cases. The District Court disposed of 37,932 cases during the fiscal year.

**Address:**

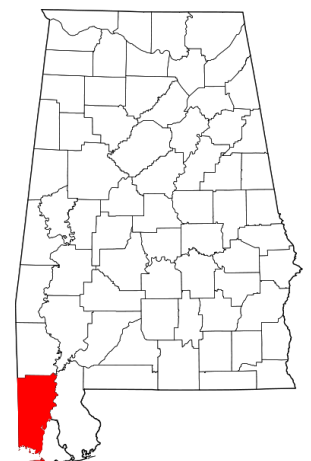
Mobile Government Plaza  
205 Government Street  
Mobile, Alabama 36644

**Telephone:**

(251) 574-8806

**Population:**

412,992





*The Monroe County Courthouse was constructed in 1963 at a cost of \$500,000. According to the architect, it contains “design elements reminiscent of early southern buildings.”*



**Judicial Circuit:** 35th

**Circuit Judge:**  
Jack B. Weaver

**District Judge:**  
George K. Elbrecht

**Circuit Clerk:**  
William R. “Bob” McMillan

**Address:**  
Monroe County Courthouse  
65 North Alabama Avenue  
Monroeville, Alabama 36460

**Telephone:**  
(251) 743-2283

**Population:**  
23,068

There were 647 cases filed in Monroe Circuit Court in fiscal year 2018. Of those, 35% were criminal cases, 30% were civil cases, and 35% were domestic cases. The Circuit Court disposed of 612 cases during the fiscal year.

During fiscal year 2018 2,870 cases were filed in Monroe District Court. Of those, 17% were criminal cases, 52% were traffic cases, 17% were small claims, 3% were other civil cases, 4% were juvenile cases, and 7% were child support cases. The District Court disposed of 2,931 cases during the fiscal year.



# MONTGOMERY COUNTY



*The modern four-story Montgomery County Courthouse was dedicated in May 1987 and was designed by the Montgomery architectural firm of Pearson, Humphries, Jones, and Associates. The 1958 courthouse was renovated and now houses the county's administrative offices. In 2009, the courthouse was renamed the Phelps-Price Justice Center, in honor of the late Judge Joseph Phelps, and retired Judge Charles Price.*

## **Judicial Circuit:** 15th

### **Circuit Judges:**

Johnny Hardwick (Presiding)  
Robert T. Bailey  
Cleophus Gaines  
Gregory Griffin  
Truman M. Hobbs, Jr.  
Anita L. Kelly  
Calvin L. Williams  
James B. Anderson  
Roman A. Shaul (resigned 6/15/18)

### **District Judges:**

Pamela R. Higgins  
Willie T. Massey (retired 6/30/18)  
Jimmy B. Pool

### **Circuit Clerk:**

Tiffany B. McCord

There were 12,198 cases filed in Montgomery Circuit Court in fiscal year 2018. Of those, 24% were criminal cases, 24% were civil cases, 18% were domestic cases, 16% were juvenile cases, and 18% were child support cases. The Circuit Court disposed of 12,171 cases during the fiscal year.

### **Address:**

Phelps-Price Justice Center  
Post Office Box 1667  
251 South Lawrence Street  
Montgomery, Alabama 35570

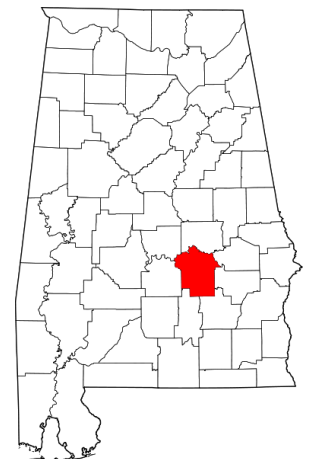
### **Telephone:**

(334) 832-1260

### **Population:**

229,363

During fiscal year 2018 23,804 cases were filed in Montgomery District Court. Of those, 13% were criminal cases, 38% were traffic cases, 32% were small claims, and 17% were other civil cases. The District Court disposed of 24,927 cases during the fiscal year.



# MORGAN COUNTY

*Designed by Decatur architect Walter Hickman Hall, the Morgan County Courthouse was first occupied in April 1976.*



**Judicial Circuit:** 8th

**Circuit Judges:**

Glenn E. Thompson (Presiding)  
Steven E. Haddock  
Jennifer M. Howell

**District Judges:**

Brent M. Craig  
Charles B. Langham  
Shelly S. Waters

**Circuit Clerk:**

Christopher M. Priest

**Address:**

Morgan County Courthouse  
Post Office Box 668  
302 Lee Street  
Decatur, Alabama 35602

**Telephone:**

(256) 351-4790

**Population:**

119,490

There were 4,595 cases filed in Morgan Circuit Court in fiscal year 2018. Of those, 56% were criminal cases, 15% were civil cases, and 29% were domestic cases. The Circuit Court disposed of 4,831 cases during the fiscal year.

During fiscal year 2018 14,925 cases were filed in Morgan District Court. Of those, 22% were criminal cases, 42% were traffic cases, 15% were small claims, 6% were other civil cases, 9% were juvenile cases, and 6% were child support cases. The District Court disposed of 15,318 cases during the fiscal year.



# PERRY COUNTY



*Designed by Massachusetts native Benjamin F. Parsons, the Perry County Courthouse was constructed in 1855. In 1955, two wings were added to the north and south sides of the courthouse and the structure was painted white. The courthouse's exterior was featured in the 1968 movie The Heart Is A Lonely Hunter.*

**Judicial Circuit:** 4th

**Circuit Judges:**

Marvin W. Wiggins (Presiding)  
Collins Pettaway, Jr.  
Donald L. McMillan

**District Judge:**

Robert D. Bryant

**Circuit Clerk:**

Mary C. Moore

**Address:**

Perry County Courthouse  
Post Office Box 505  
300 Washington Street  
Marion, Alabama 36756

**Telephone:**

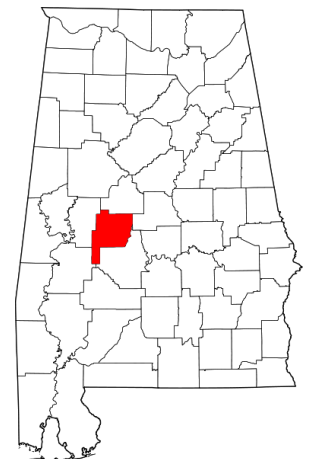
(334) 683-6106

**Population:**

10,591

There were 189 cases filed in Perry Circuit Court in fiscal year 2018. Of those, 38% were criminal cases, 39% were civil cases, and 23% were domestic cases. The Circuit Court disposed of 253 cases during the fiscal year.

During fiscal year 2018 1,398 cases were filed in Perry District Court. Of those, 13% were criminal cases, 59% were traffic cases, 16% were small claims, 2% were other civil cases, 2% were juvenile cases, and 8% were child support cases. The District Court disposed of 1,321 cases during the fiscal year.



# PICKENS COUNTY

*Constructed in 1994, the Pickens County Judicial Center was designed by Johnson Bailey Henderson McNeal Architects, Inc. It sits across from the Italianate 1878 Pickens County Courthouse which is known for the “face in the window.”*



**Judicial Circuit:** 24th

**Circuit Judge:**  
Sam Junkin

**District Judge:**  
David L. Bailey

**Circuit Clerk:**  
Keith Cox

**Address:**  
Pickens County Judicial Center  
Post Office Box 418  
20 Phoenix Avenue  
Carrollton, Alabama 35447

**Telephone:**  
(205) 367-2050

**Population:**  
19,746

There were 3,306 cases filed in Pickens Circuit Court in fiscal year 2018. Of those, 15% were criminal cases, 77% were civil cases, and 8% were domestic cases. The Circuit Court disposed of 3,287 cases during the fiscal year.

During fiscal year 2018 2,809 cases were filed in Pickens District Court. Of those, 31% were criminal cases, 17% were traffic cases, 10% were small claims, 2% were other civil cases, 7% were juvenile cases, and 33% were child support cases. The District Court disposed of 2,098 cases during the fiscal year.



# PIKE COUNTY



*Completed in 1953, the Pike County Courthouse replaced the 1880 courthouse which was located one block away from the current courthouse on the public square. Charles F. Minch of Montgomery was the architect. The courthouse was extensively renovated in 2001.*

**Judicial Circuit:** 12th

**Circuit Judges:**

Shannon R. Clark (Presiding)  
Thomas E. Head  
Jeffery W. Kelley

**District Judge:**

William G. Hightower

**Circuit Clerk:**

Jamie N. Scarbrough

**Address:**

Pike County Courthouse  
120 West Church Street  
Troy, Alabama 36081

**Telephone:**

(334) 566-4622

**Population:** 32,899

There were 1,435 cases filed in Pike Circuit Court in fiscal year 2018. Of those, 65% were criminal cases, 24% were civil cases, and 11% were domestic cases. The Circuit Court disposed of 1,391 cases during the fiscal year.

During fiscal year 2018 6,485 cases were filed in Pike District Court. Of those, 13% were criminal cases, 58% were traffic cases, 17% were small claims, 4% were other civil cases, 5% were juvenile cases, and 3% were child support cases. The District Court disposed of 6,637 cases during the fiscal year.



*The Randolph County Courthouse, built in 1941, was constructed in the footprint of the previous courthouse which burned in 1937. Designed by Paul W. Hofferbert and constructed by the Works Progress Administration, the courthouse cost \$200,000 to build. In 1985 and 1986, the county gutted the interior of the courthouse and completely renovated the interior and exterior.*



**Judicial Circuit:** 5th

**Circuit Judges:**

Tom F. Young, Jr. (Presiding)  
Ray D. Martin  
Steven R. Perryman

**District Judge:**

John C. Tinney (resigned 12/4/17)  
Amy M. Newsome (appointed 12/15/17)

**Circuit Clerk:**

Christopher R. May

**Address:**

Randolph County Courthouse  
Post Office Box 328  
One Main Street  
Wedowee, Alabama 36278

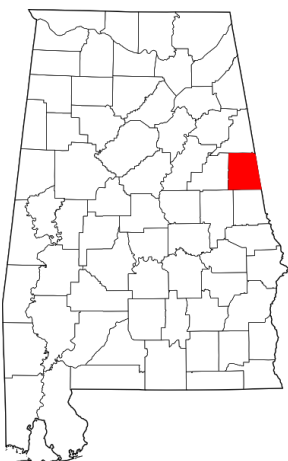
**Telephone:**

(256) 357-4551

**Population:** 22,913

There were 607 cases filed in Randolph Circuit Court in fiscal year 2018. Of those, 39% were criminal cases, 31% were civil cases, and 30% were domestic cases. The Circuit Court disposed of 612 cases during the fiscal year.

During fiscal year 2018 2,228 cases were filed in Randolph District Court. Of those, 38% were criminal cases, 24% were traffic cases, 21% were small claims, 3% were other civil cases, 7% were juvenile cases, and 7% were child support cases. The District Court disposed of 2,191 cases during the fiscal year.



# RUSSELL COUNTY



*Built in 1938 through the Federal Public Works Administration, the neo-classical Russell County Courthouse was constructed after the seat of government was moved from Seale to Phenix City. In 2011, all county administration offices moved to a new courthouse on the banks of the Chattahoochee River. The 1938 courthouse is currently undoing extensive additions and renovations. Upon completion, it will become the Russell County Judicial Center, housing all court operations.*

**Judicial Circuit:** 26th

**Circuit Judges:**

Michael J. Bellamy (Presiding)  
Albert D. Johnson

**District Judges:**

Walter Gray  
Zachary T. Collins, Sr.

**Circuit Clerk:**

Kathy S. Coulter

**Address:**

Russell County Judicial Center  
501 14th Street  
Phenix City, Alabama 36867

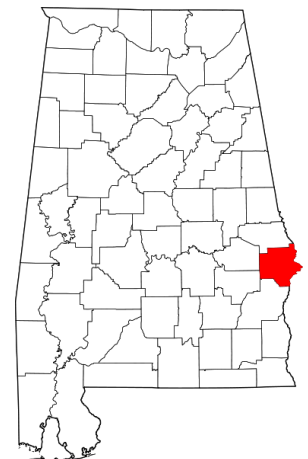
**Telephone:**

(334) 298-0516

**Population:** 52,947

There were 2,433 cases filed in Russell Circuit Court in fiscal year 2018. Of those, 59% were criminal cases, 17% were civil cases, and 24% were domestic cases. The Circuit Court disposed of 2,435 cases during the fiscal year.

During fiscal year 2018 7,945 cases were filed in Russell District Court. Of those, 29% were criminal cases, 27% were traffic cases, 22% were small claims, 8% were other civil cases, 7% were juvenile cases, and 7% were child support cases. The District Court disposed of 7,866 cases during the fiscal year.





*Construction began in 1905 and was completed in 1908 on the Shelby County Courthouse. It was built by the B. G. Bynum Construction Company. The courthouse was renovated and significantly enlarged in 1991.*



**Judicial Circuit:** 18th

**Circuit Judges:**

H. L. “Sonny” Conwill (Presiding)

Lara M. Alvis

William H. Bostick, III

Corey B. Moore

**District Judge:**

Daniel A. Crowson Jr.

James R. Kramer

**Circuit Clerk:**

Mary H. Harris

**Address:**

Shelby County Courthouse

Post Office Box 1810

112 North Main Street

Columbiana, Alabama 35051

**Telephone:**

(205) 669-3779

**Population:**

195,085

There were 4,241 cases filed in Shelby Circuit Court in fiscal year 2018. Of those, 26% were criminal cases, 42% were civil cases, and 32% were domestic cases. The Circuit Court disposed of 4,218 cases during the fiscal year.

During fiscal year 2018 16,566 cases were filed in Shelby District Court. Of those, 34% were criminal cases, 35% were traffic cases, 15% were small claims, 6% were other civil cases, 9% were juvenile cases, and 2% were child support cases. The District Court disposed of 15,465 cases during the fiscal year.



# ST. CLAIR COUNTY



*St. Clair County has two county seats, Ashville and Pell City. The Ashville courthouse (pictured) was constructed in 1845. It has been enlarged or remodeled in 1886, 1911, 1945, 1964, and 1982. The courthouse was renovated again in 2010 at a cost of \$6 million. The Pell City courthouse was constructed in 1956 at a cost of \$625,000. In 2000, the courthouse was remodeled and renovated at a cost of \$5.5 million.*

**Judicial Circuit:** 30th

**Circuit Judges:**

Philip K. Seay (Presiding)  
Billy R. Weathington Jr.

**District Judges:**

Alan C. Furr  
Robert L. Minor

**Circuit Clerk:**

Annette Manning

**Address:**

St. Clair County Courthouse  
100 6th Avenue  
Ashville, Alabama 35953

St. Clair County Courthouse  
1815 Cogswell Avenue  
Pell City, Alabama 35125

**Telephone:**

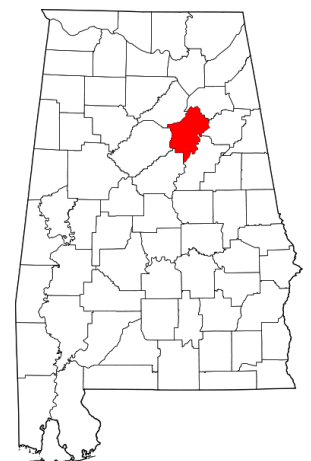
(205) 594-2184 (Asheville)  
(205) 338-2511 (Pell City)

**Population:** 83,593



There were 2,531 cases filed in St. Clair Circuit Court in fiscal year 2018. Of those, 36% were criminal cases, 31% were civil cases, 33% were domestic cases, and none were juvenile cases. The Circuit Court disposed of 2,592 cases during the fiscal year.

During fiscal year 2018 13,775 cases were filed in St. Clair District Court. Of those, 18% were criminal cases, 49% were traffic cases, 19% were small claims, 3% were other civil cases, 8% were juvenile cases, and 3% were child support cases. The District Court disposed of 13,822 cases during the fiscal year.



*The Sumter County Courthouse was constructed in 1902 by C. H. Dabbs & Company. Designed by the architectural firm of Ausfeld & Chapman, the courthouse exhibits elements of both the Beaux Arts and Classical Revival styles. It features an eight-sided cupola.*



**Judicial Circuit:** 17th

**Circuit Judge:**  
Eddie Hardaway, Jr.

**District Judge:**  
Tammy J. Montgomery

**Circuit Clerk:**  
Devon A. James

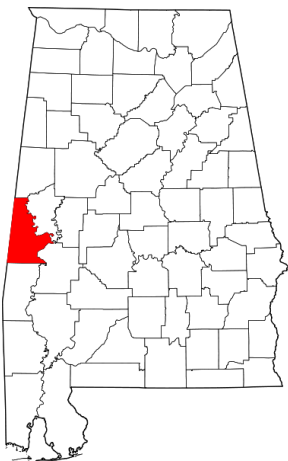
**Address:**  
Sumter County Courthouse  
Post Office Box 936  
226 Franklin Street  
Livingston, Alabama 35470

**Telephone:**  
(205) 652-2291

**Population:**  
13,763

There were 184 cases filed in Sumter Circuit Court in fiscal year 2018. Of those, 36% were criminal cases, 43% were civil cases, and 21% were domestic cases. The Circuit Court disposed of 233 cases during the fiscal year.

During fiscal year 2018 984 cases were filed in Sumter District Court. Of those, 18% were criminal cases, 41% were traffic cases, 22% were small claims, 4% were other civil cases, 2% were juvenile cases, and 13% were child support cases. The District Court disposed of 1,132 cases during the fiscal year.



# TALLADEGA COUNTY



*Constructed in 1836, the Talladega County Courthouse is the oldest courthouse in continuous use in Alabama. The courthouse was severely damaged by a 1925 fire and was significantly altered when rebuilt after the fire. In 1974, the Talladega County Judicial Building was constructed, and all judicial offices moved to that building. The courthouse was restored, and county administrative offices are now housed there. Talladega County also has a satellite courthouse in Sylacauga .*

**Judicial Circuit:** 29th

**Circuit Judges:**

Julian M. King (Presiding)  
William E. Hollingsworth, III

**District Judges:**

Jeb S. Fannin  
M. Ryan Rumsey

**Circuit Clerk:**

Brian T. York

**Address:**

Talladega County Courthouse  
One Courthouse Square  
Post Office Box 6137  
Talladega, Alabama 35161

Talladega County Courthouse  
400 North Norton  
Sylacauga, Alabama 35150

**Telephone:**

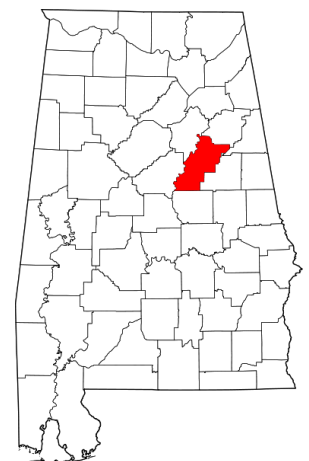
(256) 761-2102 (Talladega)  
(256) 245-4352 (Sylacauga)

**Population:**

82,291

There were 2,215 cases filed in Talladega Circuit Court in fiscal year 2018. Of those, 42% were criminal cases, 33% were civil cases, and 25% were domestic cases. The Circuit Court disposed of 2,208 cases during the fiscal year.

During fiscal year 2018 9,192 cases were filed in Talladega District Court. Of those, 18% were criminal cases, 40% were traffic cases, 23% were small claims, 5% were other civil cases, 9% were juvenile cases, and 6% were child support cases. The District Court disposed of 9,475 cases during the fiscal year.



# TALLAPOOSA COUNTY

Construction began in 1958 and was completed in 1960 on the Tallapoosa County Courthouse in Dadeville (pictured). Designed by Martin J. Lide of Birmingham and built by the Blair Construction Company of Alexander City, construction costs totaled \$600,000.

For over a century, Tallapoosa has maintained a satellite courthouse in Alexander City. In 1939, a city hall for Alexander City was constructed with the second floor devoted to the circuit clerk and court. This space is still used for its intended purpose.



**Judicial Circuit:** 5th

**Circuit Judges:**

Tom F. Young, Jr. (Presiding)  
Ray D. Martin  
Steven R. Perryman

**District Judge:**

Clayton K. Taylor

**Circuit Clerk:**

Patrick C. Craddock

**Address:**

Tallapoosa County Courthouse  
125 North Broadnax Street  
Dadeville, Alabama 36853

Tallapoosa County Courthouse  
One Court Square  
Alexander City, Alabama 35010

**Telephone:**

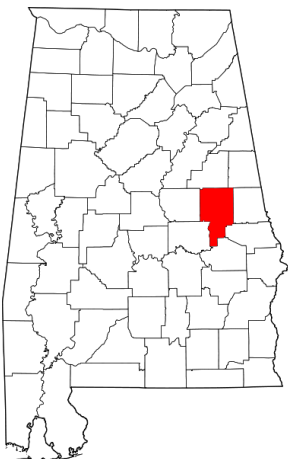
(256) 825-1098 (Dadeville)  
(256) 234-4631 (Alex City)

**Population:**

41,616

There were 1,859 cases filed in Tallapoosa Circuit Court in fiscal year 2018. Of those, 63% were criminal cases, 22% were civil cases, and 15% were domestic cases. The Circuit Court disposed of 1,584 cases during the fiscal year.

During fiscal year 2018 6,236 cases were filed in Tallapoosa District Court. Of those, 38% were criminal cases, 29% were traffic cases, 15% were small claims, 5% were other civil cases, 9% were juvenile cases, and 4% were child support cases. The District Court disposed of 5,812 cases during the fiscal year.



# TUSCALOOSA COUNTY



*The Tuscaloosa County Courthouse was constructed in 1963-1964 at a cost of \$3 million. It was designed by Charles McCauley of Birmingham.*

**Judicial Circuit:** 6th

**Circuit Judges:**

M. Brad Almond (Presiding)  
John H. England, Jr.  
Elizabeth C. Hamner  
Philip N. Lisenby  
Allen W. May  
James H. Roberts

**District Judges:**

James E. Gentry  
Joanne Jannik

**Circuit Clerk:**

Margaria H. Bobo

**District Clerk:**

Elizabeth B. Hamner (retired 2/28/18)

**Address:**

Tuscaloosa County Courthouse  
714 Greensboro Avenue  
Tuscaloosa, Alabama 35401

There were 10,761 cases filed in Tuscaloosa Circuit Court in fiscal year 2018. Of those, 44% were criminal cases, 16% were civil cases, 18% were domestic cases, 12% were juvenile cases, and 10% were child support cases. The Circuit Court disposed of 11,310 cases during the fiscal year.

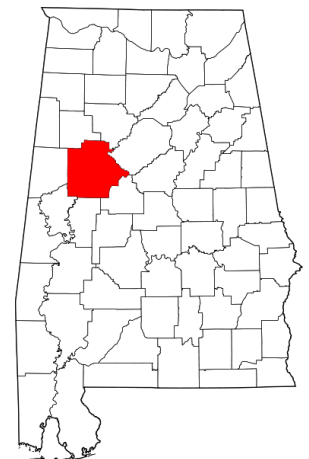
During fiscal year 2018 27,125 cases were filed in Tuscaloosa District Court. Of those, 21% were criminal cases, 58% were traffic cases, 14% were small claims, and 7% were other civil cases. The District Court disposed of 27,390 cases during the fiscal year.

**Telephone:**

(205) 349-3870

**Population:**

194,656



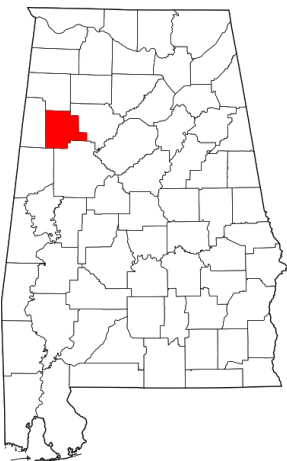
# WALKER COUNTY

*The Walker County Courthouse was built in 1933. Constructed of white limestone, it was designed by Charles H. McCauley. The courthouse was severely damaged by a tornado on April 3, 1974.*



There were 1,790 cases filed in Walker Circuit Court in fiscal year 2018. Of those, 35% were criminal cases, 31% were civil cases, and 35% were domestic cases. The Circuit Court disposed of 1,818 cases during the fiscal year.

During fiscal year 2018 7,673 cases were filed in Walker District Court. Of those, 25% were criminal cases, 47% were traffic cases, 15% were small claims, 3% were other civil cases, 9% were juvenile cases and 1% were child support cases. The District Court disposed of 7,671 cases during the fiscal year.



**Judicial Circuit:** 14th

**Circuit Judges:**

Jerry K. Selman (Presiding)  
Hoyt M. Elliott, Jr.  
Hugh D. Farris, Jr.

**District Judges:**

Henry P. Allred  
Gregory M. Williams

**Circuit Clerk:**

Susan D. Odom

**Address:**

Walker County Courthouse  
Post Office Box 1389  
Jasper, Alabama 35502

**Telephone:**

(205) 384-7025

**Population:**

67,023

# WASHINGTON COUNTY



*The Washington County Courthouse was constructed in 1965 at a cost of \$1 million. Governor George Wallace dedicated the courthouse on September 4, 1965.*

## **Judicial Circuit:** 1st

### **Circuit Judges:**

Gaines McCorquodale (Presiding)  
Charles R. Montgomery

### **District Judge:**

Jerry L. Turner

### **Circuit Clerk:**

Valerie B. Knapp

### **Address:**

Washington County Courthouse  
Post Office Box 548  
Chatom, Alabama 36518

### **Telephone:**

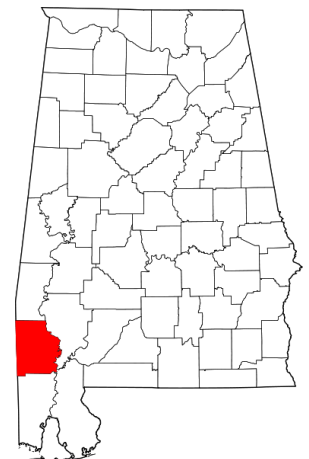
(251) 847-2239

### **Population:**

17,581

There were 484 cases filed in Washington Circuit Court in fiscal year 2018. Of those, 48% were criminal cases, 22% were civil cases, and 30% were domestic cases. The Circuit Court disposed of 521 cases during the fiscal year.

During fiscal year 2018 2,982 cases were filed in Washington District Court. Of those, 30% were criminal cases, 55% were traffic cases, 8% were small claims, 2% were other civil cases, 3% were juvenile cases, and 3% were child support cases. The District Court disposed of 3,175 cases during the fiscal year.





*The Wilcox County Courthouse was constructed in 1858. Designed by Alexander Bragg, brother of Confederate General Braxton Bragg, the Greek revival courthouse was built to resemble the courthouse designed by Robert Mills in Camden, South Carolina. Two additions were added to the courthouse in 1963. In 1978, a three-story courthouse annex was constructed one block from the courthouse, and all court operations were moved to the annex.*



**Judicial Circuit:** 4th

**Circuit Judges:**

Marvin W. Wiggins (Presiding)  
Collins Pettaway, Jr.  
Donald L. McMillan

**District Judge:**

Briana C. Westry

**Circuit Clerk:**

Carolyn D. Posey

**Address:**

Wilcox County Courthouse Annex  
Post Office Box 608  
12 Water Street  
Camden, Alabama 36726

**Telephone:**

(334) 682-4126

**Population:**

11,670

There were 217 cases filed in Wilcox Circuit Court in fiscal year 2018. Of those, 24% were criminal cases, 50% were civil cases, and 26% were domestic cases. The Circuit Court disposed of 288 cases during the fiscal year.

During fiscal year 2018 2,247 cases were filed in Wilcox District Court. Of those, 38% were criminal cases, 32% were traffic cases, 10% were small claims, 2% were other civil cases, 8% were juvenile cases, and 10% were child support cases. The District Court disposed of 2,043 cases during the fiscal year.



# WINSTON COUNTY



*The neo-classical Winston County Courthouse was built in 1894 and remodeled in 1929. It is constructed of locally quarried sandstone.*

**Judicial Circuit:** 25th

**Circuit Judges:**

Talmage Lee Carter (Presiding)  
John H. Bentley (retired 1/14/18)  
Jimmy D. Burt (appointed 2/2/18)

**District Judge:**

Michael E. Newell

**Circuit Clerk:**

John D. Snoddy

**Address:**

Winston County Courthouse  
Post Office Box 309  
195 Main Street  
Double Springs, Alabama 35553

**Telephone:**

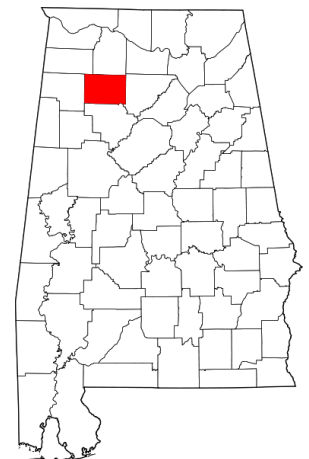
(205) 489-5533

**Population:**

24,484

There were 978 cases filed in Winston Circuit Court in fiscal year 2018. Of those, 63% were criminal cases, 14% were civil cases, and 23% were domestic cases. The Circuit Court disposed of 940 cases during the fiscal year.

During fiscal year 2018 2,982 cases were filed in Winston District Court. Of those, 40% were criminal cases, 38% were traffic cases, 10% were small claims, 1% were other civil cases, 5% were juvenile cases, and 5% were child support cases. The District Court disposed of 2,967 cases during the fiscal year.



# CIRCUIT COURT CASELOAD STATISTICS, FY 2014 - 2018

Circuit	County	Jurisdiction	Cases Filed					Change 2014-2018		Cases Disposed					Change 2014-2018	
			2014	2015	2016	2017	2018	# +/-	%	2014	2015	2016	2017	2018	# +/-	%
1ST	Choctaw	Criminal	117	183	221	266	140	23	19.7%	69	127	261	200	245	176	255.1%
		Felony	82	127	66	160	73	-9	-11.0%	49	94	178	116	130	81	165.3%
		Other	35	56	155	106	67	32	91.4%	20	33	83	84	115	95	475.0%
		Civil	151	108	95	108	115	-36	-23.8%	136	138	105	93	113	-23	-16.9%
		Domestic	123	114	92	96	101	-22	-17.9%	118	138	101	99	108	-10	-8.5%
		Original	89	76	59	73	80	-9	-10.1%	93	97	63	71	75	-18	-19.4%
	Modification	34	38	33	23	21	-13	-38.2%	25	41	38	28	33	8	32.0%	
		<b>Total</b>	<b>391</b>	<b>405</b>	<b>408</b>	<b>470</b>	<b>356</b>	<b>-35</b>	<b>-9.0%</b>	<b>323</b>	<b>403</b>	<b>467</b>	<b>392</b>	<b>466</b>	<b>143</b>	<b>44.3%</b>
	Clarke	Criminal	553	485	460	423	534	-19	-3.4%	616	541	373	525	491	-125	-20.3%
		Felony	374	322	324	262	336	-38	-10.2%	416	361	255	327	329	-87	-20.9%
		Other	179	163	136	161	198	19	10.6%	200	180	118	198	162	-38	-19.0%
		Civil	240	255	181	211	196	-44	-18.3%	214	245	221	211	209	-5	-2.3%
		Domestic	193	199	229	177	185	-8	-4.1%	202	200	208	223	175	-27	-13.4%
		Original	111	111	120	112	138	27	24.3%	125	119	110	113	126	1	0.8%
	Modification	82	88	109	65	47	-35	-42.7%	77	81	98	110	49	-28	-36.4%	
	<b>Total</b>	<b>986</b>	<b>939</b>	<b>870</b>	<b>811</b>	<b>915</b>	<b>-71</b>	<b>-7.2%</b>	<b>1,032</b>	<b>986</b>	<b>802</b>	<b>959</b>	<b>875</b>	<b>-157</b>	<b>-15.2%</b>	
Washington	Criminal	289	309	234	257	234	-55	-19.0%	274	321	199	287	252	-22	-8.0%	
	Felony	159	135	104	89	101	-58	-36.5%	139	178	86	131	99	-40	-28.8%	
	Other	130	174	130	168	133	3	2.3%	135	143	113	156	153	18	13.3%	
	Civil	110	104	94	100	106	-4	-3.6%	103	105	106	99	103	0	0.0%	
	Domestic	217	234	242	161	144	-73	-33.6%	207	236	236	196	166	-41	-19.8%	
	Original	124	116	115	94	110	-14	-11.3%	130	106	124	94	105	-25	-19.2%	
Modification	93	118	127	67	34	-59	-63.4%	77	130	112	102	61	-16	-20.8%		
	<b>Total</b>	<b>616</b>	<b>647</b>	<b>570</b>	<b>518</b>	<b>484</b>	<b>-132</b>	<b>-21.4%</b>	<b>584</b>	<b>662</b>	<b>541</b>	<b>582</b>	<b>521</b>	<b>-63</b>	<b>-10.8%</b>	
	<b>1st Circuit</b>	<b>959</b>	<b>977</b>	<b>915</b>	<b>946</b>	<b>908</b>	<b>-51</b>	<b>-5.3%</b>	<b>959</b>	<b>989</b>	<b>833</b>	<b>1,012</b>	<b>988</b>	<b>29</b>	<b>3.0%</b>	
Totals	Felony	615	584	494	511	510	-105	-17.1%	604	633	519	574	558	-46	-7.6%	
	Other	344	393	421	435	398	54	15.7%	355	356	314	438	430	75	21.1%	
	Civil	501	467	370	419	417	-84	-16.8%	453	488	432	403	425	-28	-6.2%	
	Domestic	533	547	563	434	430	-103	-19.3%	527	574	545	518	449	-78	-14.8%	
	Original	324	303	294	279	328	4	1.2%	348	322	297	278	306	-42	-12.1%	
	Modification	209	244	269	155	102	-107	-51.2%	179	252	248	240	143	-36	-20.1%	
	<b>Total</b>	<b>1,993</b>	<b>1,991</b>	<b>1,848</b>	<b>1,799</b>	<b>1,755</b>	<b>-238</b>	<b>-11.9%</b>	<b>1,939</b>	<b>2,051</b>	<b>1,810</b>	<b>1,933</b>	<b>1,862</b>	<b>-77</b>	<b>-4.0%</b>	
2ND	Butler	Criminal	364	409	417	554	588	224	61.5%	306	390	377	562	551	245	80.1%
		Felony	172	226	226	284	216	44	25.6%	161	214	184	293	254	93	57.8%
		Other	192	183	191	270	372	180	93.8%	145	176	193	269	297	152	104.8%
		Civil	141	148	131	119	141	0	0.0%	129	155	128	125	138	9	7.0%
		Domestic	183	221	152	172	144	-39	-21.3%	193	184	152	163	151	-42	-21.8%
		Original	116	135	100	116	113	-3	-2.6%	115	122	91	112	112	-3	-2.6%
	Modification	67	86	52	56	31	-36	-53.7%	78	62	61	51	39	-39	-50.0%	
		<b>Total</b>	<b>688</b>	<b>778</b>	<b>700</b>	<b>845</b>	<b>873</b>	<b>185</b>	<b>26.9%</b>	<b>628</b>	<b>729</b>	<b>657</b>	<b>850</b>	<b>840</b>	<b>212</b>	<b>33.8%</b>
	Crenshaw	Criminal	113	175	146	169	245	132	116.8%	71	80	157	225	172	101	142.3%
		Felony	49	39	60	67	111	62	126.5%	40	45	58	51	80	40	100.0%
		Other	64	136	86	102	134	70	109.4%	31	35	99	174	92	61	196.8%
		Civil	83	93	93	63	100	17	20.5%	85	90	107	69	92	7	8.2%
		Domestic	199	184	151	163	159	-40	-20.1%	207	161	165	132	147	-60	-29.0%
		Original	140	133	102	116	122	-18	-12.9%	140	117	106	97	110	-30	-21.4%
	Modification	59	51	49	47	37	-22	-37.3%	67	44	59	35	37	-30	-44.8%	
	<b>Juvenile</b>	<b>0</b>	<b>0</b>	<b>1</b>	<b>0</b>	<b>2</b>	<b>2</b>	<b>0.0%</b>	<b>0</b>	<b>0</b>	<b>0</b>	<b>0</b>	<b>1</b>	<b>1</b>	<b>0.0%</b>	
	<b>Total</b>	<b>395</b>	<b>452</b>	<b>391</b>	<b>395</b>	<b>506</b>	<b>111</b>	<b>28.1%</b>	<b>363</b>	<b>331</b>	<b>429</b>	<b>426</b>	<b>412</b>	<b>49</b>	<b>13.5%</b>	
Lowndes	Criminal	97	166	173	121	138	41	42.3%	91	133	141	194	123	32	35.2%	
	Felony	59	52	73	38	75	16	27.1%	48	76	59	51	59	11	22.9%	
	Other	38	114	100	83	63	25	65.8%	43	57	82	143	64	21	48.8%	
	Civil	103	87	86	102	87	-16	-15.5%	89	124	81	84	91	2	2.2%	
	Domestic	82	112	92	84	76	-6	-7.3%	81	106	104	87	64	-17	-21.0%	
	Original	53	84	64	60	63	10	18.9%	56	76	75	57	55	-1	-1.8%	
Modification	29	28	28	24	13	-16	-55.2%	25	30	29	30	9	-16	-64.0%		
	<b>Total</b>	<b>282</b>	<b>365</b>	<b>351</b>	<b>307</b>	<b>301</b>	<b>19</b>	<b>6.7%</b>	<b>261</b>	<b>363</b>	<b>326</b>	<b>365</b>	<b>278</b>	<b>17</b>	<b>6.5%</b>	

# CIRCUIT COURT CASELOAD STATISTICS, FY 2014 - 2018

Circuit	County	Jurisdiction	Cases Filed					Change 2014-2018		Cases Disposed					Change 2014-2018	
			2014	2015	2016	2017	2018	# +/-	%	2014	2015	2016	2017	2018	# +/-	%
	<b>2nd Circuit</b>	<b>Criminal</b>	574	750	736	844	971	397	69.2%	468	603	675	981	846	378	80.8%
	<b>Totals</b>	Felony	280	317	359	389	402	122	43.6%	249	335	301	395	393	144	57.8%
		Other	294	433	377	455	569	275	93.5%	219	268	374	586	453	234	106.8%
		<b>Civil</b>	327	328	310	284	328	1	0.3%	303	369	316	278	321	18	5.9%
		<b>Domestic</b>	464	517	395	419	379	-85	-18.3%	481	451	421	382	362	-119	-24.7%
		Original	309	352	266	292	298	-11	-3.6%	311	315	272	266	277	-34	-10.9%
		Modification	155	165	129	127	81	-74	-47.7%	170	136	149	116	85	-85	-50.0%
		Juvenile	0	0	1	0	2	2	0.0%	0	0	0	0	1	1	N/A
		<b>Total</b>	1,365	1,595	1,442	1,547	1,680	315	23.1%	1,252	1,423	1,412	1,641	1,530	278	22.2%
<b>3RD</b>	<b>Barbour -</b>	<b>Criminal</b>	59	54	82	29	70	11	18.6%	64	67	63	54	60	-4	-6.3%
	<b>Clayton</b>	Felony	49	49	72	23	63	14	28.6%	44	61	55	46	53	9	20.5%
		Other	10	5	10	6	7	-3	-30.0%	20	6	8	8	7	-13	-65.0%
		<b>Civil</b>	74	59	63	59	68	-6	-8.1%	68	48	50	52	73	5	7.4%
		<b>Domestic</b>	40	46	47	37	58	18	45.0%	35	29	23	21	30	-5	-14.3%
		Original	35	34	34	32	53	18	51.4%	31	27	22	20	29	-2	-6.5%
		Modification	5	12	13	5	5	0	0.0%	4	2	1	1	1	-3	-75.0%
		<b>Total</b>	173	159	192	125	196	23	13.3%	167	144	136	127	163	-4	-2.4%
	<b>Barbour -</b>	<b>Criminal</b>	222	183	156	190	198	-24	-10.8%	235	181	185	143	228	-7	-3.0%
	<b>Eufaula</b>	Felony	196	165	147	176	191	-5	-2.6%	201	170	163	133	222	21	10.4%
		Other	26	18	9	14	7	-19	-73.1%	34	11	22	10	6	-28	-82.4%
		<b>Civil</b>	122	120	91	95	112	-10	-8.2%	136	108	81	96	85	-51	-37.5%
		<b>Domestic</b>	191	160	195	201	163	-28	-14.7%	164	287	133	142	142	-22	-13.4%
		Original	150	132	129	153	132	-18	-12.0%	145	268	119	127	132	-13	-9.0%
		Modification	41	28	66	48	31	-10	-24.4%	19	19	14	15	10	-9	-47.4%
		<b>Total</b>	535	463	442	486	473	-62	-11.6%	535	576	399	381	455	-80	-15.0%
	<b>Barbour</b>	<b>Criminal</b>	281	237	238	219	268	-13	-4.6%	299	248	248	197	288	-11	-3.7%
		Felony	245	214	219	199	254	9	3.7%	245	231	218	179	275	30	12.2%
		Other	36	23	19	20	14	-22	-61.1%	54	17	30	18	13	-41	-75.9%
		<b>Civil</b>	196	179	154	154	180	-16	-8.2%	204	156	131	148	158	-46	-22.5%
		<b>Domestic</b>	231	206	242	238	221	-10	-4.3%	199	316	156	163	172	-27	-13.6%
		Original	185	166	163	185	185	0	0.0%	176	295	141	147	161	-15	-8.5%
		Modification	46	40	79	53	36	-10	-21.7%	23	21	15	16	11	-12	-52.2%
		<b>Total</b>	708	622	634	611	669	-39	-5.5%	702	720	535	508	618	-84	-12.0%
	<b>Bullock</b>	<b>Criminal</b>	61	76	79	94	65	4	6.6%	89	65	67	72	67	-22	-24.7%
		Felony	47	50	50	67	45	-2	-4.3%	70	46	49	58	48	-22	-31.4%
		Other	14	26	29	27	20	6	42.9%	19	19	18	14	19	0	0.0%
		<b>Civil</b>	107	96	114	110	99	-8	-7.5%	80	64	98	69	102	22	27.5%
		<b>Domestic</b>	30	47	37	44	41	11	36.7%	25	26	23	34	31	6	24.0%
		Original	18	38	24	35	27	9	50.0%	17	21	16	28	25	8	47.1%
		Modification	12	9	13	9	14	2	16.7%	8	5	7	6	6	-2	-25.0%
		<b>Total</b>	198	219	230	248	205	7	3.5%	194	155	188	175	201	7	3.6%
	<b>3rd Circuit</b>	<b>Criminal</b>	342	313	317	313	333	-9	-2.6%	388	313	315	269	355	-33	-8.5%
	<b>Totals</b>	Felony	292	264	269	266	299	7	2.4%	315	277	267	237	323	8	2.5%
		Other	50	49	48	47	34	-16	-32.0%	73	36	48	32	32	-41	-56.2%
		<b>Civil</b>	303	275	268	264	279	-24	-7.9%	284	220	229	217	260	-24	-8.5%
		<b>Domestic</b>	261	253	279	282	262	1	0.4%	224	342	179	197	203	-21	-9.4%
		Original	203	204	187	220	212	9	4.4%	193	316	157	175	186	-7	-3.6%
		Modification	58	49	92	62	50	-8	-13.8%	31	26	22	22	17	-14	-45.2%
		<b>Total</b>	906	841	864	859	874	-32	-3.5%	896	875	723	683	819	-77	-8.6%
<b>4TH</b>	<b>Bibb</b>	<b>Criminal</b>	244	287	267	236	181	-63	-25.8%	246	266	223	166	195	-51	-20.7%
		Felony	107	130	129	148	79	-28	-26.2%	120	109	104	85	127	7	5.8%
		Other	137	157	138	88	102	-35	-25.5%	126	157	119	81	68	-58	-46.0%
		<b>Civil</b>	136	140	126	153	115	-21	-15.4%	124	100	115	122	97	-27	-21.8%
		<b>Domestic</b>	226	239	250	223	231	5	2.2%	226	209	227	232	224	-2	-0.9%
		Original	135	168	166	153	186	51	37.8%	137	135	146	162	165	28	20.4%
		Modification	91	71	84	70	45	-46	-50.5%	89	74	81	70	59	-30	-33.7%
		Juvenile	1	0	0	0	0	-1	-100.0%	0	0	0	0	0	0	N/A
		<b>Total</b>	607	666	643	612	527	-80	-13.2%	596	575	565	520	516	-80	-13.4%

# CIRCUIT COURT CASELOAD STATISTICS, FY 2014 - 2018

Circuit	County	Jurisdiction	Cases Filed					Change 2014-2018		Cases Disposed					Change 2014-2018	
			2014	2015	2016	2017	2018	# +/-	%	2014	2015	2016	2017	2018	# +/-	%
	<b>Dallas</b>	<b>Criminal</b>	433	401	364	242	350	-83	-19.2%	441	336	317	314	261	-180	-40.8%
		Felony	259	255	224	132	247	-12	-4.6%	300	238	215	231	183	-117	-39.0%
		Other	174	146	140	110	103	-71	-40.8%	141	98	102	83	78	-63	-44.7%
		<b>Civil</b>	361	393	308	325	341	-20	-5.5%	316	321	222	279	257	-59	-18.7%
		<b>Domestic</b>	329	357	304	274	260	-69	-21.0%	277	292	246	243	215	-62	-22.4%
		Original	226	238	182	196	205	-21	-9.3%	195	196	143	160	168	-27	-13.8%
		Modification	103	119	122	78	55	-48	-46.6%	82	96	103	83	47	-35	-42.7%
		<b>Juvenile</b>	5	0	2	0	0	-5	-100.0%	5	0	2	0	0	-5	-100.0%
		<b>Total</b>	<b>1,128</b>	<b>1,151</b>	<b>978</b>	<b>841</b>	<b>951</b>	<b>-177</b>	<b>-15.7%</b>	<b>1,039</b>	<b>949</b>	<b>787</b>	<b>836</b>	<b>733</b>	<b>-306</b>	<b>-29.5%</b>
	<b>Hale</b>	<b>Criminal</b>	107	107	75	71	70	-37	-34.6%	48	84	81	75	84	36	75.0%
		Felony	88	76	56	56	40	-48	-54.5%	35	70	58	53	58	23	65.7%
		Other	19	31	19	15	30	11	57.9%	13	14	23	22	26	13	100.0%
		<b>Civil</b>	108	109	121	94	120	12	11.1%	94	97	112	82	107	13	13.8%
		<b>Domestic</b>	85	122	111	99	87	2	2.4%	81	90	88	70	70	-11	-13.6%
		Original	71	95	78	78	69	-2	-2.8%	75	78	69	60	50	-25	-33.3%
		Modification	14	27	33	21	18	4	28.6%	6	12	19	10	20	14	233.3%
		<b>Total</b>	<b>300</b>	<b>338</b>	<b>307</b>	<b>264</b>	<b>277</b>	<b>-23</b>	<b>-7.7%</b>	<b>223</b>	<b>271</b>	<b>281</b>	<b>227</b>	<b>261</b>	<b>38</b>	<b>17.0%</b>
	<b>Perry</b>	<b>Criminal</b>	90	80	94	92	72	-18	-20.0%	87	95	102	115	92	5	5.7%
		Felony	51	46	39	58	29	-22	-43.1%	49	60	36	55	32	-17	-34.7%
		Other	39	34	55	34	43	4	10.3%	38	35	66	60	60	22	57.9%
		<b>Civil</b>	111	109	100	95	73	-38	-34.2%	92	127	101	109	112	20	21.7%
		<b>Domestic</b>	52	46	47	44	44	-8	-15.4%	44	73	56	46	49	5	11.4%
		Original	34	31	28	37	35	1	2.9%	29	59	39	34	40	11	37.9%
		Modification	18	15	19	7	9	-9	-50.0%	15	14	17	12	9	-6	-40.0%
		<b>Total</b>	<b>253</b>	<b>235</b>	<b>241</b>	<b>231</b>	<b>189</b>	<b>-64</b>	<b>-25.3%</b>	<b>223</b>	<b>295</b>	<b>259</b>	<b>270</b>	<b>253</b>	<b>30</b>	<b>13.5%</b>
	<b>Wilcox</b>	<b>Criminal</b>	50	91	56	73	52	2	4.0%	54	54	53	69	67	13	24.1%
		Felony	34	75	46	61	49	15	44.1%	37	50	39	51	45	8	21.6%
		Other	16	16	10	12	3	-13	-81.3%	17	4	14	18	22	5	29.4%
		<b>Civil</b>	112	115	104	119	109	-3	-2.7%	109	96	82	78	171	62	56.9%
		<b>Domestic</b>	66	52	44	62	56	-10	-15.2%	58	54	39	46	50	-8	-13.8%
		Original	51	40	27	47	45	-6	-11.8%	45	42	27	35	36	-9	-20.0%
		Modification	15	12	17	15	11	-4	-26.7%	13	12	12	11	14	1	7.7%
		<b>Juvenile</b>	0	0	0	1	0	0	100.0%	0	0	0	0	0	0	N/A
		<b>Total</b>	<b>228</b>	<b>258</b>	<b>204</b>	<b>255</b>	<b>217</b>	<b>-11</b>	<b>-4.8%</b>	<b>221</b>	<b>204</b>	<b>174</b>	<b>193</b>	<b>288</b>	<b>67</b>	<b>30.3%</b>
	<b>4th Circuit</b>	<b>Criminal</b>	924	966	856	714	725	-199	-21.5%	876	835	776	739	699	-177	-20.2%
	<b>Totals</b>	Felony	539	582	494	455	444	-95	-17.6%	541	527	452	475	445	-96	-17.7%
		Other	385	384	362	259	281	-104	-27.0%	335	308	324	264	254	-81	-24.2%
		<b>Civil</b>	828	866	759	786	758	-70	-8.5%	735	741	632	670	744	9	1.2%
		<b>Domestic</b>	758	816	756	702	678	-80	-10.6%	686	718	656	637	608	-78	-11.4%
		Original	517	572	481	511	540	23	4.4%	481	510	424	451	459	-22	-4.6%
		Modification	241	244	275	191	138	-103	-42.7%	205	208	232	186	149	-56	-27.3%
		<b>Juvenile</b>	6	0	2	1	0	-6	-100.0%	5	5	2	2	0	-5	-100.0%
		<b>Total</b>	<b>2,516</b>	<b>2,648</b>	<b>2,373</b>	<b>2,203</b>	<b>2,161</b>	<b>-355</b>	<b>-14.1%</b>	<b>2,302</b>	<b>2,299</b>	<b>2,066</b>	<b>2,048</b>	<b>2,051</b>	<b>-251</b>	<b>-10.9%</b>
	<b>5TH</b>	<b>Chambers</b>	966	730	639	686	735	-231	-23.9%	628	795	649	645	645	17	2.7%
		Felony	608	427	354	357	383	-225	-37.0%	376	426	355	334	289	-87	-23.1%
		Other	358	303	285	329	352	-6	-1.7%	252	369	294	311	356	104	41.3%
		<b>Civil</b>	275	216	230	245	253	-22	-8.0%	237	304	202	212	228	-9	-3.8%
		<b>Domestic</b>	305	305	282	247	213	-92	-30.2%	288	370	239	260	197	-91	-31.6%
		Original	225	228	196	185	161	-64	-28.4%	203	276	170	188	145	-58	-28.6%
		Modification	80	77	86	62	52	-28	-35.0%	85	94	69	72	52	-33	-38.8%
		<b>Total</b>	<b>1,546</b>	<b>1,251</b>	<b>1,151</b>	<b>1,178</b>	<b>1,201</b>	<b>-345</b>	<b>-22.3%</b>	<b>1,153</b>	<b>1,469</b>	<b>1,090</b>	<b>1,117</b>	<b>1,070</b>	<b>-83</b>	<b>-7.2%</b>

# CIRCUIT COURT CASELOAD STATISTICS, FY 2014 - 2018

Circuit	County	Jurisdiction	Cases Filed					Change 2014-2018		Cases Disposed					Change 2014-2018	
			2014	2015	2016	2017	2018	# +/-	%	2014	2015	2016	2017	2018	# +/-	%
	<b>Macon</b>	<b>Criminal</b>	<b>160</b>	<b>176</b>	<b>133</b>	<b>156</b>	<b>206</b>	<b>46</b>	<b>28.8%</b>	<b>242</b>	<b>161</b>	<b>135</b>	<b>151</b>	<b>222</b>	<b>-20</b>	<b>-8.3%</b>
		Felony	116	127	72	98	142	26	22.4%	195	113	90	103	159	-36	-18.5%
		Other	44	49	61	58	64	20	45.5%	47	48	45	48	63	16	34.0%
		<b>Civil</b>	<b>220</b>	<b>207</b>	<b>190</b>	<b>205</b>	<b>203</b>	<b>-17</b>	<b>-7.7%</b>	<b>195</b>	<b>196</b>	<b>186</b>	<b>198</b>	<b>167</b>	<b>-28</b>	<b>-14.4%</b>
		<b>Domestic</b>	<b>98</b>	<b>106</b>	<b>89</b>	<b>85</b>	<b>95</b>	<b>-3</b>	<b>-3.1%</b>	<b>72</b>	<b>88</b>	<b>74</b>	<b>76</b>	<b>88</b>	<b>16</b>	<b>22.2%</b>
		Original	80	91	78	70	76	-4	-5.0%	63	77	64	65	64	1	1.6%
		Modification	18	15	11	15	19	1	5.6%	9	11	10	11	24	15	166.7%
		<b>Total</b>	<b>478</b>	<b>489</b>	<b>412</b>	<b>446</b>	<b>504</b>	<b>26</b>	<b>5.4%</b>	<b>509</b>	<b>445</b>	<b>395</b>	<b>425</b>	<b>477</b>	<b>-32</b>	<b>-6.3%</b>
	<b>Randolph</b>	<b>Criminal</b>	<b>376</b>	<b>340</b>	<b>305</b>	<b>314</b>	<b>239</b>	<b>-137</b>	<b>-36.4%</b>	<b>423</b>	<b>364</b>	<b>319</b>	<b>317</b>	<b>239</b>	<b>-184</b>	<b>-43.5%</b>
		Felony	227	180	150	193	150	-77	-33.9%	266	209	173	184	143	-123	-46.2%
		Other	149	160	155	121	89	-60	-40.3%	157	155	146	133	96	-61	-38.9%
		<b>Civil</b>	<b>171</b>	<b>134</b>	<b>138</b>	<b>137</b>	<b>185</b>	<b>14</b>	<b>8.2%</b>	<b>186</b>	<b>218</b>	<b>150</b>	<b>124</b>	<b>159</b>	<b>-27</b>	<b>-14.5%</b>
		<b>Domestic</b>	<b>210</b>	<b>196</b>	<b>194</b>	<b>225</b>	<b>183</b>	<b>-27</b>	<b>-12.9%</b>	<b>200</b>	<b>250</b>	<b>191</b>	<b>194</b>	<b>214</b>	<b>14</b>	<b>7.0%</b>
		Original	142	147	141	147	123	-19	-13.4%	134	171	139	136	143	9	6.7%
		Modification	68	49	53	78	60	-8	-11.8%	66	79	52	58	71	5	7.6%
		<b>Total</b>	<b>757</b>	<b>670</b>	<b>637</b>	<b>676</b>	<b>607</b>	<b>-150</b>	<b>-19.8%</b>	<b>809</b>	<b>832</b>	<b>660</b>	<b>635</b>	<b>612</b>	<b>-197</b>	<b>-24.4%</b>
	<b>Tallapoosa -</b>	<b>Criminal</b>	<b>753</b>	<b>710</b>	<b>485</b>	<b>475</b>	<b>659</b>	<b>-94</b>	<b>-12.5%</b>	<b>754</b>	<b>712</b>	<b>475</b>	<b>433</b>	<b>618</b>	<b>-136</b>	<b>-18.0%</b>
	<b>Alexander</b>	Felony	444	519	307	276	492	48	10.8%	468	545	329	285	432	-36	-7.7%
	<b>City</b>	Other	309	191	178	199	167	-142	-46.0%	286	167	146	148	186	-100	-35.0%
		<b>Civil</b>	<b>217</b>	<b>181</b>	<b>211</b>	<b>205</b>	<b>237</b>	<b>20</b>	<b>9.2%</b>	<b>200</b>	<b>159</b>	<b>142</b>	<b>164</b>	<b>196</b>	<b>-4</b>	<b>-2.0%</b>
		<b>Domestic</b>	<b>235</b>	<b>227</b>	<b>214</b>	<b>182</b>	<b>159</b>	<b>-76</b>	<b>-32.3%</b>	<b>215</b>	<b>221</b>	<b>195</b>	<b>162</b>	<b>173</b>	<b>-42</b>	<b>-19.5%</b>
		Original	155	158	132	135	119	-36	-23.2%	151	152	128	122	127	-24	-15.9%
		Modification	80	69	82	47	40	-40	-50.0%	64	69	67	40	46	-18	-28.1%
		<b>Total</b>	<b>1,205</b>	<b>1,118</b>	<b>910</b>	<b>862</b>	<b>1,055</b>	<b>-150</b>	<b>-12.4%</b>	<b>1,169</b>	<b>1,092</b>	<b>812</b>	<b>759</b>	<b>987</b>	<b>-182</b>	<b>-15.6%</b>
	<b>Tallapoosa -</b>	<b>Criminal</b>	<b>310</b>	<b>403</b>	<b>297</b>	<b>398</b>	<b>502</b>	<b>192</b>	<b>61.9%</b>	<b>290</b>	<b>345</b>	<b>373</b>	<b>442</b>	<b>326</b>	<b>36</b>	<b>12.4%</b>
	<b>Dadeville</b>	Felony	202	277	215	270	368	166	82.2%	185	223	254	324	218	33	17.8%
		Other	108	126	82	128	134	26	24.1%	105	122	119	118	108	3	2.9%
		<b>Civil</b>	<b>163</b>	<b>111</b>	<b>137</b>	<b>171</b>	<b>180</b>	<b>17</b>	<b>10.4%</b>	<b>187</b>	<b>272</b>	<b>119</b>	<b>166</b>	<b>172</b>	<b>-15</b>	<b>-8.0%</b>
		<b>Domestic</b>	<b>173</b>	<b>176</b>	<b>194</b>	<b>148</b>	<b>122</b>	<b>-51</b>	<b>-29.5%</b>	<b>217</b>	<b>327</b>	<b>172</b>	<b>115</b>	<b>99</b>	<b>-118</b>	<b>-54.4%</b>
		Original	124	128	123	107	90	-34	-27.4%	146	193	119	89	80	-66	-45.2%
		Modification	49	48	71	41	32	-17	-34.7%	71	134	53	26	19	-52	-73.2%
		<b>Total</b>	<b>646</b>	<b>690</b>	<b>628</b>	<b>717</b>	<b>804</b>	<b>158</b>	<b>24.5%</b>	<b>694</b>	<b>944</b>	<b>664</b>	<b>723</b>	<b>597</b>	<b>-97</b>	<b>-14.0%</b>
	<b>Tallapoosa</b>	<b>Criminal</b>	<b>1,063</b>	<b>1,113</b>	<b>782</b>	<b>873</b>	<b>1,161</b>	<b>98</b>	<b>9.2%</b>	<b>1,044</b>	<b>1,057</b>	<b>848</b>	<b>875</b>	<b>944</b>	<b>-100</b>	<b>-9.6%</b>
		Felony	646	796	522	546	860	214	33.1%	653	768	583	609	650	-3	-0.5%
		Other	417	317	260	327	301	-116	-27.8%	391	289	265	266	294	-97	-24.8%
		<b>Civil</b>	<b>380</b>	<b>292</b>	<b>348</b>	<b>376</b>	<b>417</b>	<b>37</b>	<b>9.7%</b>	<b>387</b>	<b>431</b>	<b>261</b>	<b>330</b>	<b>368</b>	<b>-19</b>	<b>-4.9%</b>
		<b>Domestic</b>	<b>408</b>	<b>403</b>	<b>408</b>	<b>330</b>	<b>281</b>	<b>-127</b>	<b>-31.1%</b>	<b>432</b>	<b>548</b>	<b>367</b>	<b>277</b>	<b>272</b>	<b>-160</b>	<b>-37.0%</b>
		Original	279	286	255	242	209	-70	-25.1%	297	345	247	211	207	-90	-30.3%
		Modification	129	117	153	88	72	-57	-44.2%	135	203	120	66	65	-70	-51.9%
		<b>Total</b>	<b>1,851</b>	<b>1,808</b>	<b>1,538</b>	<b>1,579</b>	<b>1,859</b>	<b>8</b>	<b>0.4%</b>	<b>1,863</b>	<b>2,036</b>	<b>1,476</b>	<b>1,482</b>	<b>1,584</b>	<b>-279</b>	<b>-15.0%</b>
	<b>5th Circuit</b>	<b>Criminal</b>	<b>2,565</b>	<b>2,359</b>	<b>1,859</b>	<b>2,029</b>	<b>2,341</b>	<b>-224</b>	<b>-8.7%</b>	<b>2,337</b>	<b>2,377</b>	<b>1,951</b>	<b>1,988</b>	<b>2,050</b>	<b>-287</b>	<b>-12.3%</b>
	<b>Totals</b>	Felony	1,597	1,530	1,098	1,194	1,535	-62	-3.9%	1,490	1,516	1,201	1,230	1,241	-249	-16.7%
		Other	968	829	761	835	806	-162	-16.7%	847	861	750	758	809	-38	-4.5%
		<b>Civil</b>	<b>1,046</b>	<b>849</b>	<b>906</b>	<b>963</b>	<b>1,058</b>	<b>12</b>	<b>1.1%</b>	<b>1,005</b>	<b>1,149</b>	<b>799</b>	<b>864</b>	<b>922</b>	<b>-83</b>	<b>-8.3%</b>
		<b>Domestic</b>	<b>1,021</b>	<b>1,010</b>	<b>973</b>	<b>887</b>	<b>772</b>	<b>-249</b>	<b>-24.4%</b>	<b>992</b>	<b>1,256</b>	<b>871</b>	<b>807</b>	<b>771</b>	<b>-221</b>	<b>-22.3%</b>
		Original	726	752	670	644	569	-157	-21.6%	697	869	620	600	559	-138	-19.8%
		Modification	295	258	303	243	203	-92	-31.2%	295	387	251	207	212	-83	-28.1%
		<b>Total</b>	<b>4,632</b>	<b>4,218</b>	<b>3,738</b>	<b>3,879</b>	<b>4,171</b>	<b>-461</b>	<b>-10.0%</b>	<b>4,334</b>	<b>4,782</b>	<b>3,621</b>	<b>3,659</b>	<b>3,743</b>	<b>-591</b>	<b>-13.6%</b>

# CIRCUIT COURT CASELOAD STATISTICS, FY 2014 - 2018

Circuit	County	Jurisdiction	Cases Filed					Change		Cases Disposed					Change			
			2014	2015	2016	2017	2018	2014-2018		2014	2015	2016	2017	2018	2014-2018			
								# +/-	%						# +/-	%		
6TH	Tuscaloosa	Criminal	4,130	5,024	4,645	5,730	4,773	643	15.6%	5,027	5,072	4,416	5,445	5,607	580	11.5%		
		Felony	1,656	2,449	2,273	3,251	2,305	649	39.2%	2,937	2,539	2,158	2,949	3,047	110	3.7%		
		Other	2,474	2,575	2,372	2,479	2,468	-6	-0.2%	2,090	2,533	2,258	2,496	2,560	470	22.5%		
		Civil	1,842	1,721	1,714	1,913	1,763	-79	-4.3%	1,940	1,721	1,512	1,626	1,556	-384	-19.8%		
		Domestic	1,876	1,837	1,764	1,817	1,884	8	0.4%	1,977	1,840	1,757	1,788	1,845	-132	-6.7%		
		Original	1,431	1,418	1,374	1,471	1,541	110	7.7%	1,493	1,419	1,381	1,438	1,508	15	1.0%		
		Modification	445	419	390	346	343	-102	-22.9%	484	421	376	350	337	-147	-30.4%		
		Juvenile	1,282	1,201	1,246	1,192	1,275	-7	-0.5%	1,201	1,272	1,244	1,215	1,175	-26	-2.2%		
		Child Support	1,417	1,318	1,286	1,037	1,066	-351	-24.8%	1,502	1,855	1,234	1,128	1,127	-375	-25.0%		
		Total	10,547	11,101	10,655	11,689	10,761	214	2.0%	11,647	11,760	10,163	11,202	11,310	-337	-2.9%		
7TH	Calhoun	Criminal	3,461	3,140	3,736	3,967	4,813	1,352	39.1%	2,895	3,198	3,817	4,192	4,374	1,479	51.1%		
		Felony	1,970	1,896	2,006	1,933	2,588	618	31.4%	1,626	1,849	2,030	2,269	2,355	729	44.8%		
		Other	1,491	1,244	1,730	2,034	2,225	734	49.2%	1,269	1,349	1,787	1,923	2,019	750	59.1%		
		Civil	838	791	688	798	779	-59	-7.0%	810	1,001	775	818	758	-52	-6.4%		
		Domestic	1,554	1,464	1,492	1,365	1,352	-202	-13.0%	1,587	1,639	1,524	1,436	1,356	-231	-14.6%		
		Original	1,116	1,062	1,110	1,067	1,053	-63	-5.6%	1,145	1,185	1,137	1,064	1,077	-68	-5.9%		
		Modification	438	402	382	298	299	-139	-31.7%	442	454	387	372	279	-163	-36.9%		
		Juvenile	1,174	1,127	1,061	1,056	1,274	100	8.5%	1,098	1,173	1,082	1,109	1,266	168	15.3%		
		Child Support	1,216	1,191	1,210	991	1,011	-205	-16.9%	1,275	1,219	1,317	1,089	1,053	-222	-17.4%		
		Total	8,243	7,713	8,187	8,177	9,229	986	12.0%	7,665	8,230	8,515	8,644	8,807	1,142	14.9%		
	Cleburne	Criminal	260	368	623	664	691	431	165.8%	289	349	466	562	617	328	113.5%		
		Felony	125	211	334	331	301	176	140.8%	119	187	243	310	269	150	126.1%		
		Other	135	157	289	333	390	255	188.9%	170	162	223	252	348	178	104.7%		
		Civil	74	98	76	70	80	6	8.1%	81	123	70	81	88	7	8.6%		
		Domestic	243	226	241	216	191	-52	-21.4%	204	292	274	217	185	-19	-9.3%		
		Original	157	145	154	160	140	-17	-10.8%	120	193	177	157	134	14	11.7%		
		Modification	86	81	87	56	51	-35	-40.7%	84	99	97	60	51	-33	-39.3%		
		Total	577	692	940	950	962	385	66.7%	574	764	810	860	890	316	55.1%		
			7th Circuit	Criminal	3,721	3,508	4,359	4,631	5,504	1,783	47.9%	3,184	3,547	4,283	4,754	4,991	1,807	56.8%
				Felony	2,095	2,107	2,340	2,264	2,889	794	37.9%	1,745	2,036	2,273	2,579	2,624	879	50.4%
Other	1,626			1,401	2,019	2,367	2,615	989	60.8%	1,439	1,511	2,010	2,175	2,367	928	64.5%		
Civil	912			889	764	868	859	-53	-5.8%	891	1,124	845	899	846	-45	-5.1%		
Domestic	1,797			1,690	1,733	1,581	1,543	-254	-14.1%	1,791	1,931	1,798	1,653	1,541	-250	-14.0%		
Original	1,273			1,207	1,264	1,227	1,193	-80	-6.3%	1,265	1,378	1,314	1,221	1,211	-54	-4.3%		
Modification	524			483	469	354	350	-174	-33.2%	526	553	484	432	330	-196	-37.3%		
Juvenile	1,174			1,127	1,061	1,056	1,274	100	8.5%	1,098	1,173	1,082	1,109	1,266	168	15.3%		
Child Support	1,216			1,191	1,210	991	1,011	-205	-16.9%	1,275	1,219	1,317	1,089	1,053	-222	-17.4%		
Total	8,820			8,405	9,127	9,127	10,191	1,371	15.5%	8,239	8,994	9,325	9,504	9,697	1,458	17.7%		
	8TH	Morgan	Criminal	2,107	2,007	2,584	2,171	2,587	480	22.8%	2,089	2,206	2,283	2,794	2,852	763	36.5%	
			Felony	938	767	1,141	891	949	11	1.2%	1,096	993	804	1,368	1,165	69	6.3%	
			Other	1,169	1,240	1,443	1,280	1,638	469	40.1%	993	1,213	1,479	1,426	1,687	694	69.9%	
			Civil	840	644	650	654	682	-158	-18.8%	805	754	727	650	665	-140	-17.4%	
			Domestic	1,404	1,461	1,412	1,327	1,326	-78	-5.6%	1,394	1,443	1,500	1,395	1,314	-80	-5.7%	
			Original	850	859	886	894	888	38	4.5%	861	867	909	888	877	16	1.9%	
			Modification	554	602	526	433	438	-116	-20.9%	533	576	591	507	437	-96	-18.0%	
			Juvenile	1	1	0	0	0	-1	N/A	0	1	0	0	0	0	N/A	
			Total	4,352	4,113	4,646	4,152	4,595	243	5.6%	4,288	4,404	4,510	4,839	4,831	543	12.7%	

# CIRCUIT COURT CASELOAD STATISTICS, FY 2014 - 2018

Circuit	County	Jurisdiction	Cases Filed					Change 2014-2018		Cases Disposed					Change 2014-2018	
			2014	2015	2016	2017	2018	# +/-	%	2014	2015	2016	2017	2018	# +/-	%
9TH	Cherokee	Criminal	613	554	589	1,072	939	326	53.2%	737	569	563	810	1,079	342	46.4%
		Felony	335	245	219	523	371	36	10.7%	425	250	237	384	331	-94	-22.1%
		Other	278	309	370	549	568	290	104.3%	312	319	326	426	748	436	139.7%
		Civil	159	176	155	152	152	-7	-4.4%	154	155	170	147	163	9	5.8%
		Domestic	348	319	322	323	325	-23	-6.6%	359	292	325	302	303	-56	-15.6%
		Original	189	170	156	153	148	-41	-21.7%	197	158	169	144	132	-65	-33.0%
		Modification	159	149	166	170	177	18	11.3%	162	134	156	158	171	9	5.6%
<b>Total</b>	<b>1,120</b>	<b>1,049</b>	<b>1,066</b>	<b>1,547</b>	<b>1,416</b>	<b>296</b>	<b>26.4%</b>	<b>1,250</b>	<b>1,016</b>	<b>1,058</b>	<b>1,259</b>	<b>1,545</b>	<b>295</b>	<b>23.6%</b>		
DeKalb	Cherokee	Criminal	453	573	881	845	818	365	80.6%	739	638	896	1,062	1,069	330	44.7%
		Felony	362	458	755	787	738	376	103.9%	430	382	479	666	676	246	57.2%
		Other	91	115	126	58	80	-11	-12.1%	309	256	417	396	393	84	27.2%
		Civil	371	378	358	349	411	40	10.8%	415	443	374	353	345	-70	-16.9%
		Domestic	759	683	722	696	674	-85	-11.2%	748	675	672	624	715	-33	-4.4%
		Original	541	484	549	545	554	13	2.4%	518	466	510	505	554	36	6.9%
		Modification	218	199	173	151	120	-98	-45.0%	230	209	162	119	161	-69	-30.0%
Juvenile	0	0	3	0	5	0	N/A	0	0	3	0	0	0	0	N/A	
<b>Total</b>	<b>1,583</b>	<b>1,634</b>	<b>1,964</b>	<b>1,890</b>	<b>1,908</b>	<b>325</b>	<b>20.5%</b>	<b>1,902</b>	<b>1,756</b>	<b>1,945</b>	<b>2,039</b>	<b>2,129</b>	<b>227</b>	<b>11.9%</b>		
9th Circuit	Criminal	1,066	1,127	1,470	1,917	1,757	691	64.8%	1,476	1,207	1,459	1,872	2,148	672	45.5%	
Totals	Felony	697	703	974	1,310	1,109	412	59.1%	855	632	716	1,050	1,007	152	17.8%	
	Other	369	424	496	607	648	279	75.6%	621	575	743	822	1,141	520	83.7%	
	Civil	530	554	513	501	563	33	6.2%	569	598	544	500	508	-61	-10.7%	
	Domestic	1,107	1,002	1,044	1,019	999	-108	-9.8%	1,107	967	997	926	1,018	-89	-8.0%	
	Original	730	654	705	698	702	-28	-3.8%	715	624	679	649	686	-29	-4.1%	
	Modification	377	348	339	321	297	-80	-21.2%	392	343	318	277	332	-60	-15.3%	
	Juvenile	0	0	3	0	5	5	N/A	0	0	3	0	0	0	N/A	
<b>Total</b>	<b>2,703</b>	<b>2,683</b>	<b>3,030</b>	<b>3,437</b>	<b>3,324</b>	<b>621</b>	<b>23.0%</b>	<b>3,152</b>	<b>2,772</b>	<b>3,003</b>	<b>3,298</b>	<b>3,674</b>	<b>522</b>	<b>16.6%</b>		
10TH	Jefferson - Bessemer	Criminal	1,961	2,079	2,034	1,642	1,589	-372	-19.0%	1,706	1,908	1,728	1,511	1,241	-465	-27.3%
		Felony	1,316	1,425	1,436	1,230	1,228	-88	-6.7%	1,192	1,383	1,197	1,078	968	-224	-18.8%
		Other	645	654	598	412	361	-284	-44.0%	514	525	531	433	273	-241	-46.9%
		Civil	1,023	1,001	944	1,082	1,032	9	0.9%	1,058	985	856	925	949	-109	-10.3%
		Domestic	1,006	1,008	970	817	948	-58	-5.8%	856	1,019	785	897	815	-41	-4.8%
		Original	819	812	788	670	786	-33	-4.0%	745	891	690	748	682	-63	-8.5%
		Modification	187	196	182	147	162	-25	-13.4%	111	128	95	149	133	22	19.8%
		Juvenile	1,176	896	806	865	746	-430	-36.6%	1,060	1,005	831	1,026	706	-354	-33.4%
		Child Support	1,024	1,082	1,216	1,429	1,000	-24	-2.3%	1,507	3,293	1,168	1,534	1,157	-350	-23.2%
		<b>Total</b>	<b>6,190</b>	<b>6,066</b>	<b>5,970</b>	<b>5,835</b>	<b>5,315</b>	<b>-875</b>	<b>-14.1%</b>	<b>6,187</b>	<b>8,210</b>	<b>5,368</b>	<b>5,893</b>	<b>4,868</b>	<b>-1,319</b>	<b>-21.3%</b>
Jefferson - Birmingham	Cherokee	Criminal	5,927	6,023	5,821	4,968	5,045	-882	-14.9%	5,514	5,692	5,378	5,465	4,612	-902	-16.4%
		Felony	3,376	3,878	3,426	2,772	3,015	-361	-10.7%	3,020	3,642	3,313	3,141	2,637	-383	-12.7%
		Other	2,551	2,145	2,395	2,196	2,030	-521	-20.4%	2,494	2,050	2,065	2,324	1,975	-519	-20.8%
		Civil	5,977	5,504	5,270	5,841	5,699	-278	-4.7%	6,074	5,337	5,155	5,373	5,914	-160	-2.6%
		Domestic	4,388	4,461	4,487	4,187	4,170	-218	-5.0%	4,322	4,361	4,589	3,895	4,985	663	15.3%
		Original	3,414	3,519	3,557	3,481	3,484	70	2.1%	3,351	3,311	3,549	3,135	4,008	657	19.6%
		Modification	974	942	930	706	686	-288	-29.6%	971	1,050	1,040	760	977	6	0.6%
		Juvenile	3,740	3,078	2,923	2,834	2,824	-916	-24.5%	3,802	3,123	2,869	2,564	2,658	-1,144	-30.1%
		Child Support	4,674	3,358	3,341	2,589	2,297	-2,377	-50.9%	11,067	5,293	3,234	3,167	3,166	-7,901	-71.4%
		<b>Total</b>	<b>24,706</b>	<b>22,424</b>	<b>21,842</b>	<b>20,419</b>	<b>20,035</b>	<b>-4,671</b>	<b>-18.9%</b>	<b>30,779</b>	<b>23,806</b>	<b>21,225</b>	<b>20,464</b>	<b>21,335</b>	<b>-9,444</b>	<b>-30.7%</b>
10th Circuit	Criminal	7,888	8,102	7,855	6,610	6,634	-1,254	-15.9%	7,220	7,600	7,106	6,976	5,853	-1,367	-18.9%	
Totals	Felony	4,692	5,303	4,862	4,002	4,243	-449	-9.6%	4,212	5,025	4,510	4,219	3,605	-607	-14.4%	
	Other	3,196	2,799	2,993	2,608	2,391	-805	-25.2%	3,008	2,575	2,596	2,757	2,248	-760	-25.3%	
	Civil	7,000	6,505	6,214	6,923	6,731	-269	-3.8%	7,132	6,322	6,011	6,298	6,863	-269	-3.8%	
	Domestic	5,394	5,469	5,457	5,004	5,118	-276	-5.1%	5,178	5,380	5,374	4,792	5,800	622	12.0%	
	Original	4,233	4,331	4,345	4,151	4,270	37	0.9%	4,096	4,202	4,239	3,883	4,690	594	14.5%	
	Modification	1,161	1,138	1,112	853	848	-313	-27.0%	1,082	1,178	1,135	909	1,110	28	2.6%	
	Juvenile	4,916	3,974	3,729	3,699	3,570	-1,346	-27.4%	4,862	4,128	3,700	3,590	3,364	-1,498	-30.8%	
	Child Support	5,698	4,440	4,557	4,018	3,297	-2,401	-42.1%	12,574	8,586	4,402	4,701	4,323	-8,251	-65.6%	
<b>Total</b>	<b>30,896</b>	<b>28,490</b>	<b>27,812</b>	<b>26,254</b>	<b>25,350</b>	<b>-5,546</b>	<b>-18.0%</b>	<b>36,966</b>	<b>32,016</b>	<b>26,593</b>	<b>26,357</b>	<b>26,203</b>	<b>-10,763</b>	<b>-29.1%</b>		



# CIRCUIT COURT CASELOAD STATISTICS, FY 2014 - 2018

Circuit	County	Jurisdiction	Cases Filed					Change 2014-2018		Cases Disposed					Change 2014-2018		
			2014	2015	2016	2017	2018	# +/-	%	2014	2015	2016	2017	2018	# +/-	%	
11TH	Lauderdale	Criminal	1,182	1,396	1,326	1,596	1,650	468	39.6%	1,264	1,428	1,442	1,379	1,527	263	20.8%	
		Felony	620	626	617	905	920	300	48.4%	767	701	719	749	926	159	20.7%	
		Other	562	770	709	691	730	168	29.9%	497	727	723	630	601	104	20.9%	
		Civil	576	509	436	485	541	-35	-6.1%	732	705	459	495	450	-282	-38.5%	
		Domestic	1,076	1,061	960	889	948	-128	-11.9%	1,027	1,118	1,057	1,043	948	-79	-7.7%	
		Original	779	758	668	659	721	-58	-7.4%	739	774	718	795	711	-28	-3.8%	
		Modification	297	303	292	230	227	-70	-23.6%	288	344	339	248	237	-51	-17.7%	
		Juvenile	1,153	1,052	1,038	1,252	1,142	-11	-1.0%	1,144	1,005	1,071	1,126	1,099	-45	-3.9%	
		Child Support	772	781	655	616	510	-262	-33.9%	727	805	633	613	461	-266	-36.6%	
		Total	4,759	4,799	4,415	4,838	4,791	32	0.7%	4,894	5,061	4,662	4,656	4,485	-409	-8.4%	
12TH	Coffee - Elba	Criminal	112	246	196	127	191	79	70.5%	132	112	195	254	149	17	12.9%	
		Felony	67	177	74	69	98	31	46.3%	70	65	146	112	84	14	20.0%	
		Other	45	69	122	58	93	48	106.7%	62	47	49	142	65	3	4.8%	
		Civil	103	104	96	112	107	4	3.9%	76	94	100	101	109	33	43.4%	
		Domestic	145	115	120	84	91	-54	-37.2%	132	106	118	106	68	-64	-48.5%	
		Original	93	74	69	61	67	-26	-28.0%	78	73	68	61	52	-26	-33.3%	
		Modification	52	41	51	23	24	-28	-53.8%	54	33	50	45	16	-38	-70.4%	
		Total	360	465	412	323	389	29	8.1%	340	312	413	461	326	-14	-4.1%	
		Coffee - Enterprise	Criminal	634	587	860	1,054	1,162	528	83.3%	650	693	629	1,052	1,204	554	85.2%
			Felony	268	311	416	538	533	265	98.9%	305	352	307	525	544	239	78.4%
	Other		366	276	444	516	629	263	71.9%	345	341	322	527	660	315	91.3%	
	Civil		339	313	309	321	373	34	10.0%	281	312	324	324	350	69	24.6%	
	Domestic		432	446	383	360	390	-42	-9.7%	391	397	419	378	361	-30	-7.7%	
	Original		287	294	249	259	280	-7	-2.4%	264	264	265	259	274	10	3.8%	
	Modification		145	152	134	101	110	-35	-24.1%	127	133	154	119	87	-40	-31.5%	
	Total		1,405	1,346	1,552	1,735	1,925	520	37.0%	1,322	1,402	1,372	1,754	1,915	593	44.9%	
	Coffee		Criminal	746	833	1,056	1,181	1,353	607	81.4%	782	805	824	1,306	1,353	571	73.0%
			Felony	335	488	490	607	631	296	88.4%	375	417	453	637	628	253	67.5%
		Other	411	345	566	574	722	311	75.7%	407	388	371	669	725	318	78.1%	
		Civil	442	417	405	433	480	38	8.6%	357	406	424	425	459	102	28.6%	
Domestic		577	561	503	444	481	-96	-16.6%	523	503	537	484	429	-94	-18.0%		
Original		380	368	318	320	347	-33	-8.7%	342	337	333	320	326	-16	-4.7%		
Modification		197	193	185	124	134	-63	-32.0%	181	166	204	164	103	-78	-43.1%		
Total		1,765	1,811	1,964	2,058	2,314	549	31.1%	1,662	1,714	1,785	2,215	2,241	579	34.8%		
Pike		Criminal	562	594	588	642	932	370	65.8%	500	539	634	555	872	372	74.4%	
		Felony	305	358	275	337	389	84	27.5%	283	288	343	256	361	78	27.6%	
	Other	257	236	313	305	543	286	111.3%	217	251	291	299	511	294	135.5%		
	Civil	303	275	293	307	348	45	14.9%	264	290	293	291	336	72	27.3%		
	Domestic	226	250	190	195	155	-71	-31.4%	208	256	181	197	183	-25	-12.0%		
	Original	138	154	111	117	118	-20	-14.5%	126	163	99	117	122	-4	-3.2%		
	Modification	88	96	79	78	37	-51	-58.0%	82	93	82	80	61	-21	-25.6%		
	Total	1,091	1,119	1,071	1,144	1,435	344	31.5%	972	1,085	1,108	1,043	1,391	419	43.1%		
	12th Circuit Totals	Criminal	1,308	1,427	1,644	1,823	2,285	977	74.7%	1,282	1,344	1,458	1,861	2,225	943	73.6%	
		Felony	640	846	765	944	1,020	380	59.4%	658	705	796	893	989	331	50.3%	
Other		668	581	879	879	1,265	597	89.4%	624	639	662	968	1,236	612	98.1%		
Civil		745	692	698	740	828	83	11.1%	621	696	717	716	795	174	28.0%		
Domestic		803	811	693	639	636	-167	-20.8%	731	759	718	681	612	-119	-16.3%		
Original		518	522	429	437	465	-53	-10.2%	468	500	432	437	448	-20	-4.3%		
Modification	285	289	264	202	171	-114	-40.0%	263	259	286	244	164	-99	-37.6%			
Total	2,856	2,930	3,035	3,202	3,749	893	31.3%	2,634	2,799	2,893	3,258	3,632	998	37.9%			

# CIRCUIT COURT CASELOAD STATISTICS, FY 2014 - 2018

Circuit	County	Jurisdiction	Cases Filed					Change 2014-2018		Cases Disposed					Change 2014-2018			
			2014	2015	2016	2017	2018	# +/-	%	2014	2015	2016	2017	2018	# +/-	%		
13TH	Mobile	Criminal	9,406	10,812	11,745	10,089	10,179	773	8.2%	9,679	9,849	11,895	10,797	9,662	-17	-0.2%		
		Felony	4,162	5,441	5,477	4,163	4,623	461	11.1%	4,083	4,705	5,677	4,836	4,158	75	1.8%		
		Other	5,244	5,371	6,268	5,926	5,556	312	5.9%	5,596	5,144	6,218	5,961	5,504	-92	-1.6%		
		Civil	3,922	3,525	3,019	3,669	3,548	-374	-9.5%	4,108	4,020	3,081	3,275	3,268	-840	-20.4%		
		Domestic	3,574	3,755	3,814	3,773	3,231	-343	-9.6%	3,762	3,781	3,932	3,832	3,283	-479	-12.7%		
		Original	2,597	2,791	2,780	2,740	2,368	-229	-8.8%	2,741	2,799	2,880	2,727	2,354	-387	-14.1%		
		Modification	977	964	1,034	1,033	863	-114	-11.7%	1,021	982	1,052	1,105	929	-92	-9.0%		
		Juvenile	4,461	4,240	4,064	4,457	3,623	-838	-18.8%	4,739	3,929	4,285	4,218	3,554	-1,185	-25.0%		
		Child Support	4,862	4,295	3,731	3,406	3,104	-1,758	-36.2%	3,745	4,817	3,980	3,920	3,703	-42	-1.1%		
		Total	26,225	26,627	26,373	25,394	23,685	-2,540	-9.7%	26,033	26,396	27,173	26,042	23,470	-2,563	-9.8%		
14TH	Walker	Criminal	710	528	500	485	619	-91	-12.8%	734	690	768	557	523	-211	-28.7%		
		Felony	519	302	288	254	424	-95	-18.3%	523	424	409	363	294	-229	-43.8%		
		Other	191	226	212	231	195	4	2.1%	211	266	359	194	229	18	8.5%		
		Civil	597	540	459	531	547	-50	-8.4%	662	1,125	725	713	504	-158	-23.9%		
		Domestic	670	674	725	727	624	-46	-6.9%	648	1,029	863	735	791	143	22.1%		
		Original	466	469	505	539	509	43	9.2%	523	627	584	534	591	68	13.0%		
		Modification	204	205	220	188	115	-89	-43.6%	125	402	279	201	200	75	60.0%		
		Total	1,977	1,742	1,684	1,743	1,790	-187	-9.5%	2,044	2,844	2,356	2,005	1,818	-226	-11.1%		
		15TH	Montgomery	Criminal	2,349	2,103	2,475	2,273	2,914	565	24.1%	2,530	2,251	2,524	2,542	2,422	-108	-4.3%
				Felony	1,386	1,187	1,439	1,371	2,024	638	46.0%	1,564	1,403	1,506	1,560	1,688	124	7.9%
Other	963			916	1,036	902	890	-73	-7.6%	966	848	1,018	982	734	-232	-24.0%		
Civil	2,941			2,891	2,553	2,681	2,944	3	0.1%	3,247	2,940	2,667	2,479	2,804	-443	-13.6%		
Domestic	2,305			2,358	2,450	2,421	2,229	-76	-3.3%	2,270	2,363	2,293	2,378	2,502	232	10.2%		
Original	1,701			1,677	1,825	1,872	1,763	62	3.6%	1,624	1,702	1,702	1,801	1,943	319	19.6%		
Modification	604			681	625	549	466	-138	-22.8%	646	661	591	577	559	-87	-13.5%		
Juvenile	2,169			1,935	2,155	1,853	1,904	-265	-12.2%	2,276	1,787	2,165	2,116	2,177	-99	-4.3%		
Child Support	3,025			3,085	2,996	2,647	2,207	-818	-27.0%	3,043	3,150	2,852	2,860	2,266	-777	-25.5%		
Total	12,789			12,372	12,629	11,875	12,198	-591	-4.6%	13,366	12,491	12,501	12,375	12,171	-1,195	-8.9%		
16TH	Etowah	Criminal	1,892	2,356	2,301	2,551	2,747	855	45.2%	2,626	2,387	2,519	2,356	2,625	-1	0.0%		
		Felony	817	1,168	1,054	1,139	1,231	414	50.7%	1,443	1,233	1,309	1,124	1,161	-282	-19.5%		
		Other	1,075	1,188	1,247	1,412	1,516	441	41.0%	1,183	1,154	1,210	1,232	1,464	281	23.8%		
		Civil	1,218	1,217	1,126	1,113	1,191	-27	-2.2%	1,256	1,316	1,192	1,029	1,046	-210	-16.7%		
		Domestic	1,399	1,408	1,483	1,307	1,284	-115	-8.2%	1,387	1,326	1,426	1,326	1,325	-62	-4.5%		
		Original	714	709	741	655	618	-96	-13.4%	728	687	680	693	643	-85	-11.7%		
		Modification	685	699	742	652	666	-19	-2.8%	659	639	746	633	682	23	3.5%		
		Juvenile	0	0	0	6	2	2	600.0%	0	0	0	6	2	2	600.0%		
		Total	4,509	4,981	4,910	4,977	5,224	715	15.9%	5,269	5,029	5,137	4,717	4,998	-271	-5.1%		
		17TH	Greene	Criminal	70	79	59	30	90	20	28.6%	60	37	76	56	70	10	16.7%
Felony	45			70	48	23	75	30	66.7%	51	32	56	44	53	2	3.9%		
Other	25			9	11	7	15	-10	-40.0%	9	5	20	12	17	8	88.9%		
Civil	97			86	105	88	111	14	14.4%	101	75	100	96	89	-12	-11.9%		
Domestic	46			36	21	26	23	-23	-50.0%	42	42	40	28	20	-22	-52.4%		
Original	33			30	12	19	18	-15	-45.5%	32	31	29	19	14	-18	-56.3%		
Modification	13			6	9	7	5	-8	-61.5%	10	11	11	9	6	-4	-40.0%		
Total	213			201	185	144	224	11	5.2%	203	154	216	180	179	-24	-11.8%		
Marengo	Marengo			Criminal	224	137	189	240	182	-42	-18.8%	287	201	173	207	194	-93	-32.4%
				Felony	212	130	180	218	176	-36	-17.0%	271	172	159	189	180	-91	-33.6%
		Other	12	7	9	22	6	-6	-50.0%	16	29	14	18	14	-2	-12.5%		
		Civil	168	170	148	146	153	-15	-8.9%	174	162	181	138	146	-28	-16.1%		
		Domestic	187	182	139	125	115	-72	-38.5%	180	190	129	134	110	-70	-38.9%		
		Original	109	116	84	90	79	-30	-27.5%	105	116	81	94	79	-26	-24.8%		
		Modification	78	66	55	35	36	-42	-53.8%	75	74	48	40	31	-44	-58.7%		
		Total	579	489	476	511	450	-129	-22.3%	641	553	483	479	450	-191	-29.8%		

# CIRCUIT COURT CASELOAD STATISTICS, FY 2014 - 2018

Circuit	County	Jurisdiction	Cases Filed					Change 2014-2018		Cases Disposed					Change 2014-2018	
			2014	2015	2016	2017	2018	# +/-	%	2014	2015	2016	2017	2018	# +/-	%
	<b>Sumter</b>	<b>Criminal</b>	64	107	61	105	67	3	4.7%	74	63	108	60	97	23	31.1%
		Felony	55	93	51	90	64	9	16.4%	66	56	94	43	91	25	37.9%
		Other	9	14	10	15	3	-6	-66.7%	8	7	14	17	6	-2	-25.0%
		<b>Civil</b>	95	96	98	72	79	-16	-16.8%	106	93	94	70	94	-12	-11.3%
		<b>Domestic</b>	47	52	43	48	38	-9	-19.1%	57	62	50	50	42	-15	-26.3%
		Original	33	36	30	40	32	-1	-3.0%	41	42	37	35	36	-5	-12.2%
		Modification	14	16	13	8	6	-8	-57.1%	16	20	13	15	6	-10	-62.5%
		<b>Total</b>	<b>206</b>	<b>255</b>	<b>202</b>	<b>225</b>	<b>184</b>	<b>-22</b>	<b>-10.7%</b>	<b>237</b>	<b>218</b>	<b>252</b>	<b>180</b>	<b>233</b>	<b>-4</b>	<b>-1.7%</b>
	<b>17th Circuit</b>	<b>Criminal</b>	358	323	309	375	339	-19	-5.3%	421	301	357	323	361	-60	-14.3%
		Felony	312	293	279	331	315	3	1.0%	388	260	309	276	324	-64	-16.5%
		Other	46	30	30	44	24	-22	-47.8%	33	41	48	47	37	4	12.1%
		<b>Civil</b>	360	352	351	306	343	-17	-4.7%	381	330	375	304	329	-52	-13.6%
		<b>Domestic</b>	280	270	203	199	176	-104	-37.1%	279	294	219	212	172	-107	-38.4%
		Original	175	182	126	149	129	-46	-26.3%	178	189	147	148	129	-49	-27.5%
		Modification	105	88	77	50	47	-58	-55.2%	101	105	72	64	43	-58	-57.4%
		<b>Total</b>	<b>998</b>	<b>945</b>	<b>863</b>	<b>880</b>	<b>858</b>	<b>-140</b>	<b>-14.0%</b>	<b>1,081</b>	<b>925</b>	<b>951</b>	<b>839</b>	<b>862</b>	<b>-219</b>	<b>-20.3%</b>
<b>18TH</b>	<b>Shelby</b>	<b>Criminal</b>	1,201	1,117	1,280	1,172	1,106	-95	-7.9%	1,112	1,121	1,019	1,062	1,121	9	0.8%
		Felony	627	590	792	647	588	-39	-6.2%	527	564	503	612	607	80	15.2%
		Other	574	527	488	525	518	-56	-9.8%	585	557	516	450	514	-71	-12.1%
		<b>Civil</b>	1,772	1,522	1,530	1,756	1,791	19	1.1%	2,034	1,741	1,499	1,691	1,696	-338	-16.6%
		<b>Domestic</b>	1,500	1,473	1,488	1,382	1,344	-156	-10.4%	1,495	1,513	1,481	1,430	1,401	-94	-6.3%
		Original	943	987	969	953	923	-20	-2.1%	941	1,011	990	935	976	35	3.7%
		Modification	557	486	519	429	421	-136	-24.4%	554	502	491	495	425	-129	-23.3%
		<b>Total</b>	<b>4,473</b>	<b>4,112</b>	<b>4,298</b>	<b>4,310</b>	<b>4,241</b>	<b>-232</b>	<b>-5.2%</b>	<b>4,641</b>	<b>4,375</b>	<b>3,999</b>	<b>4,183</b>	<b>4,218</b>	<b>-423</b>	<b>-9.1%</b>
<b>19TH</b>	<b>Autauga</b>	<b>Criminal</b>	365	407	388	460	394	29	7.9%	417	443	388	376	470	53	12.7%
		Felony	244	306	320	423	366	122	50.0%	308	318	320	330	441	133	43.2%
		Other	121	101	68	37	28	-93	-76.9%	109	125	68	46	29	-80	-73.4%
		<b>Civil</b>	383	334	311	374	390	7	1.8%	370	359	311	312	351	-19	-5.1%
		<b>Domestic</b>	604	552	578	502	493	-111	-18.4%	528	544	578	506	442	-86	-16.3%
		Original	349	304	317	262	311	-38	-10.9%	299	307	317	278	280	-19	-6.4%
		Modification	255	248	261	240	182	-73	-28.6%	229	237	261	228	162	-67	-29.3%
		<b>Juvenile</b>	1	0	0	0	0	-1	-100.0%	0	0	0	0	0	0	0.0%
		<b>Total</b>	<b>1,353</b>	<b>1,293</b>	<b>1,277</b>	<b>1,336</b>	<b>1,277</b>	<b>-76</b>	<b>-5.6%</b>	<b>1,315</b>	<b>1,346</b>	<b>1,277</b>	<b>1,194</b>	<b>1,263</b>	<b>-52</b>	<b>-4.0%</b>
	<b>Chilton</b>	<b>Criminal</b>	442	439	438	607	589	147	33.3%	519	418	433	516	595	76	14.6%
		Felony	347	347	330	557	521	174	50.1%	421	327	322	433	538	117	27.8%
		Other	95	92	108	50	68	-27	-28.4%	98	91	111	83	57	-41	-41.8%
		<b>Civil</b>	322	339	272	307	366	44	13.7%	319	325	259	247	287	-32	-10.0%
		<b>Domestic</b>	653	575	581	546	562	-91	-13.9%	623	576	554	551	520	-103	-16.5%
		Original	383	335	364	333	370	-13	-3.4%	377	337	355	315	358	-19	-5.0%
		Modification	270	240	217	213	192	-78	-28.9%	246	239	199	236	162	-84	-34.1%
		<b>Juvenile</b>	0	0	1	0	0	0	N/A	0	0	1	0	0	0	N/A
		<b>Total</b>	<b>1,417</b>	<b>1,353</b>	<b>1,292</b>	<b>1,460</b>	<b>1,517</b>	<b>100</b>	<b>7.1%</b>	<b>1,461</b>	<b>1,319</b>	<b>1,247</b>	<b>1,314</b>	<b>1,402</b>	<b>-59</b>	<b>-4.0%</b>
	<b>Elmore</b>	<b>Criminal</b>	675	735	774	1,024	819	144	21.3%	705	757	730	966	960	255	36.2%
		Felony	453	475	511	567	696	243	53.6%	453	553	499	552	761	308	68.0%
		Other	222	260	263	457	123	-99	-44.6%	252	204	231	414	199	-53	-21.0%
		<b>Civil</b>	629	591	518	497	591	-38	-6.0%	625	639	505	477	511	-114	-18.2%
		<b>Domestic</b>	907	808	845	759	645	-262	-28.9%	799	862	800	818	673	-126	-15.8%
		Original	540	453	491	447	425	-115	-21.3%	479	495	480	475	421	-58	-12.1%
		Modification	367	355	354	312	220	-147	-40.1%	320	367	320	343	252	-68	-21.3%
		<b>Juvenile</b>	3	19	19	3	5	2	66.7%	8	8	23	9	6	-2	-25.0%
		<b>Total</b>	<b>2,214</b>	<b>2,153</b>	<b>2,156</b>	<b>2,283</b>	<b>2,060</b>	<b>-154</b>	<b>-7.0%</b>	<b>2,137</b>	<b>2,266</b>	<b>2,058</b>	<b>2,270</b>	<b>2,150</b>	<b>13</b>	<b>0.6%</b>

# CIRCUIT COURT CASELOAD STATISTICS, FY 2014 - 2018

Circuit	County	Jurisdiction	Cases Filed					Change 2014-2018		Cases Disposed					Change 2014-2018		
			2014	2015	2016	2017	2018	# +/-	%	2014	2015	2016	2017	2018	# +/-	%	
	<b>19th Circuit</b>	<b>Criminal</b>	1,482	1,581	1,600	2,091	1,802	320	21.6%	1,641	1,618	1,485	1,858	2,025	384	23.4%	
	<b>Totals</b>	Felony	1,044	1,128	1,161	1,547	1,583	539	51.6%	1,182	1,198	1,074	1,315	1,740	558	47.2%	
		Other	438	453	439	544	219	-219	-50.0%	459	420	411	543	285	-174	-37.9%	
		<b>Civil</b>	1,334	1,264	1,101	1,178	1,347	13	1.0%	1,314	1,323	1,072	1,036	1,149	-165	-12.6%	
		<b>Domestic</b>	2,164	1,935	2,004	1,807	1,700	-464	-21.4%	1,950	1,982	2,254	1,875	1,635	-315	-16.2%	
		Original	1,272	1,092	1,172	1,042	1,106	-166	-13.1%	1,155	1,139	1,497	1,068	1,059	-96	-8.3%	
		Modification	892	843	832	765	594	-298	-33.4%	795	843	757	807	576	-219	-27.5%	
		<b>Juvenile</b>	4	20	20	3	5	1	25.0%	8	8	26	9	6	-2	-25.0%	
		<b>Total</b>	4,984	4,800	4,725	5,079	4,854	-130	-2.6%	4,913	4,931	4,837	4,778	4,815	-98	-2.0%	
	<b>20TH</b>	<b>Henry</b>	<b>Criminal</b>	584	392	347	614	303	-281	-48.1%	473	323	573	510	443	-30	-6.3%
			Felony	416	262	165	346	95	-321	-77.2%	328	220	359	230	196	-132	-40.2%
			Other	168	130	182	268	208	40	23.8%	145	103	214	280	247	102	70.3%
		<b>Civil</b>	106	103	91	122	79	-27	-25.5%	127	103	89	120	84	-43	-33.9%	
		<b>Domestic</b>	155	157	182	141	138	-17	-11.0%	150	165	175	155	126	-24	-16.0%	
		Original	115	121	145	99	105	-10	-8.7%	113	123	139	114	99	-14	-12.4%	
		Modification	40	36	37	42	33	-7	-17.5%	37	42	36	41	27	-10	-27.0%	
		<b>Total</b>	845	652	620	877	520	-325	-38.5%	750	591	837	785	653	-97	-12.9%	
	<b>Houston</b>	<b>Criminal</b>	2,496	2,267	3,372	4,345	5,635	3,139	125.8%	2,512	2,640	2,857	3,894	4,434	1,922	76.5%	
		Felony	1,691	1,492	2,224	2,782	3,499	1,808	106.9%	1,714	1,750	1,843	2,432	2,528	814	47.5%	
		Other	805	775	1,148	1,563	2,136	1,331	165.3%	798	890	1,014	1,462	1,906	1,108	138.8%	
		<b>Civil</b>	940	884	751	838	949	9	1.0%	959	871	805	784	830	-129	-13.5%	
		<b>Domestic</b>	1,259	1,366	1,357	1,210	1,113	-146	-11.6%	1,242	1,186	1,355	1,333	1,176	-66	-5.3%	
		Original	878	935	942	932	906	28	3.2%	897	872	912	975	940	43	4.8%	
		Modification	381	431	415	278	207	-174	-45.7%	345	314	443	358	236	-109	-31.6%	
		<b>Juvenile</b>	1,101	943	933	922	835	-266	-24.2%	1,102	1,030	833	934	807	-295	-26.8%	
		<b>Child Support</b>	1,179	1,184	1,132	722	593	-586	-49.7%	1,067	1,296	849	667	1,114	47	4.4%	
		<b>Total</b>	6,975	6,644	7,545	8,037	9,125	2,150	30.8%	6,882	7,023	6,699	7,612	8,361	1,479	21.5%	
	<b>20th Circuit</b>	<b>Criminal</b>	3,080	2,659	3,719	4,959	5,938	2,858	92.8%	2,985	2,963	3,430	4,404	4,877	1,892	63.4%	
	<b>Totals</b>	Felony	2,107	1,754	2,389	3,128	3,594	1,487	70.6%	2,042	1,970	2,202	2,662	2,724	682	33.4%	
		Other	973	905	1,330	1,831	2,344	1,371	140.9%	943	993	1,228	1,742	2,153	1,210	128.3%	
		<b>Civil</b>	1,046	987	842	960	1,028	-18	-1.7%	1,086	974	894	904	914	-172	-15.8%	
		<b>Domestic</b>	1,414	1,523	1,539	1,351	1,251	-163	-11.5%	1,392	1,351	1,530	1,488	1,302	-90	-6.5%	
		Original	993	1,056	1,087	1,031	1,011	18	1.8%	1,010	995	1,051	1,089	1,039	29	2.9%	
		Modification	421	467	452	320	240	-181	-43.0%	382	356	479	399	263	-119	-31.2%	
		<b>Juvenile</b>	1,101	943	933	922	835	-266	-24.2%	1,102	1,030	833	934	807	-295	-26.8%	
		<b>Child Support</b>	1,179	1,184	1,132	722	593	-586	-49.7%	1,067	1,296	849	667	1,114	47	4.4%	
		<b>Total</b>	7,820	7,296	8,165	8,914	9,645	1,825	23.3%	7,632	7,614	7,536	8,397	9,014	1,382	18.1%	
	<b>21ST</b>	<b>Escambia</b>	<b>Criminal</b>	907	1,029	935	1,100	1,158	251	27.7%	856	1,052	1,091	860	1,143	287	33.5%
			Felony	645	649	623	713	785	140	21.7%	628	710	774	547	733	105	16.7%
			Other	262	380	312	387	373	111	42.4%	228	342	317	313	410	182	79.8%
		<b>Civil</b>	295	268	262	229	230	-65	-22.0%	303	263	223	231	217	-86	-28.4%	
		<b>Domestic</b>	417	409	467	381	362	-55	-13.2%	321	501	392	348	304	-17	-5.3%	
		Original	286	269	293	249	272	-14	-4.9%	234	288	233	213	222	-12	-5.1%	
		Modification	131	140	174	132	90	-41	-31.3%	87	213	159	135	82	-5	-5.7%	
		<b>Total</b>	1,619	1,706	1,664	1,710	1,750	131	8.1%	1,480	1,816	1,706	1,439	1,664	184	12.4%	
	<b>22ND</b>	<b>Covington</b>	<b>Criminal</b>	805	713	942	907	1,124	319	39.6%	734	709	824	1,045	1,059	325	44.3%
			Felony	442	309	454	506	638	196	44.3%	426	338	442	554	633	207	48.6%
			Other	363	404	488	401	486	123	33.9%	308	371	382	491	426	118	38.3%
		<b>Civil</b>	240	173	173	176	214	-26	-10.8%	230	234	164	166	213	-17	-7.4%	
		<b>Domestic</b>	566	619	598	546	552	-14	-2.5%	548	683	559	548	543	-5	-0.9%	
		Original	407	459	395	420	432	25	6.1%	396	479	387	388	417	21	5.3%	
		Modification	159	160	203	126	120	-39	-24.5%	152	204	172	160	126	-26	-17.1%	
		<b>Total</b>	1,611	1,505	1,713	1,629	1,890	279	17.3%	1,512	1,626	1,547	1,759	1,815	303	20.0%	

# CIRCUIT COURT CASELOAD STATISTICS, FY 2014- 2018

Circuit	County	Jurisdiction	Cases Filed					Change 2014-2018		Cases Disposed					Change 2014-2018	
			2014	2015	2016	2017	2018	# +/-	%	2014	2015	2016	2017	2018	# +/-	%
23RD	Madison	Criminal	7,614	7,878	8,086	7,477	7,865	251	3.3%	7,174	8,242	8,711	7,924	8,015	841	11.7%
		Felony	3,029	3,072	3,692	3,153	3,075	46	100.0%	2,754	3,207	3,780	3,427	3,269	515	18.7%
		Other	4,585	4,806	4,394	4,324	4,790	205	4.5%	4,420	5,035	4,931	4,497	4,746	326	7.4%
		Civil	2,814	2,462	2,232	2,309	2,502	-312	-11.1%	2,907	2,764	2,290	2,304	2,454	-453	-15.6%
		Domestic	2,567	2,659	2,709	2,792	2,808	241	9.4%	2,445	2,743	2,792	2,742	2,941	496	20.3%
		Original	1,941	2,058	2,108	2,188	2,230	289	14.9%	1,885	2,121	2,165	2,155	2,303	418	22.2%
		Modification	626	601	601	604	578	-48	-7.7%	560	622	627	587	638	78	13.9%
		<b>Total</b>	<b>12,995</b>	<b>12,999</b>	<b>13,027</b>	<b>12,578</b>	<b>13,175</b>	<b>180</b>	<b>1.4%</b>	<b>12,526</b>	<b>13,749</b>	<b>13,793</b>	<b>12,970</b>	<b>13,410</b>	<b>884</b>	<b>7.1%</b>
24TH	Fayette	Criminal	391	340	379	434	617	226	57.8%	343	362	383	405	645	302	88.0%
		Felony	172	131	177	237	286	114	66.3%	207	186	130	230	283	76	36.7%
		Other	219	209	202	197	331	112	51.1%	136	176	253	175	362	226	166.2%
		Civil	75	80	82	90	93	18	24.0%	72	81	88	83	79	7	9.7%
		Domestic	229	247	230	197	204	-25	-10.9%	228	218	189	201	207	-21	-9.2%
		Original	146	164	144	140	133	-13	-8.9%	147	155	124	138	123	-24	-16.3%
		Modification	83	83	86	57	71	-12	-14.5%	81	63	65	63	84	3	3.7%
		<b>Total</b>	<b>695</b>	<b>667</b>	<b>691</b>	<b>721</b>	<b>914</b>	<b>219</b>	<b>31.5%</b>	<b>643</b>	<b>661</b>	<b>660</b>	<b>689</b>	<b>931</b>	<b>288</b>	<b>44.8%</b>
	Lamar	Criminal	265	495	300	372	313	48	18.1%	359	323	325	428	389	30	8.4%
		Felony	117	265	181	177	163	46	39.3%	151	151	185	244	198	47	31.1%
		Other	148	230	119	195	150	2	1.4%	208	172	140	184	191	-17	-8.2%
		Civil	112	125	119	112	105	-7	-6.3%	96	115	117	107	106	10	10.4%
		Domestic	155	164	202	181	192	37	23.9%	158	169	188	196	188	30	19.0%
		Original	84	98	105	105	127	43	51.2%	79	97	103	111	118	39	49.4%
		Modification	71	66	97	76	65	-6	-8.5%	79	72	85	85	70	-9	-11.4%
		<b>Total</b>	<b>532</b>	<b>784</b>	<b>621</b>	<b>665</b>	<b>610</b>	<b>78</b>	<b>14.7%</b>	<b>613</b>	<b>607</b>	<b>630</b>	<b>731</b>	<b>683</b>	<b>70</b>	<b>11.4%</b>
	Pickens	Criminal	392	509	302	543	489	97	24.7%	334	458	470	413	557	223	66.8%
		Felony	222	322	128	208	254	32	14.4%	193	282	280	213	278	85	44.0%
		Other	170	187	174	335	235	65	38.2%	141	176	190	200	279	138	97.9%
		Civil	121	108	114	221	2,558	2,437	2014.0%	100	93	84	234	2,540	2,440	2440.0%
		Domestic	176	234	249	193	259	83	47.2%	167	183	250	200	190	23	13.8%
		Original	114	177	174	131	188	74	64.9%	112	125	183	144	144	32	28.6%
		Modification	62	57	75	62	71	9	14.5%	55	58	67	56	46	-9	-16.4%
		<b>Juvenile</b>	<b>0</b>	<b>0</b>	<b>0</b>	<b>2</b>	<b>0</b>	<b>0</b>	<b>200.0%</b>	<b>0</b>	<b>0</b>	<b>0</b>	<b>0</b>	<b>0</b>	<b>0</b>	<b>0</b>
<b>Total</b>	<b>689</b>	<b>851</b>	<b>665</b>	<b>959</b>	<b>3,306</b>	<b>2,617</b>	<b>379.8%</b>	<b>601</b>	<b>734</b>	<b>804</b>	<b>847</b>	<b>3,287</b>	<b>2,686</b>	<b>446.9%</b>		
24th Circuit	Totals	Criminal	1,048	1,344	981	1,349	1,419	371	35.4%	1,036	1,143	1,178	1,246	1,591	555	53.6%
		Felony	511	718	486	622	703	192	37.6%	551	619	595	687	759	208	37.7%
		Other	537	626	495	727	716	179	33.3%	485	524	583	559	832	347	71.5%
		Civil	308	313	315	423	2,756	2,448	794.8%	268	289	289	424	2,725	2,457	916.8%
		Domestic	560	645	681	571	655	95	17.0%	553	570	627	597	585	32	5.8%
		Original	344	439	423	376	448	104	30.2%	338	377	410	393	385	47	13.9%
		Modification	216	206	258	195	207	-9	-4.2%	215	193	217	204	200	-15	-7.0%
		<b>Juvenile</b>	<b>0</b>	<b>0</b>	<b>0</b>	<b>2</b>	<b>0</b>	<b>0</b>	<b>200.0%</b>	<b>0</b>	<b>0</b>	<b>0</b>	<b>0</b>	<b>0</b>	<b>0</b>	<b>N/A</b>
<b>Total</b>	<b>1,916</b>	<b>2,302</b>	<b>1,977</b>	<b>2,345</b>	<b>4,830</b>	<b>2,914</b>	<b>152.1%</b>	<b>1,857</b>	<b>2,002</b>	<b>2,094</b>	<b>2,267</b>	<b>4,901</b>	<b>3,044</b>	<b>163.9%</b>		
25TH	Marion	Criminal	742	546	622	905	968	226	30.5%	622	704	643	703	1,012	390	62.7%
		Felony	457	269	283	517	484	27	5.9%	374	370	306	351	555	181	48.4%
		Other	285	277	339	388	484	199	69.8%	248	334	337	352	457	209	84.3%
		Civil	203	178	188	180	195	-8	-3.9%	224	201	188	171	172	-52	-23.2%
		Domestic	558	543	573	494	465	-93	-16.7%	495	498	532	465	420	-75	-15.2%
		Original	308	322	305	293	270	-38	-12.3%	274	286	298	265	238	-36	-13.1%
		Modification	250	221	268	201	195	-55	-22.0%	221	212	234	200	182	-39	-17.6%
		<b>Total</b>	<b>1,503</b>	<b>1,267</b>	<b>1,383</b>	<b>1,579</b>	<b>1,628</b>	<b>125</b>	<b>8.3%</b>	<b>1,341</b>	<b>1,403</b>	<b>1,363</b>	<b>1,339</b>	<b>1,604</b>	<b>263</b>	<b>19.6%</b>

# CIRCUIT COURT CASELOAD STATISTICS, FY 2014 - 2018

Circuit	County	Jurisdiction	Cases Filed					Change 2014-2018		Cases Disposed					Change 2014-2018	
			2014	2015	2016	2017	2018	# +/-	%	2014	2015	2016	2017	2018	# +/-	%
	Winston	Criminal	277	369	434	520	613	336	121.3%	296	348	430	517	586	290	98.0%
		Felony	146	227	242	344	413	267	182.9%	185	236	262	336	409	224	121.1%
		Other	131	142	192	176	200	69	52.7%	111	112	168	181	177	66	59.5%
		Civil	154	148	127	158	137	-17	-11.0%	142	138	142	143	131	-11	-7.7%
		Domestic	225	244	217	233	228	3	1.3%	239	266	193	232	223	-16	-6.7%
		Original	155	160	128	155	150	-5	-3.2%	165	167	130	154	132	-33	-20.0%
		Modification	70	84	89	78	78	8	11.4%	74	99	63	78	91	17	23.0%
		Total	656	761	778	911	978	322	49.1%	677	752	765	892	940	263	38.8%
25th Circuit		Criminal	1,019	915	1,056	1,425	1,581	562	55.2%	918	1,052	1,073	1,220	1,598	680	74.1%
	Totals	Felony	603	496	525	861	897	294	48.8%	559	606	568	687	964	405	72.5%
		Other	416	419	531	564	684	268	64.4%	359	446	505	533	634	275	76.6%
		Civil	357	326	315	338	332	-25	-7.0%	366	339	330	314	303	-63	-17.2%
		Domestic	783	787	790	727	693	-90	-11.5%	734	764	725	697	643	-91	-12.4%
		Original	463	482	433	448	420	-43	-9.3%	439	453	428	419	370	-69	-15.7%
		Modification	320	305	357	279	273	-47	-14.7%	295	311	297	278	273	-22	-7.5%
		Total	2,159	2,028	2,161	2,490	2,606	447	20.7%	2,018	2,155	2,128	2,231	2,544	526	26.1%
26TH	Russell	Criminal	1,009	1,222	1,360	1,389	1,445	436	43.2%	1,032	963	1,337	1,370	1,530	498	48.3%
		Felony	699	892	874	840	834	135	19.3%	756	692	886	892	909	153	20.2%
		Other	310	330	486	549	611	301	97.1%	276	271	451	478	621	345	125.0%
		Civil	415	380	361	388	402	-13	-3.1%	380	365	357	353	345	-35	-9.2%
		Domestic	633	583	619	557	586	-47	-7.4%	576	724	597	609	560	-16	-2.8%
		Original	453	421	469	435	466	13	2.9%	417	519	441	465	433	16	3.8%
		Modification	180	162	150	122	120	-60	-33.3%	159	205	156	144	127	-32	-20.1%
		Juvenile	0	0	2	1	0	0	100.0%	0	0	0	0	0	0	N/A
		Total	2,057	2,185	2,342	2,335	2,433	376	18.3%	1,988	2,052	2,291	2,332	2,435	447	22.5%
27TH	Marshall	Criminal	1,528	1,656	1,640	1,666	1,544	16	1.0%	1,796	1,630	1,582	1,829	1,779	-17	-0.9%
		Felony	689	809	755	789	769	80	11.6%	856	813	721	875	819	-37	-4.3%
		Other	839	847	885	877	775	-64	-7.6%	940	817	861	954	960	20	2.1%
		Civil	652	536	579	557	546	-106	-16.3%	641	572	657	525	636	-5	-0.8%
		Domestic	1,023	1,054	1,004	1,100	916	-107	-10.5%	1,070	1,004	968	1,014	966	-104	-9.7%
		Original	907	931	892	993	814	-93	-10.3%	931	884	856	882	877	-54	-5.8%
		Modification	116	123	112	107	102	-14	-12.1%	139	120	112	132	89	-50	-36.0%
		Total	3,203	3,246	3,223	3,323	3,006	-197	-6.2%	3,507	3,206	3,207	3,368	3,381	-126	-3.6%
28TH	Baldwin	Criminal	3,740	3,375	3,137	3,412	4,922	1,182	31.6%	4,011	3,624	4,133	4,230	4,887	876	21.8%
		Felony	1,933	1,545	1,807	1,949	2,558	625	32.3%	2,232	1,815	2,106	2,495	2,590	358	16.0%
		Other	1,807	1,830	1,330	1,463	2,364	557	30.8%	1,779	1,809	2,027	1,735	2,297	518	29.1%
		Civil	1,567	1,528	1,454	1,461	1,626	59	3.8%	1,763	1,460	1,544	1,524	1,500	-263	-14.9%
		Domestic	2,418	2,369	2,393	2,243	2,272	-146	-6.0%	2,396	2,297	2,363	2,232	2,137	-259	-10.8%
		Original	1,739	1,603	1,687	1,634	1,583	-156	-9.0%	1,694	1,625	1,671	1,650	1,512	-182	-10.7%
		Modification	679	766	706	609	689	10	1.5%	702	672	692	582	625	-77	-11.0%
		Juvenile	1,783	1,804	1,804	1,861	1,911	128	7.2%	1,729	1,775	1,808	1,738	1,930	201	11.6%
		Child Support	801	756	687	573	499	-302	-37.7%	871	880	641	704	595	-276	-31.7%
		Total	10,309	9,832	9,475	9,550	11,230	921	8.9%	10,770	10,036	10,489	10,428	11,049	279	2.6%
29TH	Talladega	Criminal	642	859	882	1,035	923	281	43.8%	646	764	931	932	951	305	47.2%
		Felony	347	516	539	662	574	227	65.4%	325	411	560	575	574	249	76.6%
		Other	295	343	343	373	349	54	18.3%	321	353	371	357	377	56	17.4%
		Civil	772	700	609	641	736	-36	-4.7%	800	744	662	645	653	-147	-18.4%
		Domestic	637	665	607	565	556	-81	-12.7%	632	647	670	589	604	-28	-4.4%
		Original	430	452	424	417	409	-21	-4.9%	421	451	470	411	418	-3	-0.7%
		Modification	207	213	183	148	147	-60	-29.0%	211	196	200	178	186	-25	-11.8%
		Juvenile	0	0	4	0	0	0	0.0%	0	0	0	0	0	0	0.0%
		Total	2,051	2,224	2,102	2,241	2,215	164	8.0%	2,078	2,155	2,263	2,166	2,208	130	6.3%

# CIRCUIT COURT CASELOAD STATISTICS, FY 2014 - 2018

Circuit	County	Jurisdiction	Cases Filed					Change 2014-2018		Cases Disposed					Change 2014-2018		
			2014	2015	2016	2017	2018	# +/-	%	2014	2015	2016	2017	2018	# +/-	%	
30TH	St. Clair -	Criminal	378	319	336	302	358	-20	-5.3%	381	377	343	329	386	5	1.3%	
		Ashville	Felony	276	269	301	276	330	54	19.6%	274	302	313	307	348	74	27.0%
		Other	102	50	35	26	28	-74	-72.5%	107	75	30	22	38	-69	-64.5%	
		Civil	232	246	245	238	264	32	13.8%	223	243	238	241	257	34	15.2%	
		Domestic	223	255	272	254	217	-6	-2.7%	222	226	272	258	215	-7	-3.2%	
		Original	162	177	180	184	164	2	1.2%	167	162	184	178	166	-1	-0.6%	
		Modification	61	78	92	70	53	-8	-13.1%	55	64	88	80	49	-6	-10.9%	
		Juvenile	0	0	0	0	1	1	0.0%	0	0	0	0	0	0	0.0%	
		Totals	833	820	853	794	840	7	0.8%	826	846	853	828	858	32	3.9%	
		St. Clair -	Criminal	643	565	503	606	567	-76	-11.8%	613	592	554	688	658	45	7.3%
		Pell City	Felony	442	426	416	492	482	40	9.0%	480	463	450	592	541	61	12.7%
		Other	201	139	87	114	85	-116	-57.7%	133	129	104	96	117	-16	-12.0%	
		Civil	551	459	469	517	513	-38	-6.9%	506	426	456	497	455	-51	-10.1%	
	Domestic	554	535	616	524	611	57	10.3%	547	502	560	1,766	621	74	13.5%		
	Original	396	385	417	344	481	85	21.5%	406	379	407	1,405	462	56	13.8%		
	Modification	158	150	199	180	130	-28	-17.7%	141	123	153	361	159	18	12.8%		
	Juvenile	0	0	2	0	0	0	N/A	0	0	0	0	0	0	N/A		
	Totals	1,748	1,559	1,590	1,647	1,691	-57	-3.3%	1,666	1,520	1,570	2,951	1,734	68	4.1%		
	30th Circuit	Criminal	1,021	884	839	908	925	-96	-9.4%	994	969	897	1,017	1,044	50	5.0%	
	Totals	Felony	718	695	717	768	812	94	13.1%	754	765	763	899	889	135	17.9%	
	Other	303	189	122	140	113	-190	-62.7%	240	204	134	118	155	-85	-35.4%		
	Civil	783	705	714	755	777	-6	-0.8%	729	669	694	738	712	-17	-2.3%		
	Domestic	777	790	888	778	828	51	6.6%	769	728	832	2,024	836	67	8.7%		
	Original	558	562	597	528	645	87	15.6%	573	541	591	1,583	628	55	9.6%		
	Modification	219	228	291	250	183	-36	-16.4%	196	187	241	441	208	12	6.1%		
	Juvenile	0	0	2	0	1	1	N/A	0	0	0	0	0	0	N/A		
	Total	2,581	2,379	2,443	2,441	2,531	-50	-1.9%	2,492	2,366	2,423	3,779	2,592	100	4.0%		
31ST	Colbert	Criminal	596	616	518	559	655	59	9.9%	707	648	647	683	554	-153	-21.6%	
		Felony	438	481	398	462	561	123	28.1%	555	493	495	536	483	-72	-13.0%	
	Other	158	135	120	97	94	-64	-40.5%	152	155	152	147	71	-81	-53.3%		
	Civil	459	452	443	424	439	-20	-4.4%	418	479	427	418	375	-43	-10.3%		
	Domestic	770	734	783	656	627	-143	-18.6%	719	773	763	642	590	-129	-17.9%		
	Original	559	549	606	495	515	-44	-7.9%	530	564	595	491	496	-34	-6.4%		
	Modification	211	185	177	161	112	-99	-46.9%	189	209	168	151	94	-95	-50.3%		
	Juvenile	0	0	0	0	1	1	N/A	0	0	0	0	0	0	N/A		
	Total	1,825	1,802	1,744	1,639	1,722	-103	-5.6%	1,844	1,900	1,837	1,743	1,519	-325	-17.6%		
	32ND	Cullman	Criminal	585	731	773	917	1,134	549	93.8%	671	801	1,061	1,067	934	263	39.2%
Felony			480	610	650	728	943	463	96.5%	428	645	622	725	745	317	74.1%	
Other		105	121	123	189	191	86	81.9%	243	156	439	342	189	-54	-22.2%		
Civil		511	491	487	536	511	0	0.0%	553	532	504	501	520	-33	-6.0%		
Domestic		1,230	1,202	1,184	1,056	1,123	-107	-8.7%	1,330	1,207	1,206	1,136	1,114	-216	-16.2%		
Original		833	758	767	731	783	-50	-6.0%	875	786	766	741	796	-79	-9.0%		
Modification		397	444	417	325	340	-57	-14.4%	455	421	440	395	318	-137	-30.1%		
Juvenile		2	1	0	0	0	1	100.0%	2	0	0	0	0	0	0.0%		
Total	2,328	2,425	2,444	2,509	2,768	440	18.9%	2,556	2,540	2,771	2,704	2,568	12	0.5%			
33RD	Dale	Criminal	463	497	423	892	884	421	90.9%	421	517	424	768	864	443	105.2%	
		Felony	294	318	191	652	572	278	94.6%	258	342	274	549	589	331	128.3%	
	Other	169	179	232	240	312	143	84.6%	163	175	150	219	275	112	68.7%		
	Civil	246	213	225	248	271	25	10.2%	253	215	211	251	218	-35	-13.8%		
	Domestic	739	758	691	620	586	-153	-20.7%	742	690	682	575	607	-135	-18.2%		
	Original	463	477	469	462	467	4	0.9%	447	424	442	422	461	14	3.1%		
	Modification	276	281	222	158	119	-157	-56.9%	295	266	240	153	146	-149	-50.5%		
	Juvenile	1	0	0	0	0	-1	0.0%	0	0	0	0	0	0	0.0%		
	Total	1,449	1,468	1,339	1,760	1,741	292	20.2%	1,416	1,422	1,317	1,594	1,689	273	19.3%		
	Geneva	Criminal	380	382	364	407	452	72	18.9%	430	396	412	438	499	69	16.0%	
		Felony	276	275	232	257	275	-1	-0.4%	305	264	271	291	312	7	2.3%	
		Other	104	107	132	150	177	73	70.2%	125	132	141	147	187	62	49.6%	
		Civil	133	136	127	104	133	0	0.0%	155	123	144	113	114	-41	-26.5%	
Domestic		390	402	398	377	351	-39	-10.0%	417	414	371	362	337	-80	-19.2%		
Original		220	206	253	249	248	28	12.7%	239	209	231	235	235	-4	-1.7%		
Modification		170	196	145	128	103	-67	-39.4%	178	205	140	127	102	-76	-42.7%		
Juvenile		0	0	0	1	1	1	100.0%	0	0	0	0	2	0	N/A		
Total	903	920	889	889	937	34	3.8%	1,002	933	927	913	952	-50	-5.0%			

# CIRCUIT COURT CASELOAD STATISTICS, FY 2014 - 2018

Circuit	County	Jurisdiction	Cases Filed					Change 2014-2018		Cases Disposed					Change 2014-2018	
			2014	2015	2016	2017	2018	# +/-	%	2014	2015	2016	2017	2018	# +/-	%
	<b>33rd Circuit</b>	<b>Criminal</b>	843	879	787	1,299	1,336	493	58.5%	851	913	836	1,206	1,363	512	60.2%
	<b>Totals</b>	Felony	570	593	423	909	847	277	48.6%	563	606	545	840	901	338	60.0%
		Other	273	286	364	390	489	216	79.1%	288	307	291	366	462	174	60.4%
		Civil	379	349	352	352	404	25	6.6%	408	338	355	364	332	-76	-18.6%
		<b>Domestic</b>	1,129	1,160	1,089	997	937	-192	-17.0%	1,159	1,104	1,053	937	944	-215	-18.6%
		Original	683	683	722	711	715	32	4.7%	686	633	673	657	696	10	1.5%
		Modification	446	477	367	286	222	-224	-50.2%	473	471	380	280	248	-225	-47.6%
		Juvenile	1	0	0	1	1	0	N/A	0	0	0	0	2	0	N/A
		<b>Total</b>	2,352	2,388	2,228	2,649	2,678	326	13.9%	2,418	2,355	2,244	2,507	2,641	223	9.2%
	<b>34TH</b>	<b>Franklin</b>	691	667	656	650	555	-136	-19.7%	798	714	664	642	587	-211	-26.4%
		Felony	420	384	395	365	363	-57	-13.6%	523	446	384	375	390	-133	-25.4%
		Other	271	283	261	285	192	-79	-29.2%	275	268	280	267	197	-78	-28.4%
		Civil	284	276	316	361	332	48	16.9%	294	365	280	323	362	68	23.1%
		<b>Domestic</b>	305	316	363	278	269	-36	-11.8%	304	304	327	307	261	-43	-14.1%
		Original	221	211	231	184	173	-48	-21.7%	204	217	214	199	175	-29	-14.2%
		Modification	84	105	132	94	96	12	14.3%	100	87	113	108	86	-14	-14.0%
		Juvenile	0	0	2	0	0	0	N/A	0	0	0	0	0	0	N/A
		<b>Total</b>	1,280	1,259	1,337	1,289	1,156	-124	-9.7%	1,396	1,383	1,271	1,272	1,210	-186	-13.3%
	<b>35TH</b>	<b>Conecuh</b>	147	117	101	196	139	-8	-5.4%	113	118	98	157	142	29	25.7%
		Felony	112	68	54	133	93	-19	-17.0%	99	80	52	107	109	10	10.1%
		Other	35	49	47	63	46	11	31.4%	14	38	46	50	33	19	135.7%
		Civil	140	113	102	99	93	-47	-33.6%	153	104	121	108	86	-67	-43.8%
		<b>Domestic</b>	124	126	148	119	85	-39	-31.5%	107	93	125	129	95	-12	-11.2%
		Original	78	67	83	85	54	-24	-30.8%	68	65	79	81	81	13	19.1%
		Modification	46	59	65	34	31	-15	-32.6%	39	28	46	48	14	-25	-64.1%
		<b>Total</b>	411	356	351	414	317	-94	-22.9%	373	315	344	394	323	-50	-13.4%
	<b>Monroe</b>	<b>Criminal</b>	186	213	235	256	226	40	21.5%	189	284	243	267	229	40	21.2%
		Felony	130	89	118	138	111	-19	-14.6%	152	150	133	142	137	-15	-9.9%
		Other	56	124	117	118	115	59	105.4%	37	134	110	125	92	55	148.6%
		Civil	207	168	159	143	196	-11	-5.3%	173	194	163	174	154	-19	-11.0%
		<b>Domestic</b>	284	272	246	247	225	-59	-20.8%	262	237	225	248	229	-33	-12.6%
		Original	155	155	133	156	169	14	9.0%	153	145	136	173	142	-11	-7.2%
		Modification	129	117	113	91	56	-73	-56.6%	109	92	89	75	87	-22	-20.2%
		<b>Total</b>	677	653	640	646	647	-30	-4.4%	624	715	631	689	612	-12	-1.9%
	<b>35th Circuit</b>	<b>Criminal</b>	333	330	336	452	365	32	9.6%	302	402	341	424	371	69	22.8%
	<b>Totals</b>	Felony	242	157	172	271	204	-38	-15.7%	251	230	185	249	246	-5	-2.0%
		Other	91	173	164	181	161	70	76.9%	51	172	156	175	125	74	145.1%
		Civil	347	281	261	242	289	-58	-16.7%	326	298	284	282	240	-86	-26.4%
		<b>Domestic</b>	408	398	394	366	310	-98	-24.0%	369	330	350	377	324	-45	-12.2%
		Original	233	222	216	241	223	-10	-4.3%	221	210	215	254	223	2	0.9%
		Modification	175	176	178	125	87	-88	-50.3%	148	120	135	123	101	-47	-31.8%
		<b>Total</b>	1,088	1,009	991	1,060	964	-124	-11.4%	997	1,030	975	1,083	935	-62	-6.2%
	<b>36TH</b>	<b>Lawrence</b>	600	537	639	593	699	99	16.5%	683	617	613	732	591	-92	-13.5%
		Felony	299	315	344	279	416	117	39.1%	318	406	354	399	278	-40	-12.6%
		Other	301	222	295	314	283	-18	-6.0%	365	211	259	333	313	-52	-14.2%
		Civil	212	171	193	187	189	-23	-10.8%	221	209	195	147	145	-76	-34.4%
		<b>Domestic</b>	328	356	362	332	290	-38	-11.6%	316	327	374	333	256	-60	-19.0%
		Original	222	223	254	232	213	-9	-4.1%	203	211	253	241	189	-14	-6.9%
		Modification	106	133	108	100	77	-29	-27.4%	113	116	121	92	67	-46	-40.7%
		Juvenile	2	0	0	0	0	-2	N/A	0	0	0	0	0	0	N/A
		<b>Total</b>	1,142	1,064	1,194	1,112	1,178	36	3.2%	1,220	1,153	1,182	1,212	992	-228	-18.7%



# CIRCUIT COURT CASELOAD STATISTICS, FY 2014 - 2018

Circuit	County	Jurisdiction	Cases Filed					Change 2014-2018		Cases Disposed					Change 2014-2018			
			2014	2015	2016	2017	2018	# +/-	%	2014	2015	2016	2017	2018	# +/-	%		
37TH	Lee	Criminal	961	984	1,162	1,418	1,416	455	47.3%	1,156	946	1,210	1,264	1,576	420	36.3%		
		Felony	627	636	749	918	836	209	33.3%	774	613	781	807	952	178	23.0%		
		Other	334	348	413	500	580	246	73.7%	382	333	429	457	624	242	63.4%		
		Civil	928	917	882	915	1,014	86	9.3%	993	879	970	944	887	-106	-10.7%		
		Domestic	895	941	891	839	809	-86	-9.6%	869	910	914	897	764	-105	-12.1%		
		Original	596	640	615	580	590	-6	-1.0%	580	621	606	633	549	-31	-5.3%		
		Modification	299	301	276	259	219	-80	-26.8%	289	289	308	264	215	-74	-25.6%		
		Juvenile	1,054	1,263	1,122	1,092	949	-105	-10.0%	1,010	1,137	1,138	1,105	901	-109	-10.8%		
		Child Support	1,303	1,490	1,296	1,105	822	-481	-36.9%	1,174	1,389	1,559	1,144	765	-409	-34.8%		
		Total	5,141	5,595	5,353	5,369	5,010	-131	-2.5%	5,202	5,261	5,791	5,354	4,893	-309	-5.9%		
38TH	Jackson	Criminal	1,437	1,384	1,880	2,070	2,729	1,292	89.9%	1,523	1,283	1,644	2,089	2,354	831	54.6%		
		Felony	607	495	683	777	1,035	428	70.5%	721	525	618	853	874	153	21.2%		
		Other	830	889	1,197	1,293	1,694	864	104.1%	802	758	1,026	1,236	1,480	678	84.5%		
		Civil	365	305	296	275	322	-43	-11.8%	324	276	421	303	323	-1	-0.3%		
		Domestic	705	731	777	714	622	-83	-11.8%	729	725	786	739	645	-84	-11.5%		
		Original	445	423	477	439	427	-18	-4.0%	448	416	469	452	437	-11	-2.5%		
		Modification	260	308	300	275	195	-65	-25.0%	281	309	317	287	208	-73	-26.0%		
		Juvenile	3	1	2	0	0	-3	N/A	0	1	5	0	0	0	N/A		
		Total	2,510	2,421	2,955	3,059	3,673	1,163	46.3%	2,576	2,285	2,856	3,131	3,322	746	29.0%		
		39TH	Limestone	Criminal	1,234	1,255	1,544	1,288	1,238	4	0.3%	1,111	1,252	1,192	1,382	1,353	242	21.8%
Felony	709			691	778	869	750	41	5.8%	463	708	620	720	818	355	76.7%		
Other	525			564	766	419	488	-37	-7.0%	648	544	572	662	535	-113	-17.4%		
Civil	544			474	436	459	506	-38	-7.0%	530	521	402	474	402	-128	-24.2%		
Domestic	958			949	925	897	828	-130	-13.6%	895	962	837	972	774	-121	-13.5%		
Original	732			729	708	710	655	-77	-10.5%	703	748	655	792	616	-87	-12.4%		
Modification	226			220	217	187	173	-53	-23.5%	192	214	182	180	158	-34	-17.7%		
Total	2,736			2,678	2,905	2,644	2,572	-164	-6.0%	2,536	2,735	2,431	2,828	2,529	-7	-0.3%		
40TH	Clay			Criminal	354	248	313	308	377	23	6.5%	345	242	340	245	326	-19	-5.5%
				Felony	165	91	134	164	155	-10	-6.1%	160	80	140	114	140	-20	-12.5%
		Other	189	157	179	144	222	33	17.5%	185	162	200	131	186	1	0.5%		
		Civil	69	82	73	58	65	-4	-5.8%	63	82	61	63	37	-26	-41.3%		
		Domestic	177	142	151	161	122	-55	-31.1%	167	145	129	155	108	-59	-35.3%		
		Original	114	91	89	111	92	-22	-19.3%	113	94	83	100	78	-35	-31.0%		
		Modification	63	51	62	50	30	-33	-52.4%	54	51	46	55	30	-24	-44.4%		
		Juvenile	0	3	0	0	0	0	N/A	0	1	0	0	0	0	N/A		
		Total	600	475	537	527	564	-36	-6.0%	575	470	530	463	471	-104	-18.1%		
		40th Circuit	Coosa	Criminal	244	271	121	303	330	86	35.2%	287	350	133	276	323	36	12.5%
Felony	129			181	80	169	174	45	34.9%	170	230	86	167	164	-6	-3.5%		
Other	115			90	41	134	156	41	35.7%	117	120	47	109	159	42	35.9%		
Civil	52			45	53	50	49	-3	-5.8%	58	55	51	50	25	-33	-56.9%		
Domestic	67			62	56	51	47	-20	-29.9%	73	64	62	61	119	46	63.0%		
Original	41			37	43	33	42	1	2.4%	47	45	42	47	111	64	136.2%		
Modification	26			25	13	18	5	-21	-80.8%	26	19	20	14	8	-18	-69.2%		
Total	363			378	230	404	426	63	17.4%	418	469	246	387	467	49	11.7%		
40th Circuit	Totals			Criminal	598	519	434	611	707	109	18.2%	632	592	473	521	649	17	2.7%
				Felony	294	272	214	333	329	35	11.9%	330	310	226	281	304	-26	-7.9%
		Other	304	247	220	278	378	74	24.3%	302	282	247	240	345	43	14.2%		
		Civil	121	127	126	108	114	-7	-5.8%	121	137	112	113	62	-59	-48.8%		
		Domestic	244	204	207	212	169	-75	-30.7%	240	209	191	216	227	-13	-5.4%		
		Original	155	128	132	144	134	-21	-13.5%	160	139	125	147	189	29	18.1%		
		Modification	89	76	75	68	35	-54	-60.7%	80	70	66	69	38	-42	-52.5%		
		Juvenile	0	3	0	0	0	0	N/A	0	1	0	0	0	0	N/A		
		Total	963	853	767	931	990	27	2.8%	993	939	776	850	938	-55	-5.5%		

# CIRCUIT COURT CASELOAD STATISTICS, FY 2014 - 2018

Circuit	County	Jurisdiction	Cases Filed					Change 2014-2018		Cases Disposed					Change 2014-2018	
			2014	2015	2016	2017	2018	# +/-	%	2014	2015	2016	2017	2018	# +/-	%
41ST	Blount	Criminal	505	467	545	516	579	74	14.7%	421	524	567	455	719	298	70.8%
		Felony	306	278	393	304	393	87	28.4%	291	321	407	315	408	117	40.2%
		Other	199	189	152	212	186	-13	-6.5%	130	203	160	140	311	181	139.2%
		Civil	383	393	364	347	407	24	6.3%	342	363	371	310	355	13	3.8%
		Domestic	508	471	486	413	431	-77	-15.2%	412	453	417	402	421	9	2.2%
		Original	342	332	351	315	314	-28	-8.2%	291	324	324	294	319	28	9.6%
		Modification	166	139	135	98	117	-49	-29.5%	121	129	93	108	102	-19	-15.7%
		Juvenile	0	0	0	0	0	0	0.0%	0	0	0	0	0	0	0.0%
		<b>Total</b>	<b>1,396</b>	<b>1,331</b>	<b>1,395</b>	<b>1,276</b>	<b>1,417</b>	<b>21</b>	<b>1.5%</b>	<b>1,175</b>	<b>1,340</b>	<b>1,355</b>	<b>1,167</b>	<b>1,495</b>	<b>320</b>	<b>27.2%</b>

## STATEWIDE CIRCUIT COURT TOTALS

Circuit	County	Jurisdiction	Cases Filed					Change 2014-2018		Cases Disposed					Change 2014-2018	
			2014	2015	2016	2017	2018	# +/-	%	2014	2015	2016	2017	2018	# +/-	%
Statewide		Criminal	74,960	77,679	81,627	84,360	90,431	15,471	20.6%	76,350	77,541	81,999	86,107	88,405	12,055	15.8%
		Felony	40,243	42,554	44,236	46,040	49,329	9,086	22.6%	42,279	42,955	44,137	47,204	47,557	5,278	12.5%
		Other	34,717	35,125	37,391	38,320	41,102	6,385	18.4%	34,071	34,586	37,862	38,903	40,848	6,777	19.9%
		Civil	41,376	38,224	35,753	38,477	42,194	818	2.0%	42,475	40,752	36,259	36,450	39,826	-2,649	-6.2%
		Domestic	47,661	47,912	47,952	46,200	43,457	-4,204	-8.8%	46,684	48,383	47,614	46,453	44,321	-2,363	-5.1%
		Original	33,303	33,469	33,574	33,970	32,615	-688	-2.1%	32,796	33,852	33,520	33,536	32,902	106	0.3%
		Modification	14,358	14,443	14,378	12,230	10,842	-3,516	-24.5%	13,888	14,531	14,094	12,917	11,419	-2,469	-17.8%
		Juvenile	19,118	17,574	17,191	17,398	16,500	-2,618	-13.7%	19,176	17,252	17,362	17,168	16,285	-2,891	-15.1%
		Child Support	20,273	18,540	17,550	15,115	13,109	-7,164	-35.3%	25,978	23,997	17,467	16,826	15,407	-10,571	-40.7%
		<b>Total</b>	<b>203,388</b>	<b>199,929</b>	<b>200,073</b>	<b>201,550</b>	<b>205,691</b>	<b>2,303</b>	<b>1.1%</b>	<b>210,663</b>	<b>207,925</b>	<b>200,701</b>	<b>203,004</b>	<b>204,244</b>	<b>-6,419</b>	<b>-3.0%</b>

# DISTRICT COURT CASELOAD STATISTICS, FY 2014 - 2018

County	Jurisdiction	Cases Filed					Change 2014-2018		Cases Disposed					Change 2014-2018	
		2014	2015	2016	2017	2018	# +/-	%	2014	2015	2016	2017	2018	# +/-	%
Autauga	Traffic	4,836	3,901	3,183	3,631	3,394	-1,442	-29.8%	4,851	4,028	3,544	3,674	3,208	-1,643	-33.9%
	Criminal	841	892	1,027	1,213	1,249	408	48.5%	825	856	986	1,249	1,110	285	34.5%
	Small Claims	1,373	1,304	1,119	1,316	1,212	-161	-11.7%	1,316	1,383	1,159	1,217	1,189	-127	-9.7%
	Civil	361	340	243	256	284	-77	-21.3%	386	316	295	239	279	-107	-27.7%
	Juvenile	383	399	457	400	633	250	65.3%	373	323	444	451	565	192	51.5%
	Child Support	755	624	794	597	481	-274	-36.3%	661	652	749	640	410	-251	-38.0%
	<b>Total</b>	<b>8,549</b>	<b>7,460</b>	<b>6,823</b>	<b>7,413</b>	<b>7,253</b>	<b>-1,296</b>	<b>-15.2%</b>	<b>8,412</b>	<b>7,558</b>	<b>7,177</b>	<b>7,470</b>	<b>6,761</b>	<b>-1,651</b>	<b>-19.6%</b>
Baldwin	Traffic	15,412	14,680	12,656	12,240	9,545	-5,867	-38.1%	15,851	14,605	12,965	12,498	10,159	-5,692	-35.9%
	Criminal	5,707	5,694	6,608	6,725	6,875	1,168	20.5%	5,544	5,833	6,417	6,687	6,902	1,358	24.5%
	Small Claims	2,842	2,686	2,858	3,526	3,481	639	22.5%	2,251	3,399	3,191	2,857	2,994	743	33.0%
	Civil	1,550	1,417	1,145	1,203	1,202	-348	-22.5%	1,349	1,628	1,418	1,110	1,018	-331	-24.5%
	<b>Total</b>	<b>25,511</b>	<b>24,477</b>	<b>23,267</b>	<b>23,694</b>	<b>21,103</b>	<b>-4,408</b>	<b>-17.3%</b>	<b>24,995</b>	<b>25,465</b>	<b>23,991</b>	<b>23,152</b>	<b>21,073</b>	<b>-3,922</b>	<b>-15.7%</b>
Barbour - Clayton	Traffic	100	85	150	223	73	-27	-27.0%	78	89	144	211	93	15	19.2%
	Criminal	243	303	311	258	327	84	34.6%	240	302	301	256	320	80	33.3%
	Small Claims	126	111	105	142	177	51	40.5%	110	126	115	97	142	32	29.1%
	Civil	20	30	14	11	24	4	20.0%	25	27	26	9	10	-15	-60.0%
	Juvenile	35	33	36	31	88	53	151.4%	34	30	32	9	6	-28	-82.4%
	Child Support	414	468	974	557	443	29	7.0%	165	258	142	95	19	-146	-88.5%
	<b>Total</b>	<b>938</b>	<b>1,030</b>	<b>1,590</b>	<b>1,222</b>	<b>1,132</b>	<b>194</b>	<b>20.7%</b>	<b>652</b>	<b>832</b>	<b>760</b>	<b>677</b>	<b>590</b>	<b>-62</b>	<b>-9.5%</b>
Barbour - Eufaula	Traffic	1,849	2,096	2,386	1,865	985	-864	-46.7%	1,796	1,876	2,481	2,009	982	-814	-45.3%
	Criminal	609	508	447	613	668	59	9.7%	605	514	463	597	659	54	8.9%
	Small Claims	675	677	590	594	542	-133	-19.7%	655	669	606	540	540	-115	-17.6%
	Civil	75	78	50	37	73	-2	-2.7%	87	81	57	39	62	-25	-28.7%
	Juvenile	160	148	145	129	139	-21	-13.1%	171	145	130	38	0	-171	-100.0%
	Child Support	1	3	1	1	0	-1	0.0%	1	1	1	0	0	-1	-200.0%
	<b>Total</b>	<b>3,369</b>	<b>3,510</b>	<b>3,619</b>	<b>3,239</b>	<b>2,407</b>	<b>-962</b>	<b>-28.6%</b>	<b>3,315</b>	<b>3,286</b>	<b>3,738</b>	<b>3,223</b>	<b>2,243</b>	<b>-1,072</b>	<b>-32.3%</b>
Barbour	Traffic	1,949	2,181	2,536	2,088	1,058	-891	-45.7%	1,874	1,965	2,625	2,220	1,075	-799	-42.6%
	Criminal	852	811	758	871	995	143	16.8%	845	816	764	853	979	134	15.9%
	Small Claims	801	788	695	736	719	-82	-10.2%	765	795	721	637	682	-83	-10.8%
	Civil	95	108	64	48	97	2	2.1%	112	108	83	48	72	-40	-35.7%
	Juvenile	195	181	181	160	227	32	16.4%	205	175	162	47	6	-199	-97.1%
	Child Support	415	471	975	558	443	28	6.7%	166	259	143	95	19	-147	-88.6%
	<b>Total</b>	<b>4,307</b>	<b>4,540</b>	<b>5,209</b>	<b>4,461</b>	<b>3,539</b>	<b>-768</b>	<b>-17.8%</b>	<b>3,967</b>	<b>4,118</b>	<b>4,498</b>	<b>3,900</b>	<b>2,833</b>	<b>-1,134</b>	<b>-28.6%</b>
Bibb	Traffic	2,865	2,954	3,148	2,506	2,151	-714	-24.9%	2,783	3,132	3,081	2,651	2,190	-593	-21.3%
	Criminal	881	914	942	970	1,310	429	48.7%	962	914	872	1,053	1,130	168	17.5%
	Small Claims	209	218	243	280	290	81	38.8%	250	221	195	280	293	43	17.2%
	Civil	91	112	67	58	74	-17	-18.7%	109	109	59	74	65	-44	-40.4%
	Juvenile	308	351	466	489	483	175	56.8%	327	295	407	422	449	122	37.3%
	Child Support	296	317	291	253	165	-131	-44.3%	272	311	296	256	237	-35	-12.9%
	<b>Total</b>	<b>4,650</b>	<b>4,866</b>	<b>5,157</b>	<b>4,556</b>	<b>4,473</b>	<b>-177</b>	<b>-3.8%</b>	<b>4,703</b>	<b>4,982</b>	<b>4,910</b>	<b>4,736</b>	<b>4,364</b>	<b>-339</b>	<b>-7.2%</b>
Blount	Traffic	2,890	2,605	2,424	2,897	2,624	-266	-9.2%	2,922	2,606	2,456	2,806	2,655	-267	-9.1%
	Criminal	1,300	1,278	1,501	1,328	1,441	141	10.8%	1,321	1,396	1,446	1,337	1,464	143	10.8%
	Small Claims	475	517	554	762	858	383	80.6%	464	487	594	734	819	355	76.5%
	Civil	194	190	130	120	119	-75	-38.7%	196	201	134	134	123	-73	-37.2%
	Juvenile	485	521	597	586	589	104	21.4%	403	431	556	513	578	175	43.4%
	Child Support	180	168	208	147	158	-22	-12.2%	137	157	198	168	151	14	10.2%
	<b>Total</b>	<b>5,524</b>	<b>5,279</b>	<b>5,414</b>	<b>5,840</b>	<b>5,789</b>	<b>265</b>	<b>4.8%</b>	<b>5,443</b>	<b>5,278</b>	<b>5,384</b>	<b>5,692</b>	<b>5,790</b>	<b>347</b>	<b>6.4%</b>

# DISTRICT COURT CASELOAD STATISTICS, FY 2014 - 2018

County	Jurisdiction	Cases Filed					Change 2014-2018		Cases Disposed					Change 2014-2018	
		2014	2015	2016	2017	2018	# +/-	%	2014	2015	2016	2017	2018	# +/-	%
Bullock	Traffic	1,310	1,693	165	779	827	-483	-36.9%	1,482	1,311	462	602	587	-895	-60.4%
	Criminal	237	335	250	182	205	-32	-13.5%	189	301	292	160	194	5	2.6%
	Small Claims	186	164	177	167	246	60	32.3%	139	215	180	132	227	88	63.3%
	Civil	54	66	61	59	69	15	27.8%	37	88	46	50	90	53	143.2%
	Juvenile	31	45	33	24	89	58	187.1%	15	8	12	5	59	44	293.3%
	Child Support	392	153	560	305	128	-264	-67.3%	266	51	362	345	197	-69	-25.9%
	<b>Total</b>	<b>2,210</b>	<b>2,456</b>	<b>1,246</b>	<b>1,516</b>	<b>1,564</b>	<b>-646</b>	<b>-29.2%</b>	<b>2,128</b>	<b>1,974</b>	<b>1,354</b>	<b>1,294</b>	<b>1,354</b>	<b>-774</b>	<b>-36.4%</b>
Butler	Traffic	2,804	2,397	3,363	2,859	2,790	-14	-0.5%	2,801	2,387	2,951	3,156	2,881	80	2.9%
	Criminal	1,332	1,223	1,292	1,296	1,165	-167	-12.5%	1,140	1,313	1,285	1,344	1,120	-20	-1.8%
	Small Claims	777	656	734	766	701	-76	-9.8%	682	649	647	634	662	-20	-2.9%
	Civil	134	155	87	92	77	-57	-42.5%	120	125	83	60	67	-53	-44.2%
	Juvenile	117	159	208	166	178	61	52.1%	99	126	165	191	159	60	60.6%
	Child Support	298	404	251	221	129	-169	-56.7%	620	409	283	212	156	-464	-74.8%
	<b>Total</b>	<b>5,462</b>	<b>4,994</b>	<b>5,935</b>	<b>5,400</b>	<b>5,040</b>	<b>-422</b>	<b>-7.7%</b>	<b>5,462</b>	<b>5,009</b>	<b>5,414</b>	<b>5,597</b>	<b>5,045</b>	<b>-417</b>	<b>-7.6%</b>
Calhoun	Traffic	9,293	9,428	10,293	8,851	7,671	-1,622	-17.5%	8,984	9,719	9,214	9,154	7,609	-1,375	-15.3%
	Criminal	4,886	4,712	5,142	5,966	6,431	1,545	31.6%	4,390	4,404	4,845	5,419	5,866	1,476	33.6%
	Small Claims	1,962	2,379	2,389	3,000	2,918	956	48.7%	2,190	1,881	1,947	2,277	2,455	265	12.1%
	Civil	844	854	711	731	775	-69	-8.2%	706	1,363	635	565	653	-53	-7.5%
	<b>Total</b>	<b>16,985</b>	<b>17,373</b>	<b>18,535</b>	<b>18,548</b>	<b>17,795</b>	<b>810</b>	<b>4.8%</b>	<b>16,270</b>	<b>17,367</b>	<b>16,641</b>	<b>17,415</b>	<b>16,583</b>	<b>313</b>	<b>1.9%</b>
Chambers	Traffic	5,443	4,448	3,940	5,281	4,390	-1,053	-19.3%	5,484	4,578	4,006	4,928	4,609	-875	-16.0%
	Criminal	3,074	1,937	2,156	2,182	2,130	-944	-30.7%	3,034	2,143	2,041	1,887	2,095	-939	-30.9%
	Small Claims	828	649	644	731	634	-194	-23.4%	869	729	708	659	706	-163	-18.8%
	Civil	231	243	226	217	245	14	6.1%	260	228	246	202	261	1	0.4%
	Juvenile	330	269	263	381	348	18	5.5%	304	305	236	323	374	70	23.0%
	Child Support	374	312	343	227	177	-197	-52.7%	353	290	324	300	165	-188	-53.3%
	<b>Total</b>	<b>10,280</b>	<b>7,858</b>	<b>7,572</b>	<b>9,019</b>	<b>7,924</b>	<b>-2,356</b>	<b>-22.9%</b>	<b>10,304</b>	<b>8,273</b>	<b>7,561</b>	<b>8,299</b>	<b>8,210</b>	<b>-2,094</b>	<b>-20.3%</b>
Cherokee	Traffic	2,195	2,642	2,234	2,089	1,974	-221	-10.1%	2,052	2,673	2,160	2,198	1,837	-215	-10.5%
	Criminal	1,546	2,065	2,280	2,274	1,838	292	18.9%	1,504	2,072	2,299	2,191	1,966	462	30.7%
	Small Claims	453	349	338	434	363	-90	-19.9%	446	388	352	335	443	-3	-0.7%
	Civil	119	119	73	75	73	-46	-38.7%	121	110	85	75	89	-32	-26.4%
	Juvenile	270	363	257	268	272	2	0.7%	261	351	272	244	268	7	2.7%
	Child Support	230	181	167	125	106	-124	-53.9%	190	196	199	127	66	-124	-65.3%
	<b>Total</b>	<b>4,813</b>	<b>5,719</b>	<b>5,349</b>	<b>5,265</b>	<b>4,626</b>	<b>-187</b>	<b>-3.9%</b>	<b>4,574</b>	<b>5,790</b>	<b>5,367</b>	<b>5,170</b>	<b>4,669</b>	<b>95</b>	<b>2.1%</b>
Chilton	Traffic	2,661	2,205	2,827	2,914	3,217	556	20.9%	2,829	2,196	2,687	3,013	3,179	350	12.4%
	Criminal	2,465	2,346	2,178	2,691	3,214	749	30.4%	2,534	2,308	2,217	2,545	2,930	396	15.6%
	Small Claims	733	664	765	913	1,085	352	48.0%	770	635	728	854	922	152	19.7%
	Civil	218	221	169	197	172	-46	-21.1%	240	217	175	176	186	-54	-22.5%
	Juvenile	310	275	271	388	342	32	10.3%	299	241	313	310	289	-10	-3.3%
	Child Support	571	455	477	368	346	-225	-39.4%	512	506	483	321	348	-164	-32.0%
	<b>Total</b>	<b>6,958</b>	<b>6,166</b>	<b>6,687</b>	<b>7,471</b>	<b>8,376</b>	<b>1,418</b>	<b>20.4%</b>	<b>7,184</b>	<b>6,103</b>	<b>6,603</b>	<b>7,219</b>	<b>7,854</b>	<b>670</b>	<b>9.3%</b>
Choctaw	Traffic	1,057	1,577	1,419	1,278	900	-157	-14.9%	1,011	2,098	1,737	1,405	1,002	-9	-0.9%
	Criminal	446	521	454	442	385	-61	-13.7%	370	531	488	473	355	-15	-4.1%
	Small Claims	273	250	236	265	271	-2	-0.7%	205	228	157	174	256	51	24.9%
	Civil	49	40	24	20	30	-19	-38.8%	48	53	27	19	23	-25	-52.1%
	Juvenile	64	61	62	110	78	14	21.9%	55	53	47	92	59	4	7.3%
	Child Support	138	97	118	104	67	-71	-51.4%	91	87	83	64	66	-25	-27.5%
<b>Total</b>	<b>2,027</b>	<b>2,546</b>	<b>2,313</b>	<b>2,219</b>	<b>1,731</b>	<b>-296</b>	<b>-14.6%</b>	<b>1,780</b>	<b>3,050</b>	<b>2,539</b>	<b>2,227</b>	<b>1,761</b>	<b>-19</b>	<b>-1.1%</b>	

# DISTRICT COURT CASELOAD STATISTICS, FY 2014 - 2018

County	Jurisdiction	Cases Filed					Change 2014-2018		Cases Disposed					Change 2014-2018	
		2014	2015	2016	2017	2018	# +/-	%	2014	2015	2016	2017	2018	# +/-	%
Clarke	Traffic	1,658	1,513	1,543	1,344	1,056	-602	-36.3%	1,853	1,485	1,600	1,388	1,098	-755	-40.7%
	Criminal	978	850	853	1,037	1,148	170	17.4%	1,149	843	900	949	1,087	-62	-5.4%
	Small Claims	806	616	724	689	568	-238	-29.5%	904	684	727	689	567	-337	-37.3%
	Civil	128	98	63	88	85	-43	-33.6%	132	109	68	75	93	-39	-29.5%
	Juvenile	176	182	229	133	169	-7	-4.0%	201	185	251	139	163	-38	-18.9%
	Child Support	572	529	554	370	268	-304	-53.1%	666	535	562	511	224	-442	-66.4%
	<b>Total</b>	<b>4,318</b>	<b>3,788</b>	<b>3,966</b>	<b>3,661</b>	<b>3,294</b>	<b>-1,024</b>	<b>-23.7%</b>	<b>4,905</b>	<b>3,841</b>	<b>4,108</b>	<b>3,751</b>	<b>3,232</b>	<b>-1,673</b>	<b>-34.1%</b>
Clay	Traffic	457	743	828	357	410	-47	-10.3%	419	638	886	409	409	-10	-2.4%
	Criminal	414	317	325	409	548	134	32.4%	425	339	331	396	498	73	17.2%
	Small Claims	181	209	187	218	249	68	37.6%	178	201	195	218	205	27	15.2%
	Civil	71	57	41	44	52	-19	-26.8%	62	65	45	45	34	-28	-45.2%
	Juvenile	127	108	116	155	104	-23	-18.1%	113	88	87	79	105	-8	-7.1%
	Child Support	148	170	225	160	123	-25	-16.9%	137	142	150	243	86	-51	-37.2%
	<b>Total</b>	<b>1,398</b>	<b>1,604</b>	<b>1,722</b>	<b>1,343</b>	<b>1,486</b>	<b>88</b>	<b>6.3%</b>	<b>1,334</b>	<b>1,473</b>	<b>1,694</b>	<b>1,390</b>	<b>1,337</b>	<b>3</b>	<b>0.2%</b>
Cleburne	Traffic	5,409	6,013	5,513	4,318	5,836	427	7.9%	6,195	6,778	6,754	4,445	6,021	-174	-2.8%
	Criminal	766	1,383	1,111	1,555	1,391	625	81.6%	790	1,499	1,235	1,585	1,553	763	96.6%
	Small Claims	157	127	198	218	237	80	51.0%	158	135	181	200	235	77	48.7%
	Civil	55	53	41	34	43	-12	-21.8%	53	52	49	34	41	-12	-22.6%
	Juvenile	142	153	161	186	121	-21	-14.8%	115	127	141	168	143	28	24.3%
	Child Support	82	80	147	106	87	5	6.1%	98	100	150	111	84	-14	-14.3%
	<b>Total</b>	<b>6,611</b>	<b>7,809</b>	<b>7,171</b>	<b>6,417</b>	<b>7,715</b>	<b>1,104</b>	<b>16.7%</b>	<b>7,409</b>	<b>8,691</b>	<b>8,510</b>	<b>6,543</b>	<b>8,077</b>	<b>668</b>	<b>9.0%</b>
Coffee - Elba	Traffic	894	806	1,052	1,375	1,127	233	26.1%	935	840	952	1,389	1,171	236	25.2%
	Criminal	338	380	296	415	377	39	11.5%	317	397	306	419	392	75	23.7%
	Small Claims	252	211	262	310	278	26	10.3%	225	264	255	258	300	75	33.3%
	Civil	54	59	47	45	49	-5	-9.3%	58	55	53	52	36	-22	-37.9%
	Juvenile	87	93	55	87	72	-15	-17.2%	85	110	58	77	67	-18	-21.2%
	Child Support	128	126	128	97	63	-65	-50.8%	138	109	121	131	70	-68	-49.3%
	<b>Total</b>	<b>1,753</b>	<b>1,675</b>	<b>1,840</b>	<b>2,329</b>	<b>1,966</b>	<b>213</b>	<b>12.2%</b>	<b>1,758</b>	<b>1,775</b>	<b>1,745</b>	<b>2,326</b>	<b>2,036</b>	<b>278</b>	<b>15.8%</b>
Coffee - Enterprise	Traffic	1,888	1,728	1,800	2,269	1,967	79	4.2%	1,957	1,799	1,663	2,129	2,196	239	12.2%
	Criminal	891	954	973	860	951	60	6.7%	904	975	921	891	1,004	100	11.1%
	Small Claims	1,307	1,324	1,533	1,470	1,479	172	13.2%	1,574	1,367	1,501	1,360	1,572	-2	-0.1%
	Civil	299	306	267	244	219	-80	-26.8%	353	294	286	230	231	-122	-34.6%
	Juvenile	220	212	260	305	286	66	30.0%	223	224	245	282	297	74	33.2%
	Child Support	397	326	333	232	234	-163	-41.1%	352	333	365	460	204	-148	-42.0%
	<b>Total</b>	<b>5,002</b>	<b>4,850</b>	<b>5,166</b>	<b>5,380</b>	<b>5,136</b>	<b>134</b>	<b>2.7%</b>	<b>5,363</b>	<b>4,992</b>	<b>4,981</b>	<b>5,352</b>	<b>5,504</b>	<b>141</b>	<b>2.6%</b>
Coffee	Traffic	2,782	2,534	2,852	3,644	3,094	312	11.2%	2,892	2,639	2,615	3,518	3,367	475	16.4%
	Criminal	1,229	1,334	1,269	1,275	1,328	99	8.1%	1,221	1,372	1,227	1,310	1,396	175	14.3%
	Small Claims	1,559	1,535	1,795	1,780	1,757	198	12.7%	1,799	1,631	1,756	1,618	1,872	73	4.1%
	Civil	353	365	314	289	268	-85	-24.1%	411	349	339	282	267	-144	-35.0%
	Juvenile	307	305	315	392	358	51	16.6%	308	334	303	359	364	56	18.2%
	Child Support	525	452	461	329	297	-228	-43.4%	490	442	486	591	274	-216	-44.1%
	<b>Total</b>	<b>6,755</b>	<b>6,525</b>	<b>7,006</b>	<b>7,709</b>	<b>7,102</b>	<b>347</b>	<b>5.1%</b>	<b>7,121</b>	<b>6,767</b>	<b>6,726</b>	<b>7,678</b>	<b>7,540</b>	<b>419</b>	<b>5.9%</b>
Colbert	Traffic	3,504	3,022	4,004	3,919	2,959	-545	-15.6%	3,587	3,049	3,723	3,999	3,167	-420	-11.7%
	Criminal	801	820	716	794	710	-91	-11.4%	762	834	695	763	767	5	0.7%
	Small Claims	1,232	1,261	1,431	1,432	1,518	286	23.2%	1,355	1,221	1,258	1,526	1,548	193	14.2%
	Civil	371	350	260	276	263	-108	-29.1%	370	351	252	309	270	-100	-27.0%
	Juvenile	511	514	542	713	836	325	63.6%	497	602	532	622	666	169	34.0%
	Child Support	469	467	443	339	365	-104	-22.2%	519	429	402	404	363	-156	-30.1%
	<b>Total</b>	<b>6,888</b>	<b>6,434</b>	<b>7,396</b>	<b>7,473</b>	<b>6,651</b>	<b>-237</b>	<b>-3.4%</b>	<b>7,090</b>	<b>6,486</b>	<b>6,862</b>	<b>7,623</b>	<b>6,781</b>	<b>-309</b>	<b>-4.4%</b>

# DISTRICT COURT CASELOAD STATISTICS, FY 2014 - 2018

County	Jurisdiction	Cases Filed					Change 2014-2018		Cases Disposed					Change 2014-2018	
		2014	2015	2016	2017	2018	# +/-	%	2014	2015	2016	2017	2018	# +/-	%
Conecuh	Traffic	2,691	2,931	2,810	2,371	2,049	-642	-23.9%	2,625	2,961	2,704	2,373	2,057	-568	-21.6%
	Criminal	354	290	463	478	308	-46	-13.0%	360	239	393	560	424	64	17.8%
	Small Claims	271	367	253	224	264	-7	-2.6%	250	231	327	282	252	2	0.8%
	Civil	50	59	38	45	35	-15	-30.0%	54	60	41	50	39	-15	-27.8%
	Juvenile	46	46	50	124	149	103	223.9%	35	49	54	111	145	110	314.3%
	Child Support	323	411	287	279	236	-87	-26.9%	145	234	276	256	191	46	31.7%
	<b>Total</b>	<b>3,735</b>	<b>4,104</b>	<b>3,901</b>	<b>3,521</b>	<b>3,041</b>	<b>-694</b>	<b>-18.6%</b>	<b>3,469</b>	<b>3,774</b>	<b>3,795</b>	<b>3,632</b>	<b>3,108</b>	<b>-361</b>	<b>-10.4%</b>
Coosa	Traffic	2,403	1,972	3,218	2,591	1,436	-967	-40.2%	2,248	1,951	3,024	2,883	1,532	-716	-31.9%
	Criminal	451	501	566	687	522	71	15.7%	441	490	546	669	527	86	19.5%
	Small Claims	72	83	93	122	146	74	102.8%	55	60	79	97	123	68	123.6%
	Civil	30	34	33	33	27	-3	-10.0%	30	26	35	34	27	-3	-10.0%
	Juvenile	97	106	144	107	100	3	3.1%	95	113	112	140	93	-2	-2.1%
	Child Support	57	84	42	72	53	-4	-7.0%	33	69	53	40	48	15	45.5%
	<b>Total</b>	<b>3,110</b>	<b>2,780</b>	<b>4,096</b>	<b>3,612</b>	<b>2,284</b>	<b>-826</b>	<b>-26.6%</b>	<b>2,902</b>	<b>2,709</b>	<b>3,849</b>	<b>3,863</b>	<b>2,350</b>	<b>-552</b>	<b>-19.0%</b>
Covington	Traffic	3,610	2,589	2,285	2,104	2,374	-1,236	-34.2%	3,489	2,971	2,386	2,192	2,157	-1,332	-38.2%
	Criminal	2,331	2,254	2,299	2,482	2,221	-110	-4.7%	2,003	1,723	2,281	2,704	2,471	468	23.4%
	Small Claims	593	515	576	729	862	269	45.4%	522	634	534	546	683	161	30.8%
	Civil	226	231	172	169	177	-49	-21.7%	213	208	197	147	126	-87	-40.8%
	Juvenile	298	412	323	281	285	-13	-4.4%	314	385	342	278	272	-42	-13.4%
	Child Support	441	404	453	379	251	-190	-43.1%	344	524	376	431	353	9	2.6%
	<b>Total</b>	<b>7,499</b>	<b>6,405</b>	<b>6,108</b>	<b>6,144</b>	<b>6,170</b>	<b>-1,329</b>	<b>-17.7%</b>	<b>6,885</b>	<b>6,445</b>	<b>6,116</b>	<b>6,298</b>	<b>6,062</b>	<b>-823</b>	<b>-12.0%</b>
Crenshaw	Traffic	3,514	4,100	2,691	1,738	1,980	-1,534	-43.7%	3,629	3,964	3,113	1,764	1,850	-1,779	-49.0%
	Criminal	546	466	574	519	748	202	37.0%	522	568	570	571	702	180	34.5%
	Small Claims	277	240	239	303	321	44	15.9%	270	249	237	257	327	57	21.1%
	Civil	53	79	57	48	50	-3	-5.7%	55	80	64	50	53	-2	-3.6%
	Juvenile	122	134	124	156	172	50	41.0%	111	113	154	170	147	36	32.4%
	Child Support	163	154	144	141	85	-78	-47.9%	144	134	194	302	73	-71	-49.3%
	<b>Total</b>	<b>4,675</b>	<b>5,173</b>	<b>3,829</b>	<b>2,905</b>	<b>3,356</b>	<b>-1,319</b>	<b>-28.2%</b>	<b>4,731</b>	<b>5,108</b>	<b>4,332</b>	<b>3,114</b>	<b>3,152</b>	<b>-1,579</b>	<b>-33.4%</b>
Cullman	Traffic	6,253	5,260	5,516	4,745	4,357	-1,896	-30.3%	6,122	5,615	5,220	5,107	4,087	-2,035	-33.2%
	Criminal	2,945	2,772	3,354	3,636	3,914	969	32.9%	2,755	2,797	3,321	3,645	3,526	771	28.0%
	Small Claims	1,101	1,003	1,159	1,541	1,539	438	39.8%	1,002	884	1,212	1,199	1,259	257	25.6%
	Civil	371	437	282	288	316	-55	-14.8%	384	309	279	375	244	-140	-36.5%
	Juvenile	891	774	763	787	793	-98	-11.0%	759	820	727	755	801	42	5.5%
	Child Support	367	385	372	427	384	17	4.6%	354	338	388	448	376	22	6.2%
	<b>Total</b>	<b>11,928</b>	<b>10,631</b>	<b>11,446</b>	<b>11,424</b>	<b>11,303</b>	<b>-625</b>	<b>-5.2%</b>	<b>11,376</b>	<b>10,763</b>	<b>11,147</b>	<b>11,529</b>	<b>10,293</b>	<b>-1,083</b>	<b>-9.5%</b>
Dale	Traffic	3,381	2,956	3,171	3,420	2,802	-579	-17.1%	3,408	2,885	3,028	3,400	2,909	-499	-14.6%
	Criminal	1,044	1,079	1,212	1,204	1,025	-19	-1.8%	989	1,098	1,185	1,175	1,060	71	7.2%
	Small Claims	1,133	991	1,022	1,258	1,621	488	43.1%	1,442	1,014	959	1,064	1,928	486	33.7%
	Civil	323	261	209	258	240	-83	-25.7%	328	240	218	205	369	41	12.5%
	Juvenile	502	430	445	481	483	-19	-3.8%	551	380	454	431	393	0	0.0%
	Child Support	697	799	640	417	338	-359	-51.5%	709	735	732	387	360	-349	-49.2%
	<b>Total</b>	<b>7,080</b>	<b>6,516</b>	<b>6,699</b>	<b>7,038</b>	<b>6,509</b>	<b>-571</b>	<b>-8.1%</b>	<b>7,427</b>	<b>6,352</b>	<b>6,576</b>	<b>6,662</b>	<b>7,019</b>	<b>-408</b>	<b>-5.5%</b>
Dallas	Traffic	4,302	3,089	2,764	3,422	2,843	-1,459	-33.9%	4,326	2,784	2,155	2,325	2,098	-2,228	-51.5%
	Criminal	1,197	1,047	1,017	1,060	1,422	225	18.8%	1,241	954	1,008	1,008	1,257	16	1.3%
	Small Claims	933	864	943	951	994	61	6.5%	735	706	700	742	869	134	18.2%
	Civil	291	290	243	242	191	-100	-34.4%	256	258	220	224	184	-72	-28.1%
	Juvenile	533	486	431	403	349	-184	-34.5%	448	421	388	360	307	-141	-31.5%
	Child Support	1,122	1,211	1,000	691	440	-682	-60.8%	875	1,068	1,239	845	622	-253	-28.9%
	<b>Total</b>	<b>8,378</b>	<b>6,987</b>	<b>6,398</b>	<b>6,769</b>	<b>6,239</b>	<b>-2,139</b>	<b>-25.5%</b>	<b>7,881</b>	<b>6,191</b>	<b>5,710</b>	<b>5,504</b>	<b>5,337</b>	<b>-2,544</b>	<b>-32.3%</b>

# DISTRICT COURT CASELOAD STATISTICS, FY 2013 - 2017

County	Jurisdiction	Cases Filed					Change 2014-2018		Cases Disposed					Change 2014-2018	
		2014	2015	2016	2017	2018	# +/-	%	2014	2015	2016	2017	2018	# +/-	%
DeKalb	Traffic	3,761	3,405	3,830	3,287	3,417	-344	-9.1%	3,665	3,595	3,895	3,567	3,233	-432	-11.8%
	Criminal	2,500	2,549	3,193	3,460	3,525	1,025	41.0%	2,198	2,334	3,238	3,980	3,425	1,227	55.8%
	Small Claims	1,457	1,384	1,371	1,483	1,490	33	2.3%	1,439	1,407	1,378	1,334	1,389	-50	-3.5%
	Civil	296	311	243	208	227	-69	-23.3%	304	289	263	224	233	-71	-23.4%
	Juvenile	543	562	650	590	683	140	25.8%	689	586	635	543	538	-151	-21.9%
	Child Support	327	397	414	384	264	-63	-19.3%	326	297	327	375	305	-21	-6.4%
	<b>Total</b>	<b>8,884</b>	<b>8,608</b>	<b>9,701</b>	<b>9,412</b>	<b>9,606</b>	<b>722</b>	<b>8.1%</b>	<b>8,621</b>	<b>8,508</b>	<b>9,736</b>	<b>10,023</b>	<b>9,123</b>	<b>502</b>	<b>5.8%</b>
Elmore	Traffic	7,008	4,904	3,966	3,648	3,898	-3,110	-44.4%	6,836	5,301	4,163	3,709	3,557	-3,279	-48.0%
	Criminal	2,521	2,448	2,350	2,467	2,621	100	4.0%	2,422	2,461	2,514	2,454	2,583	161	6.6%
	Small Claims	1,101	1,044	1,118	1,275	1,526	425	38.6%	1,079	1,106	1,113	1,255	1,504	425	39.4%
	Civil	515	465	335	347	343	-172	-33.4%	527	487	383	333	314	-213	-40.4%
	Juvenile	720	717	654	697	685	-35	-4.9%	710	719	628	625	628	-82	-11.5%
	Child Support	729	934	879	697	433	-296	-40.6%	695	900	816	781	546	-149	-21.4%
	<b>Total</b>	<b>12,594</b>	<b>10,512</b>	<b>9,302</b>	<b>9,131</b>	<b>9,506</b>	<b>-3,088</b>	<b>-24.5%</b>	<b>12,269</b>	<b>10,974</b>	<b>9,617</b>	<b>9,157</b>	<b>9,132</b>	<b>-3,137</b>	<b>-25.6%</b>
Escambia	Traffic	3,726	3,950	4,920	4,379	4,185	459	12.3%	3,506	3,879	5,002	4,307	4,443	937	26.7%
	Criminal	1,875	2,091	2,090	2,168	2,455	580	30.9%	1,773	1,795	1,811	1,829	2,151	378	21.3%
	Small Claims	661	524	561	598	611	-50	-7.6%	563	455	508	388	507	-56	-9.9%
	Civil	179	157	137	173	126	-53	-29.6%	158	127	107	129	113	-45	-28.5%
	Juvenile	482	505	545	568	573	91	18.9%	478	480	502	514	536	58	12.1%
	Child Support	482	664	730	550	364	-118	-24.5%	489	765	706	612	318	-171	-35.0%
	<b>Total</b>	<b>7,405</b>	<b>7,891</b>	<b>8,983</b>	<b>8,436</b>	<b>8,314</b>	<b>909</b>	<b>12.3%</b>	<b>6,967</b>	<b>7,501</b>	<b>8,636</b>	<b>7,779</b>	<b>8,068</b>	<b>1,101</b>	<b>15.8%</b>
Etowah	Traffic	8,534	7,974	7,722	6,885	5,321	-3,213	-37.6%	8,319	7,771	7,526	6,324	5,698	-2,621	-31.5%
	Criminal	3,534	3,285	3,518	4,560	4,658	1,124	31.8%	3,455	3,057	3,463	3,969	4,585	1,130	32.7%
	Small Claims	2,638	2,703	2,687	2,614	2,836	198	7.5%	3,045	2,228	2,338	2,395	2,955	-90	-3.0%
	Civil	1,214	1,251	936	832	928	-286	-23.6%	1,521	1,089	1,035	714	953	-568	-37.3%
	Juvenile	988	890	899	904	854	-134	-13.6%	913	798	844	854	835	-78	-8.5%
	Child Support	753	786	811	687	508	-245	-32.5%	549	635	909	636	440	-109	-19.9%
	<b>Total</b>	<b>17,661</b>	<b>16,889</b>	<b>16,573</b>	<b>16,482</b>	<b>15,105</b>	<b>-2,556</b>	<b>-14.5%</b>	<b>17,802</b>	<b>15,578</b>	<b>16,115</b>	<b>14,892</b>	<b>15,466</b>	<b>-2,336</b>	<b>-13.1%</b>
Fayette	Traffic	1,002	837	761	792	994	-8	-0.8%	924	969	753	717	985	61	6.6%
	Criminal	619	603	739	921	1,132	513	82.9%	544	619	617	846	1,306	762	140.1%
	Small Claims	264	263	278	334	319	55	20.8%	250	276	284	385	316	66	26.4%
	Civil	62	51	33	39	43	-19	-30.6%	55	48	31	87	53	-2	-3.6%
	Juvenile	156	158	197	175	167	11	7.1%	144	152	77	53	90	-54	-37.5%
	Child Support	199	178	217	181	170	-29	-14.6%	168	172	162	165	229	61	36.3%
	<b>Total</b>	<b>2,302</b>	<b>2,090</b>	<b>2,225</b>	<b>2,442</b>	<b>2,825</b>	<b>523</b>	<b>22.7%</b>	<b>2,085</b>	<b>2,236</b>	<b>1,924</b>	<b>2,253</b>	<b>2,979</b>	<b>894</b>	<b>42.9%</b>
Franklin	Traffic	2,284	2,398	2,216	2,016	1,978	-306	-13.4%	2,360	2,386	2,138	2,143	1,923	-437	-18.5%
	Criminal	1,322	1,086	1,254	1,407	1,518	196	14.8%	1,341	1,129	1,260	1,353	1,562	221	16.5%
	Small Claims	369	432	505	568	604	235	63.7%	367	435	462	534	660	293	79.8%
	Civil	137	110	97	107	132	-5	-3.6%	136	108	100	112	130	-6	-4.4%
	Juvenile	432	364	388	391	329	-103	-23.8%	468	364	383	389	321	-147	-31.4%
	Child Support	91	132	207	112	163	72	79.1%	88	101	156	138	183	95	108.0%
	<b>Total</b>	<b>4,635</b>	<b>4,522</b>	<b>4,667</b>	<b>4,601</b>	<b>4,724</b>	<b>89</b>	<b>1.9%</b>	<b>4,760</b>	<b>4,523</b>	<b>4,499</b>	<b>4,669</b>	<b>4,779</b>	<b>19</b>	<b>0.4%</b>
Geneva	Traffic	1,948	1,993	2,687	3,049	2,348	400	20.5%	2,625	1,848	2,735	2,870	2,666	41	1.6%
	Criminal	920	904	953	1,237	1,141	221	24.0%	879	920	946	1,201	1,218	339	38.6%
	Small Claims	302	308	315	439	419	117	38.7%	397	331	316	379	395	-2	-0.5%
	Civil	130	129	101	104	113	-17	-13.1%	175	151	92	96	104	-71	-40.6%
	Juvenile	413	417	365	415	331	-82	-19.9%	430	445	398	434	419	-11	-2.6%
	Child Support	376	506	356	235	163	-213	-56.6%	391	465	409	284	195	-196	-50.1%
	<b>Total</b>	<b>4,089</b>	<b>4,257</b>	<b>4,777</b>	<b>5,479</b>	<b>4,515</b>	<b>426</b>	<b>10.4%</b>	<b>4,897</b>	<b>4,160</b>	<b>4,896</b>	<b>5,264</b>	<b>4,997</b>	<b>100</b>	<b>2.0%</b>

# DISTRICT COURT CASELOAD STATISTICS, FY 2014 - 2018

County	Jurisdiction	Cases Filed					Change 2014-2018		Cases Disposed					Change 2014-2018	
		2014	2015	2016	2017	2018	# +/-	%	2014	2015	2016	2017	2018	# +/-	%
Greene	Traffic	3,721	2,989	3,128	2,332	1,180	-2,541	-68.3%	3,646	3,342	3,130	2,428	1,263	-2,383	-65.4%
	Criminal	523	446	470	463	380	-143	-27.3%	441	508	491	444	329	-112	-25.4%
	Small Claims	123	111	132	142	151	28	22.8%	111	169	142	147	143	32	28.8%
	Civil	48	30	28	36	31	-17	-35.4%	41	51	37	32	41	0	0.0%
	Juvenile	146	98	81	78	83	-63	-43.2%	133	110	72	70	72	-61	-45.9%
	Child Support	170	208	206	138	87	-83	-48.8%	197	192	235	203	145	-52	-26.4%
	<b>Total</b>	<b>4,731</b>	<b>3,882</b>	<b>4,045</b>	<b>3,189</b>	<b>1,912</b>	<b>-2,819</b>	<b>-59.6%</b>	<b>4,569</b>	<b>4,372</b>	<b>4,107</b>	<b>3,324</b>	<b>1,993</b>	<b>-2,576</b>	<b>-56.4%</b>
Hale	Traffic	2,378	2,489	2,551	2,748	2,301	-77	-3.2%	2,362	2,418	2,485	2,739	2,293	-69	-2.9%
	Criminal	498	535	584	490	551	53	10.6%	479	513	583	515	518	39	8.1%
	Small Claims	313	319	298	313	352	39	12.5%	340	320	282	323	346	6	1.8%
	Civil	72	75	59	42	48	-24	-33.3%	79	76	68	48	47	-32	-40.5%
	Juvenile	149	158	113	133	136	-13	-8.7%	148	144	126	101	139	-9	-6.1%
	Child Support	347	359	439	246	133	-214	-61.7%	595	346	412	290	178	-417	-70.1%
	<b>Total</b>	<b>3,757</b>	<b>3,935</b>	<b>4,044</b>	<b>3,972</b>	<b>3,521</b>	<b>-236</b>	<b>-6.3%</b>	<b>4,003</b>	<b>3,817</b>	<b>3,956</b>	<b>4,016</b>	<b>3,521</b>	<b>-482</b>	<b>-12.0%</b>
Henry	Traffic	3,924	3,345	2,836	3,151	2,663	-1,261	-32.1%	4,011	3,395	2,872	3,237	2,924	-1,087	-27.1%
	Criminal	1,177	879	897	1,183	964	-213	-18.1%	1,110	923	895	1,230	1,034	-76	-6.8%
	Small Claims	393	501	409	435	418	25	6.4%	317	439	536	366	478	161	50.8%
	Civil	62	53	39	45	52	-10	-16.1%	54	42	102	43	33	-21	-38.9%
	Juvenile	136	198	188	184	186	50	36.8%	151	152	203	146	209	58	38.4%
	Child Support	173	204	207	121	86	-87	-50.3%	166	200	154	178	74	-92	-55.4%
	<b>Total</b>	<b>5,865</b>	<b>5,180</b>	<b>4,576</b>	<b>5,119</b>	<b>4,369</b>	<b>-1,496</b>	<b>-25.5%</b>	<b>5,809</b>	<b>5,151</b>	<b>4,762</b>	<b>5,200</b>	<b>4,752</b>	<b>-1,057</b>	<b>-18.2%</b>
Houston	Traffic	5,247	3,889	5,477	5,861	5,423	176	3.4%	5,339	3,928	5,122	6,096	5,600	261	4.9%
	Criminal	3,458	3,602	4,663	5,026	4,843	1,385	40.1%	3,315	3,462	4,522	5,024	4,667	1,352	40.8%
	Small Claims	4,023	3,864	3,918	4,656	4,588	565	14.0%	3,739	3,717	3,599	3,873	3,982	243	6.5%
	Civil	1,181	1,060	793	908	875	-306	-25.9%	1,197	987	709	691	734	-463	-38.7%
	<b>Total</b>	<b>13,909</b>	<b>12,415</b>	<b>14,851</b>	<b>16,451</b>	<b>15,729</b>	<b>1,820</b>	<b>13.1%</b>	<b>13,590</b>	<b>12,094</b>	<b>13,952</b>	<b>15,684</b>	<b>14,983</b>	<b>1,393</b>	<b>10.3%</b>
	Jackson	Traffic	3,747	4,368	3,764	2,843	2,596	-1,151	-30.7%	3,802	4,069	4,116	3,068	2,599	-1,203
Criminal		3,389	3,054	3,768	3,609	3,695	306	9.0%	3,436	2,790	3,610	4,275	4,045	609	17.7%
Small Claims		923	915	938	1,099	1,127	204	22.1%	733	1,040	1,009	980	918	185	25.2%
Civil		253	216	158	155	190	-63	-24.9%	272	221	161	146	141	-131	-48.2%
Juvenile		510	526	467	383	435	-75	-14.7%	363	541	649	378	416	53	14.6%
Child Support		342	401	487	346	281	-61	-17.8%	372	360	416	515	267	-105	-28.2%
<b>Total</b>		<b>9,164</b>	<b>9,480</b>	<b>9,582</b>	<b>8,435</b>	<b>8,324</b>	<b>-840</b>	<b>-9.2%</b>	<b>8,978</b>	<b>9,021</b>	<b>9,961</b>	<b>9,362</b>	<b>8,386</b>	<b>-592</b>	<b>-6.6%</b>
Jefferson - Bessemer	Traffic	2,807	2,971	2,552	3,726	4,836	2,029	72.3%	2,662	2,915	2,495	3,040	3,678	1,016	38.2%
	Criminal	3,512	3,414	3,480	4,004	4,200	688	19.6%	3,680	3,443	3,284	3,694	3,824	144	3.9%
	Small Claims	1,439	1,068	1,450	1,733	2,627	1,188	82.6%	1,353	1,068	1,114	1,278	1,795	442	32.7%
	Civil	1,050	1,008	827	931	1,017	-33	-3.1%	979	1,058	875	925	819	-160	-16.3%
	<b>Total</b>	<b>8,808</b>	<b>8,461</b>	<b>8,309</b>	<b>10,394</b>	<b>12,680</b>	<b>3,872</b>	<b>44.0%</b>	<b>8,674</b>	<b>8,484</b>	<b>7,768</b>	<b>8,937</b>	<b>10,116</b>	<b>1,442</b>	<b>16.6%</b>
Jefferson - Birmingham	Traffic	14,811	18,201	22,401	22,051	20,689	5,878	39.7%	13,463	17,455	20,787	21,519	17,836	4,373	32.5%
	Criminal	14,021	12,967	13,169	13,042	13,769	-252	-1.8%	13,559	13,537	13,005	12,779	13,211	-348	-2.6%
	Small Claims	8,966	7,638	8,714	10,219	10,205	1,239	13.8%	8,964	8,516	8,092	8,790	10,410	1,446	16.1%
	<b>Total</b>	<b>45,304</b>	<b>45,671</b>	<b>50,848</b>	<b>51,715</b>	<b>51,332</b>	<b>6,028</b>	<b>13.3%</b>	<b>43,214</b>	<b>46,854</b>	<b>48,383</b>	<b>49,440</b>	<b>47,903</b>	<b>4,689</b>	<b>10.9%</b>
Jefferson	Traffic	17,618	21,172	24,953	25,777	25,525	3,071	17.4%	16,125	20,370	23,282	24,559	21,514	5,389	33.4%
	Criminal	17,533	16,381	16,649	17,046	17,969	-3,764	-21.5%	17,239	16,980	16,289	16,473	17,035	-204	-1.2%
	Small Claims	10,405	8,706	10,164	11,952	12,832	-200	-1.9%	10,317	9,584	9,206	10,068	12,205	1,888	18.3%
	Civil	8,556	7,873	7,391	7,334	7,686	-1,887	-22.1%	8,207	8,404	7,374	7,277	7,265	-942	-11.5%
	<b>Total</b>	<b>54,112</b>	<b>54,132</b>	<b>59,157</b>	<b>62,109</b>	<b>64,012</b>	<b>-28,587</b>	<b>-52.8%</b>	<b>51,888</b>	<b>55,338</b>	<b>56,151</b>	<b>58,377</b>	<b>58,019</b>	<b>6,131</b>	<b>11.8%</b>



# DISTRICT COURT CASELOAD STATISTICS, FY 2014 - 2018

County	Jurisdiction	Cases Filed					Change 2014-2018		Cases Disposed					Change 2014-2018	
		2014	2015	2016	2017	2018	# +/-	%	2014	2015	2016	2017	2018	# +/-	%
Lamar	Traffic	1,144	954	888	1,085	1,521	377	33.0%	1,096	1,096	894	1,046	1,487	391	35.7%
	Criminal	680	823	767	721	807	127	18.7%	694	694	735	735	741	47	6.8%
	Small Claims	155	222	199	206	220	65	41.9%	139	139	226	225	178	39	28.1%
	Civil	55	32	30	33	45	-10	-18.2%	52	52	38	30	39	-13	-25.0%
	Juvenile	93	123	104	127	174	81	87.1%	105	105	91	119	149	44	41.9%
	Child Support	192	172	177	159	148	-44	-22.9%	179	179	175	154	159	-20	-11.2%
	<b>Total</b>		<b>2,319</b>	<b>2,326</b>	<b>2,165</b>	<b>2,331</b>	<b>2,915</b>	<b>596</b>	<b>25.7%</b>	<b>2,265</b>	<b>2,265</b>	<b>2,159</b>	<b>2,309</b>	<b>2,753</b>	<b>488</b>
Lauderdale	Traffic	4,137	3,589	3,838	3,847	3,362	-775	-18.7%	4,134	4,134	3,791	4,080	3,575	-559	-13.5%
	Criminal	1,982	1,852	1,867	2,088	2,629	647	32.6%	1,986	1,986	1,853	2,016	2,563	577	29.1%
	Small Claims	1,492	1,369	1,640	1,668	1,755	263	17.6%	1,679	1,679	1,575	1,539	1,741	62	3.7%
	Civil	576	503	424	487	466	-110	-19.1%	670	670	528	412	472	-198	-29.6%
	<b>Total</b>		<b>8,187</b>	<b>7,313</b>	<b>7,769</b>	<b>8,090</b>	<b>8,212</b>	<b>25</b>	<b>0.3%</b>	<b>8,469</b>	<b>8,469</b>	<b>7,747</b>	<b>8,047</b>	<b>8,351</b>	<b>-118</b>
Lawrence	Traffic	3,438	3,735	3,407	3,462	3,616	178	5.2%	3,280	3,280	3,593	3,427	3,507	227	6.9%
	Criminal	1,098	1,067	952	1,436	1,735	637	58.0%	1,208	1,208	1,026	1,322	1,685	477	39.5%
	Small Claims	387	353	410	567	572	185	47.8%	394	394	410	498	592	198	50.3%
	Civil	107	102	61	67	90	-17	-15.9%	107	107	69	63	86	-21	-19.6%
	Juvenile	311	280	272	498	441	130	41.8%	331	331	235	471	465	134	40.5%
	Child Support	190	175	154	179	150	-40	-21.1%	185	185	167	163	150	-35	-18.9%
	<b>Total</b>		<b>5,531</b>	<b>5,712</b>	<b>5,256</b>	<b>6,209</b>	<b>6,604</b>	<b>1,073</b>	<b>19.4%</b>	<b>5,505</b>	<b>5,505</b>	<b>5,500</b>	<b>5,944</b>	<b>6,485</b>	<b>980</b>
Lee	Traffic	6,882	7,980	8,728	9,749	10,184	3,302	48.0%	7,010	7,010	8,323	9,632	9,556	2,546	36.3%
	Criminal	3,023	3,192	3,017	3,348	3,758	735	24.3%	2,876	2,876	3,615	3,304	3,975	1,099	38.2%
	Small Claims	1,810	1,878	1,918	2,278	2,618	808	44.6%	1,831	1,831	1,874	2,230	2,411	580	31.7%
	Civil	988	958	851	879	810	-178	-18.0%	1,101	1,101	803	788	768	-333	-30.2%
	<b>Total</b>		<b>12,703</b>	<b>14,008</b>	<b>14,514</b>	<b>16,254</b>	<b>17,370</b>	<b>4,667</b>	<b>36.7%</b>	<b>12,818</b>	<b>12,818</b>	<b>14,615</b>	<b>15,954</b>	<b>16,710</b>	<b>3,892</b>
Limestone	Traffic	6,755	7,973	8,486	6,880	5,378	-1,377	-20.4%	6,157	6,157	7,850	7,637	5,486	-671	-10.9%
	Criminal	2,873	2,628	2,805	2,483	2,620	-253	-8.8%	2,809	2,809	2,724	2,873	2,597	-212	-7.5%
	Small Claims	827	1,038	998	1,355	1,489	662	80.0%	652	652	1,015	1,579	1,479	827	126.8%
	Civil	407	440	304	309	344	-63	-15.5%	354	354	419	468	399	45	12.7%
	Juvenile	542	494	616	439	459	-83	-15.3%	524	524	583	432	322	-202	-38.5%
	Child Support	488	393	392	387	349	-139	-28.5%	509	509	317	303	287	-222	-43.6%
	<b>Total</b>		<b>11,892</b>	<b>12,966</b>	<b>13,601</b>	<b>11,853</b>	<b>10,639</b>	<b>-1,253</b>	<b>-10.5%</b>	<b>11,005</b>	<b>11,005</b>	<b>12,908</b>	<b>13,292</b>	<b>10,570</b>	<b>-435</b>
Lowndes	Traffic	2,510	2,173	1,759	1,623	1,551	-959	-38.2%	2,949	2,949	1,751	1,343	1,466	-1,483	-50.3%
	Criminal	422	417	449	495	433	11	2.6%	439	439	475	415	485	46	10.5%
	Small Claims	156	143	178	153	215	59	37.8%	143	143	140	152	167	24	16.8%
	Civil	44	45	37	31	30	-14	-31.8%	67	67	34	49	25	-42	-62.7%
	Juvenile	53	63	83	97	96	43	81.1%	66	66	73	86	88	22	33.3%
	Child Support	384	357	408	257	177	-207	-53.9%	367	367	414	334	200	-167	-45.5%
	<b>Total</b>		<b>3,569</b>	<b>3,198</b>	<b>2,914</b>	<b>2,656</b>	<b>2,502</b>	<b>-1,067</b>	<b>-29.9%</b>	<b>4,031</b>	<b>4,031</b>	<b>2,887</b>	<b>2,379</b>	<b>2,431</b>	<b>-1,600</b>
Macon	Traffic	4,176	3,981	3,775	3,575	4,251	75	1.8%	3,758	3,758	3,722	3,627	3,718	-40	-1.1%
	Criminal	442	421	495	477	497	55	12.4%	359	359	468	473	483	124	34.5%
	Small Claims	312	282	346	461	467	155	49.7%	359	359	561	432	482	123	34.3%
	Civil	133	104	74	66	91	-42	-31.6%	198	198	158	90	87	-111	-56.1%
	Juvenile	127	188	147	137	116	-11	-8.7%	116	116	120	111	114	-2	-1.7%
	Child Support	168	204	166	230	239	71	42.3%	78	78	193	229	211	133	170.5%
	<b>Total</b>		<b>5,358</b>	<b>5,180</b>	<b>5,003</b>	<b>4,946</b>	<b>5,661</b>	<b>303</b>	<b>5.7%</b>	<b>4,868</b>	<b>4,868</b>	<b>5,222</b>	<b>4,962</b>	<b>5,095</b>	<b>227</b>

# DISTRICT COURT CASELOAD STATISTICS, FY 2014 - 2018

County	Jurisdiction	Cases Filed					Change 2014-2018		Cases Disposed					Change 2014-2018	
		2014	2015	2016	2017	2018	# +/-	%	2014	2015	2016	2017	2018	# +/-	%
Madison	Traffic	11,395	10,381	10,815	9,560	10,173	-1,222	-10.7%	10,719	10,719	10,765	9,947	10,086	-633	-5.9%
	Criminal	8,513	7,479	8,166	8,124	8,905	392	4.6%	8,060	8,060	8,431	8,057	8,666	606	7.5%
	Small Claims	5,563	5,053	5,311	6,438	7,282	1,719	30.9%	5,444	5,444	5,249	6,027	7,087	1,643	30.2%
	Civil	3,255	3,261	2,530	2,862	2,928	-327	-10.0%	3,103	3,103	2,755	2,404	2,683	-420	-13.5%
	Juvenile	1,753	1,718	1,831	1,766	1,819	66	3.8%	1,527	1,527	1,734	1,657	1,755	228	14.9%
	Child Support	1,420	1,214	1,165	1,328	1,311	-109	-7.7%	1,299	1,299	1,251	1,329	1,404	105	8.1%
	<b>Total</b>	<b>31,899</b>	<b>29,106</b>	<b>29,818</b>	<b>30,078</b>	<b>32,418</b>	<b>519</b>	<b>1.6%</b>	<b>30,152</b>	<b>30,152</b>	<b>30,185</b>	<b>29,421</b>	<b>31,681</b>	<b>1,529</b>	<b>5.1%</b>
Marengo	Traffic	1,796	1,456	1,860	1,594	1,700	-96	-5.3%	1,600	1,600	1,516	2,789	1,515	-85	-5.3%
	Criminal	718	694	689	673	602	-116	-16.2%	702	702	702	720	547	-155	-22.1%
	Small Claims	429	384	408	481	491	62	14.5%	344	344	347	382	406	62	18.0%
	Civil	101	89	69	76	84	-17	-16.8%	89	89	62	74	73	-16	-18.0%
	Juvenile	192	265	173	211	234	42	21.9%	172	172	163	208	212	40	23.3%
	Child Support	582	521	584	396	194	-388	-66.7%	578	578	502	456	246	-332	-57.4%
	<b>Total</b>	<b>3,818</b>	<b>3,409</b>	<b>3,783</b>	<b>3,431</b>	<b>3,305</b>	<b>-513</b>	<b>-13.4%</b>	<b>3,485</b>	<b>3,485</b>	<b>3,292</b>	<b>4,629</b>	<b>2,999</b>	<b>-486</b>	<b>-13.9%</b>
Marion	Traffic	5,624	4,520	3,948	4,069	4,331	-1,293	-23.0%	5,612	5,612	4,049	4,120	4,031	-1,581	-28.2%
	Criminal	1,699	1,341	1,675	1,656	1,093	-606	-35.7%	1,612	1,612	1,639	1,717	1,093	-519	-32.2%
	Small Claims	501	491	616	715	850	349	69.7%	378	378	1,327	606	620	242	64.0%
	Civil	184	137	76	97	104	-80	-43.5%	139	139	437	103	77	-62	-44.6%
	Juvenile	255	272	405	363	358	103	40.4%	254	254	341	345	323	69	27.2%
	Child Support	290	310	314	335	271	-19	-6.6%	313	313	296	338	248	-65	-20.8%
	<b>Total</b>	<b>8,553</b>	<b>7,071</b>	<b>7,034</b>	<b>7,235</b>	<b>7,007</b>	<b>-1,546</b>	<b>-18.1%</b>	<b>8,308</b>	<b>8,308</b>	<b>8,089</b>	<b>7,229</b>	<b>6,392</b>	<b>-1,916</b>	<b>-23.1%</b>
Marshall	Traffic	3,545	3,408	4,350	3,775	3,215	-330	-9.3%	3,893	3,893	4,303	4,041	3,259	-634	-16.3%
	Criminal	1,936	1,951	2,482	2,904	2,674	738	38.1%	1,885	1,885	2,379	2,919	2,745	860	45.6%
	Small Claims	1,475	1,550	1,711	1,977	1,933	458	31.1%	1,444	1,444	1,362	1,854	2,405	961	66.6%
	Civil	509	532	405	461	435	-74	-14.5%	480	480	858	437	517	37	7.7%
	Juvenile	1,121	1,047	1,018	1,083	925	-196	-17.5%	1,067	1,067	1,055	987	1,014	-53	-5.0%
	Child Support	682	655	655	459	352	-330	-48.4%	730	730	673	516	286	-444	-60.8%
	<b>Total</b>	<b>9,268</b>	<b>9,143</b>	<b>10,621</b>	<b>10,659</b>	<b>9,534</b>	<b>266</b>	<b>2.9%</b>	<b>9,499</b>	<b>9,499</b>	<b>10,630</b>	<b>10,754</b>	<b>10,226</b>	<b>727</b>	<b>7.7%</b>
Mobile	Traffic	22,271	18,021	16,798	15,482	13,762	-8,509	-38.2%	21,732	19,812	16,846	16,229	12,847	-8,885	-40.9%
	Criminal	14,680	13,817	13,820	14,320	14,550	-130	-0.9%	14,909	13,961	14,218	14,351	14,260	-649	-4.4%
	Small Claims	6,736	5,441	6,315	7,626	7,206	470	7.0%	6,415	5,884	5,726	7,666	7,270	855	13.3%
	Civil	4,162	3,507	3,359	3,629	3,550	-612	-14.7%	4,074	3,963	3,346	3,431	3,555	-519	-12.7%
	<b>Total</b>	<b>47,849</b>	<b>40,786</b>	<b>40,292</b>	<b>41,057</b>	<b>39,068</b>	<b>-8,781</b>	<b>-18.4%</b>	<b>47,130</b>	<b>43,620</b>	<b>40,136</b>	<b>41,677</b>	<b>37,932</b>	<b>-9,198</b>	<b>-19.5%</b>
Monroe	Traffic	1,729	1,510	1,297	2,291	1,491	-238	-13.8%	1,252	2,144	1,294	2,187	1,562	310	24.8%
	Criminal	551	552	445	773	495	-56	-10.2%	548	555	465	692	542	-6	-1.1%
	Small Claims	569	552	517	585	479	-90	-15.8%	607	617	730	470	453	-154	-25.4%
	Civil	87	98	73	77	89	2	2.3%	199	137	98	73	80	-119	-59.8%
	Juvenile	139	125	126	103	103	-36	-25.9%	115	101	119	98	80	-35	-30.4%
	Child Support	466	512	449	299	213	-253	-54.3%	144	277	238	193	214	70	48.6%
	<b>Total</b>	<b>3,541</b>	<b>3,349</b>	<b>2,907</b>	<b>4,128</b>	<b>2,870</b>	<b>-671</b>	<b>-18.9%</b>	<b>2,865</b>	<b>3,831</b>	<b>2,944</b>	<b>3,713</b>	<b>2,931</b>	<b>66</b>	<b>2.3%</b>
Montgomery	Traffic	10,973	7,444	8,138	10,058	9,079	-1,894	-17.3%	11,102	9,002	7,333	10,102	9,042	-2,060	-18.6%
	Criminal	3,964	4,075	3,477	3,819	3,176	-788	-19.9%	3,765	4,068	3,584	3,632	3,423	-342	-9.1%
	Small Claims	6,067	5,929	6,702	7,604	7,593	1,526	25.2%	6,250	6,084	6,127	6,637	8,391	2,141	34.3%
	Civil	4,468	4,737	4,017	3,923	3,956	-512	-11.5%	4,324	4,870	4,176	3,948	4,071	-253	-5.9%
	<b>Total</b>	<b>25,472</b>	<b>22,185</b>	<b>22,334</b>	<b>25,404</b>	<b>23,804</b>	<b>-1,668</b>	<b>-6.5%</b>	<b>25,441</b>	<b>24,024</b>	<b>21,220</b>	<b>24,319</b>	<b>24,927</b>	<b>-514</b>	<b>-2.0%</b>
Morgan	Traffic	8,497	8,915	9,165	7,609	6,283	-2,214	-26.1%	9,149	8,685	9,156	7,792	6,650	-2,499	-27.3%
	Criminal	3,900	3,338	3,483	3,070	3,275	-625	-16.0%	4,062	3,376	3,359	3,237	3,198	-864	-21.3%
	Small Claims	2,084	1,907	2,184	2,395	2,297	213	10.2%	1,937	1,992	2,094	2,157	2,403	466	24.1%
	Civil	1,012	958	723	758	832	-180	-17.8%	991	1,039	763	719	859	-132	-13.3%
	Juvenile	1,070	1,161	1,181	1,401	1,344	274	25.6%	1,160	1,029	1,230	1,286	1,368	208	17.9%
	Child Support	842	989	998	895	894	52	6.2%	859	995	939	1,011	840	-19	-2.2%
	<b>Total</b>	<b>17,405</b>	<b>17,268</b>	<b>17,734</b>	<b>16,128</b>	<b>14,925</b>	<b>-2,480</b>	<b>-14.2%</b>	<b>18,158</b>	<b>17,116</b>	<b>17,541</b>	<b>16,202</b>	<b>15,318</b>	<b>-2,840</b>	<b>-15.6%</b>

# DISTRICT COURT CASELOAD STATISTICS, FY 2014 - 2018

County	Jurisdiction	Cases Filed					Change 2014-2018		Cases Disposed					Change 2014-2018	
		2014	2015	2016	2017	2018	# +/-	%	2014	2015	2016	2017	2018	# +/-	%
Perry	Traffic	892	674	925	837	824	-68	-7.6%	1,002	760	784	787	571	-431	-43.0%
	Criminal	304	232	179	125	182	-122	-40.1%	272	294	175	141	175	-97	-35.7%
	Small Claims	259	162	184	197	220	-39	-15.1%	291	198	223	181	221	-70	-24.1%
	Civil	65	55	29	28	33	-32	-49.2%	62	70	40	36	31	-31	-50.0%
	Juvenile	56	105	99	95	29	-27	-48.2%	47	109	97	79	28	-19	-40.4%
	Child Support	313	336	428	234	110	-203	-64.9%	412	308	427	311	295	-117	-28.4%
	<b>Total</b>	<b>1,889</b>	<b>1,564</b>	<b>1,844</b>	<b>1,516</b>	<b>1,398</b>	<b>-491</b>	<b>-26.0%</b>	<b>2,086</b>	<b>1,739</b>	<b>1,746</b>	<b>1,535</b>	<b>1,321</b>	<b>-765</b>	<b>-36.7%</b>
Pickens	Traffic	1,724	1,728	1,071	782	482	-1,242	-72.0%	1,906	1,753	1,168	704	608	-1,298	-68.1%
	Criminal	839	829	818	747	874	35	4.2%	804	774	832	770	808	4	0.5%
	Small Claims	324	310	283	240	275	-49	-15.1%	262	265	458	187	245	-17	-6.5%
	Civil	94	74	88	61	55	-39	-41.5%	68	75	101	57	58	-10	-14.7%
	Juvenile	153	158	165	211	186	33	21.6%	153	133	171	178	188	35	22.9%
	Child Support	412	442	429	193	937	525	127.4%	428	428	450	255	191	-237	-55.4%
	<b>Total</b>	<b>3,546</b>	<b>3,541</b>	<b>2,854</b>	<b>2,234</b>	<b>2,809</b>	<b>-737</b>	<b>-20.8%</b>	<b>3,621</b>	<b>3,428</b>	<b>3,180</b>	<b>2,151</b>	<b>2,098</b>	<b>-1,523</b>	<b>-42.1%</b>
Pike	Traffic	2,362	3,152	5,034	4,735	3,728	1,366	57.8%	3,171	2,809	4,687	5,056	3,959	788	24.9%
	Criminal	689	629	707	813	828	139	20.2%	696	650	664	816	788	92	13.2%
	Small Claims	821	720	886	948	1,121	300	36.5%	797	762	835	892	1,114	317	39.8%
	Civil	235	223	222	262	271	36	15.3%	228	249	220	247	268	40	17.5%
	Juvenile	273	299	238	195	330	57	20.9%	312	299	230	196	313	1	0.3%
	Child Support	403	344	368	233	207	-196	-48.6%	470	346	349	299	195	-275	-58.5%
	<b>Total</b>	<b>4,783</b>	<b>5,367</b>	<b>7,455</b>	<b>7,186</b>	<b>6,485</b>	<b>1,702</b>	<b>35.6%</b>	<b>5,674</b>	<b>5,115</b>	<b>6,985</b>	<b>7,506</b>	<b>6,637</b>	<b>963</b>	<b>17.0%</b>
Randolph	Traffic	642	698	1,459	838	546	-96	-15.0%	582	665	1,373	1,006	534	-48	-8.2%
	Criminal	1,041	892	1,061	1,161	850	-191	-18.3%	1,014	947	1,004	1,186	865	-149	-14.7%
	Small Claims	402	304	404	507	463	61	15.2%	387	299	405	388	413	26	6.7%
	Civil	80	90	60	61	73	-7	-8.8%	81	83	70	54	70	-11	-13.6%
	Juvenile	143	178	183	180	149	6	4.2%	138	186	161	165	160	22	15.9%
	Child Support	158	135	149	131	147	-11	-7.0%	142	146	111	125	149	7	4.9%
	<b>Total</b>	<b>2,466</b>	<b>2,297</b>	<b>3,316</b>	<b>2,878</b>	<b>2,228</b>	<b>-238</b>	<b>-9.7%</b>	<b>2,344</b>	<b>2,326</b>	<b>3,124</b>	<b>2,924</b>	<b>2,191</b>	<b>-153</b>	<b>-6.5%</b>
Russell	Traffic	2,909	3,399	1,980	1,910	2,125	-784	-27.0%	2,960	3,513	1,981	1,691	2,123	-837	-28.3%
	Criminal	2,161	1,951	2,290	2,143	2,262	101	4.7%	2,023	2,034	2,154	2,170	2,167	144	7.1%
	Small Claims	1,019	990	1,012	1,402	1,770	751	73.7%	987	977	1,034	1,208	1,779	792	80.2%
	Civil	767	731	618	630	667	-100	-13.0%	777	745	634	635	658	-119	-15.3%
	Juvenile	810	506	456	519	556	-254	-31.4%	771	578	401	494	549	-222	-28.8%
	Child Support	711	784	887	516	565	-146	-20.5%	753	763	785	720	590	-163	-21.6%
	<b>Total</b>	<b>8,377</b>	<b>8,361</b>	<b>7,243</b>	<b>7,120</b>	<b>7,945</b>	<b>-432</b>	<b>-5.2%</b>	<b>8,271</b>	<b>8,610</b>	<b>6,989</b>	<b>6,918</b>	<b>7,866</b>	<b>-405</b>	<b>-4.9%</b>
St. Clair - Ashville	Traffic	1,724	4,868	2,663	2,358	5,835	4,111	238.5%	1,729	5,044	2,627	2,210	5,345	3,616	209.1%
	Criminal	759	5,430	813	811	5,569	4,810	633.7%	671	5,779	800	860	5,487	4,816	717.7%
	Small Claims	385	1,559	369	485	2,424	2,039	529.6%	359	1,911	362	448	2,269	1,910	532.0%
	Civil	128	1,100	72	78	951	823	643.0%	135	1,264	92	78	655	520	385.2%
	Juvenile	342	1,576	416	387	1,440	1,098	321.1%	317	1,505	402	383	1,398	1,081	341.0%
	Child Support	103	571	209	111	347	244	236.9%	80	651	151	202	311	231	288.8%
	<b>Total</b>	<b>3,441</b>	<b>15,104</b>	<b>4,542</b>	<b>4,230</b>	<b>16,566</b>	<b>13,125</b>	<b>381.4%</b>	<b>3,291</b>	<b>16,154</b>	<b>4,434</b>	<b>4,181</b>	<b>15,465</b>	<b>12,174</b>	<b>369.9%</b>
St. Clair - Pell City	Traffic	4,338	2,368	6,272	6,220	1,717	-2,621	-60.4%	5,016	2,260	6,518	6,203	2,439	-2,577	-51.4%
	Criminal	1,155	786	1,391	1,411	1,115	-40	-3.5%	1,149	843	1,259	1,388	1,012	-137	-11.9%
	Small Claims	768	335	863	1,158	1,325	557	72.5%	682	349	959	1,022	594	-88	-12.9%
	Civil	305	138	235	291	106	-199	-65.2%	316	130	258	307	75	-241	-76.3%
	Juvenile	616	389	648	708	283	-333	-54.1%	498	355	590	826	298	-200	-40.2%
	Child Support	188	153	371	289	107	-81	-43.1%	179	111	205	429	176	-3	-1.7%
	<b>Total</b>	<b>7,370</b>	<b>4,169</b>	<b>9,780</b>	<b>10,077</b>	<b>4,653</b>	<b>-2,717</b>	<b>-36.9%</b>	<b>7,840</b>	<b>4,048</b>	<b>9,789</b>	<b>10,175</b>	<b>4,594</b>	<b>-3,246</b>	<b>-41.4%</b>

# DISTRICT COURT CASELOAD STATISTICS, FY 2014 - 2018

County	Jurisdiction	Cases Filed					Change 2014-2018		Cases Disposed					Change 2014-2018	
		2014	2015	2016	2017	2018	# +/-	%	2014	2015	2016	2017	2018	# +/-	%
St. Clair	Traffic	6,062	5,083	8,935	8,578	5,078	-984	-16.2%	6,745	4,520	9,145	8,413	5,087	-1,658	-24.6%
	Criminal	1,914	1,215	2,204	2,222	1,374	-540	-28.2%	1,820	1,238	2,059	2,248	1,467	-353	-19.4%
	Small Claims	1,153	908	1,232	1,643	1,343	190	16.5%	1,041	920	1,321	1,470	1,181	140	13.4%
	Civil	433	288	307	369	277	-156	-36.0%	451	309	350	385	302	-149	-33.0%
	Juvenile	958	588	1,064	1,095	809	-149	-15.6%	815	548	992	1,209	709	-106	-13.0%
	Child Support	291	297	580	400	241	-50	-17.2%	259	179	356	631	482	223	86.1%
	<b>Total</b>	<b>10,811</b>	<b>8,379</b>	<b>14,322</b>	<b>14,307</b>	<b>9,122</b>	<b>-1,689</b>	<b>-15.6%</b>	<b>11,131</b>	<b>7,714</b>	<b>14,223</b>	<b>14,356</b>	<b>9,228</b>	<b>-1,903</b>	<b>-17.1%</b>
Shelby	Traffic	5,625	7,451	4,528	5,321	6,795	1,170	20.8%	5,769	6,780	4,461	5,293	7,526	1,757	30.5%
	Criminal	5,580	2,001	5,192	5,384	2,489	-3,091	-55.4%	5,442	2,081	4,862	5,195	2,479	-2,963	-54.4%
	Small Claims	1,737	1,243	1,686	2,150	2,668	931	53.6%	1,464	1,269	1,665	2,929	1,775	311	21.2%
	Civil	1,207	426	818	929	383	-824	-68.3%	1,290	439	976	655	377	-913	-70.8%
	Juvenile	1,331	977	1,749	1,559	1,092	-239	-18.0%	1,380	903	1,642	1,410	1,007	-373	-27.0%
	Child Support	627	450	557	498	348	-279	-44.5%	685	290	509	458	658	-27	-3.9%
	<b>Total</b>	<b>16,107</b>	<b>12,548</b>	<b>14,530</b>	<b>15,841</b>	<b>13,775</b>	<b>-2,332</b>	<b>-14.5%</b>	<b>16,030</b>	<b>11,762</b>	<b>14,115</b>	<b>15,940</b>	<b>13,822</b>	<b>-2,208</b>	<b>-13.8%</b>
Sumter	Traffic	808	1,259	1,231	845	407	-401	-49.6%	884	1,386	1,241	887	532	-352	-39.8%
	Criminal	259	215	192	292	177	-82	-31.7%	255	230	203	268	202	-53	-20.8%
	Small Claims	140	108	101	146	217	77	55.0%	132	115	90	153	190	58	43.9%
	Civil	56	44	26	18	37	-19	-33.9%	55	48	26	23	28	-27	-49.1%
	Juvenile	11	14	13	22	21	10	90.9%	14	18	13	13	35	21	150.0%
	Child Support	329	308	266	191	125	-204	-62.0%	375	319	287	258	145	-230	-61.3%
	<b>Total</b>	<b>1,603</b>	<b>1,948</b>	<b>1,829</b>	<b>1,514</b>	<b>984</b>	<b>-619</b>	<b>-38.6%</b>	<b>1,715</b>	<b>2,116</b>	<b>1,860</b>	<b>1,602</b>	<b>1,132</b>	<b>-583</b>	<b>-34.0%</b>
Talladega - Talladega	Traffic	6,864	4,894	3,857	3,100	2,536	-4,328	-63.1%	6,884	5,359	3,732	3,158	2,694	-4,190	-60.9%
	Criminal	1,351	1,291	1,118	917	903	-448	-33.2%	1,420	1,195	1,024	909	830	-590	-41.5%
	Small Claims	814	885	920	1,160	1,379	565	69.4%	692	960	800	913	1,557	865	125.0%
	Civil	267	307	220	225	215	-52	-19.5%	237	467	211	199	191	-46	-19.4%
	Juvenile	395	367	455	432	426	31	7.8%	401	394	415	367	425	24	6.0%
	Child Support	351	520	432	350	349	-2	-0.6%	553	426	361	385	351	-202	-36.5%
	<b>Total</b>	<b>10,042</b>	<b>8,264</b>	<b>7,002</b>	<b>6,184</b>	<b>5,808</b>	<b>-4,234</b>	<b>-42.2%</b>	<b>10,187</b>	<b>8,801</b>	<b>6,543</b>	<b>5,931</b>	<b>6,048</b>	<b>-4,139</b>	<b>-40.6%</b>
Talladega - Sylacauga	Traffic	1,911	2,162	2,942	2,027	1,164	-747	-39.1%	1,863	2,122	2,914	2,186	1,251	-612	-32.9%
	Criminal	958	901	735	824	717	-241	-25.2%	915	815	791	795	754	-161	-17.6%
	Small Claims	666	691	679	888	694	28	4.2%	579	801	635	778	637	58	10.0%
	Civil	234	253	150	210	207	-27	-11.5%	217	268	185	192	207	-10	-4.6%
	Juvenile	353	330	342	302	372	19	5.4%	272	337	373	260	361	89	32.7%
	Child Support	289	346	253	201	230	-59	-20.4%	254	220	283	235	217	-37	-14.6%
	<b>Total</b>	<b>4,411</b>	<b>4,683</b>	<b>5,101</b>	<b>4,452</b>	<b>3,384</b>	<b>-1,027</b>	<b>-23.3%</b>	<b>4,100</b>	<b>4,563</b>	<b>5,181</b>	<b>4,446</b>	<b>3,427</b>	<b>-673</b>	<b>-16.4%</b>
Talladega	Traffic	8,775	7,056	6,799	5,127	3,700	-5,075	-57.8%	8,747	7,481	6,646	5,344	3,945	-4,802	-54.9%
	Criminal	2,309	2,192	1,853	1,741	1,620	-689	-29.8%	2,335	2,010	1,815	1,704	1,584	-751	-32.2%
	Small Claims	1,480	1,576	1,599	2,048	2,073	593	40.1%	1,271	1,761	1,435	1,691	2,194	923	72.6%
	Civil	501	560	370	435	422	-79	-15.8%	454	735	396	391	398	-56	-12.3%
	Juvenile	748	697	797	734	798	50	6.7%	673	731	788	627	786	113	16.8%
	Child Support	640	866	685	551	579	-61	-9.5%	807	646	644	620	568	-239	-29.6%
	<b>Total</b>	<b>14,453</b>	<b>12,947</b>	<b>12,103</b>	<b>10,636</b>	<b>9,192</b>	<b>-5,261</b>	<b>-36.4%</b>	<b>14,287</b>	<b>13,364</b>	<b>11,724</b>	<b>10,377</b>	<b>9,475</b>	<b>-4,812</b>	<b>-33.7%</b>
Tallapoosa - Dadeville	Traffic	2,090	1,820	1,703	1,240	1,045	-1,045	-50.0%	1,881	2,079	1,634	1,408	1,038	-843	-44.8%
	Criminal	933	947	1,123	978	996	63	6.8%	847	936	951	920	914	67	7.9%
	Small Claims	231	209	192	256	239	8	3.5%	249	359	200	230	276	27	10.8%
	Civil	80	67	68	69	68	-12	-15.0%	106	110	52	57	93	-13	-12.3%
	Juvenile	287	289	343	288	267	-20	-7.0%	253	327	299	221	319	66	26.1%
	Child Support	127	161	149	112	117	-10	-7.9%	111	141	147	54	47	-64	-57.7%
	<b>Total</b>	<b>3,748</b>	<b>3,493</b>	<b>3,578</b>	<b>2,943</b>	<b>2,732</b>	<b>-1,016</b>	<b>-27.1%</b>	<b>3,447</b>	<b>3,952</b>	<b>3,283</b>	<b>2,890</b>	<b>2,687</b>	<b>-760</b>	<b>-22.0%</b>
Tallapoosa - Alexander City	Traffic	959	956	1,216	867	731	-228	-23.8%	871	969	1,270	677	511	-360	-41.3%
	Criminal	1,008	968	1,026	1,287	1,344	336	33.3%	810	937	925	1,033	1,189	379	46.8%
	Small Claims	569	445	594	693	724	155	27.2%	447	422	538	543	658	211	47.2%
	Civil	216	210	211	257	240	24	11.1%	206	253	208	253	223	17	8.3%
	Juvenile	395	391	411	365	313	-82	-20.8%	352	418	342	301	399	47	13.4%
	Child Support	225	222	219	155	152	-73	-32.4%	98	213	173	132	145	47	48.0%
	<b>Total</b>	<b>3,372</b>	<b>3,192</b>	<b>3,677</b>	<b>3,624</b>	<b>3,504</b>	<b>132</b>	<b>3.9%</b>	<b>2,784</b>	<b>3,212</b>	<b>3,456</b>	<b>2,939</b>	<b>3,125</b>	<b>341</b>	<b>12.2%</b>

# DISTRICT COURT CASELOAD STATISTICS, FY 2014 - 2018

County	Jurisdiction	Cases Filed					Change 2014-2018		Cases Disposed					Change 2014-2018	
		2014	2015	2016	2017	2018	# +/-	%	2014	2015	2016	2017	2018	# +/-	%
Tallapoosa	Traffic	3,049	2,776	2,919	2,107	1,776	-1,273	-41.8%	2,752	3,048	2,904	2,085	1,549	-1,203	-43.7%
	Criminal	1,941	1,915	2,149	2,265	2,340	399	20.6%	1,657	1,873	1,876	1,953	2,103	446	26.9%
	Small Claims	800	654	786	949	963	163	20.4%	696	781	738	773	934	238	34.2%
	Civil	296	277	279	326	308	12	4.1%	312	363	260	310	316	4	1.3%
	Juvenile	682	680	754	653	580	-102	-15.0%	605	745	641	522	718	113	18.7%
	Child Support	352	383	368	267	269	-83	-23.6%	209	354	320	186	192	-17	-8.1%
	<b>Total</b>	<b>7,120</b>	<b>6,685</b>	<b>7,255</b>	<b>6,567</b>	<b>6,236</b>	<b>-884</b>	<b>-12.4%</b>	<b>6,231</b>	<b>7,164</b>	<b>6,739</b>	<b>5,829</b>	<b>5,812</b>	<b>-419</b>	<b>-6.7%</b>
Tuscaloosa	Traffic	20,753	18,488	16,451	16,569	15,801	-4,952	-23.9%	20,451	19,494	16,379	16,415	16,184	-4,267	-20.9%
	Criminal	6,967	5,851	5,736	6,456	5,635	-1,332	-19.1%	6,924	5,996	5,701	6,726	5,527	-1,397	-20.2%
	Small Claims	3,996	3,612	3,926	4,037	3,861	-135	-3.4%	3,917	4,287	4,017	3,960	3,781	-136	-3.5%
	Civil	1,969	2,016	1,733	1,716	1,828	-141	-7.2%	1,656	2,338	1,863	1,858	1,898	242	14.6%
	<b>Total</b>	<b>33,685</b>	<b>29,967</b>	<b>27,846</b>	<b>28,778</b>	<b>27,125</b>	<b>-6,560</b>	<b>-19.5%</b>	<b>32,948</b>	<b>32,115</b>	<b>27,960</b>	<b>28,959</b>	<b>27,390</b>	<b>-5,558</b>	<b>-16.9%</b>
Walker	Traffic	5,056	4,303	3,378	3,773	3,581	-1,475	-29.2%	5,572	4,464	3,700	3,848	3,294	-2,278	-40.9%
	Criminal	1,382	1,598	1,504	1,990	1,938	556	40.2%	2,093	1,338	1,519	2,104	2,120	27	1.3%
	Small Claims	896	798	1,003	1,254	1,128	232	25.9%	942	863	1,034	1,187	1,137	195	20.7%
	Civil	334	316	241	269	259	-75	-22.5%	397	415	266	262	246	-151	-38.0%
	Juvenile	679	608	637	616	666	-303	28.0%	588	550	556	576	646	-229	24.0%
	Child Support	347	324	339	213	101	-246	-70.9%	318	475	514	299	228	-90	-28.3%
	<b>Total</b>	<b>8,694</b>	<b>7,947</b>	<b>7,102</b>	<b>8,115</b>	<b>7,673</b>	<b>-1,021</b>	<b>-11.7%</b>	<b>9,910</b>	<b>8,105</b>	<b>7,589</b>	<b>8,276</b>	<b>7,671</b>	<b>-2,239</b>	<b>-22.6%</b>
Washington	Traffic	1,656	1,654	1,992	1,690	1,628	-28	-1.7%	1,838	1,583	1,822	1,876	1,692	-146	-7.9%
	Criminal	835	872	944	981	890	55	6.6%	859	907	886	994	976	117	13.6%
	Small Claims	282	230	217	224	240	-42	-14.9%	279	252	217	209	290	11	3.9%
	Civil	61	46	48	45	51	-10	-16.4%	51	66	56	44	43	-8	-15.7%
	Juvenile	94	124	90	65	95	1	1.1%	79	141	89	54	78	-1	-1.3%
	Child Support	273	369	328	125	78	-195	-71.4%	543	530	330	304	96	-447	-82.3%
	<b>Total</b>	<b>3,201</b>	<b>3,295</b>	<b>3,619</b>	<b>3,130</b>	<b>2,982</b>	<b>-219</b>	<b>-6.8%</b>	<b>3,649</b>	<b>3,479</b>	<b>3,400</b>	<b>3,481</b>	<b>3,175</b>	<b>-474</b>	<b>-13.0%</b>
Wilcox	Traffic	1,006	890	951	773	711	-295	-29.3%	853	778	720	1,157	587	-266	-31.2%
	Criminal	609	644	692	889	865	256	42.0%	700	582	695	978	908	208	29.7%
	Small Claims	156	148	126	191	214	58	37.2%	112	260	312	161	285	173	154.5%
	Civil	35	39	21	22	44	9	25.7%	27	64	47	28	43	16	59.3%
	Juvenile	39	46	43	23	192	153	392.3%	29	26	12	0	17	-12	-41.4%
	Child Support	295	283	292	265	221	-74	-25.1%	263	248	227	249	203	-60	-22.8%
	<b>Total</b>	<b>2,140</b>	<b>2,050</b>	<b>2,125</b>	<b>2,163</b>	<b>2,247</b>	<b>107</b>	<b>5.0%</b>	<b>1,984</b>	<b>1,958</b>	<b>2,013</b>	<b>2,573</b>	<b>2,043</b>	<b>59</b>	<b>3.0%</b>
Winston	Traffic	1,225	1,303	1,291	1,394	1,136	-89	-7.3%	1,145	1,260	1,327	1,512	1,130	-15	-1.3%
	Criminal	895	1,041	1,247	1,426	1,198	303	33.9%	916	1,021	1,220	1,376	1,216	300	32.8%
	Small Claims	215	216	279	292	298	83	38.6%	182	227	294	289	280	98	53.8%
	Civil	83	82	58	54	40	-43	-51.8%	78	81	61	64	47	-31	-39.7%
	Juvenile	137	105	119	185	162	25	18.2%	133	79	62	60	141	8	6.0%
	Child Support	175	155	164	172	148	-27	-15.4%	164	168	157	158	153	-11	-6.7%
	<b>Total</b>	<b>2,730</b>	<b>2,902</b>	<b>3,158</b>	<b>3,523</b>	<b>2,982</b>	<b>252</b>	<b>9.2%</b>	<b>2,618</b>	<b>2,836</b>	<b>3,121</b>	<b>3,459</b>	<b>2,967</b>	<b>349</b>	<b>13.3%</b>

# DISTRICT COURT CASELOAD STATISTICS, FY 2014 - 2018

STATEWIDE DISTRICT COURT TOTALS															
County	Jurisdiction	Cases Filed					Change 2014-2018		Cases Disposed					Change 2014-2018	
		2014	2015	2016	2017	2018	# +/-	%	2014	2015	2016	2017	2018	# +/-	%
Statewide	Traffic	314,993	296,885	300,390	288,092	262,538	-52,455	-16.7%	315,057	304,562	295,839	291,945	257,807	-57,250	-18.2%
	Criminal	150,698	143,643	150,832	160,335	162,941	12,243	8.1%	147,672	143,425	149,221	159,218	160,245	12,573	8.5%
	Small Claims	84,442	78,731	85,243	99,006	103,529	19,087	22.6%	82,490	81,821	82,758	89,787	100,306	17,816	21.6%
	Civil	41,271	39,542	33,054	34,200	35,034	-6,237	-15.1%	40,693	41,729	35,465	32,652	33,761	-6,932	-17.0%
	Juvenile	22,690	22,676	23,348	23,785	23,985	1,295	5.7%	21,689	22,213	22,275	21,700	22,562	873	4.0%
	Child Support	23,634	24,349	25,207	19,225	16,259	-7,375	-31.2%	22,887	23,186	23,461	21,173	15,968	-6,919	-30.2%
	<b>TOTAL</b>	<b>637,728</b>	<b>605,826</b>	<b>618,074</b>	<b>624,643</b>	<b>604,286</b>	<b>-33,442</b>	<b>-5.2%</b>	<b>630,488</b>	<b>616,936</b>	<b>609,019</b>	<b>616,475</b>	<b>590,649</b>	<b>-39,839</b>	<b>-6.3%</b>

# JURY TRIALS AS A PERCENT OF CASE DISPOSITIONS FY 2017 & FY 2018

Circuit	Counties	FY 2017 Criminal			FY 2017 Civil			FY 2018 Criminal			FY 2018 Civil		
		Trials	Dispositions	Pct	Trials	Dispositions	Pct	Trials	Dispositions	Pct	Trials	Dispositions	Pct
1st	Choctaw, Clarke & Washington	6	1,027	0.58%	0	410	0.00%	1	988	0.10%	4	425	0.94%
2nd	Butler, Crenshaw & Lowndes	5	970	0.51%	1	277	0.36%	38	846	4.49%	1	321	0.31%
3rd	Barbour, Bullock	2	269	0.74%	1	215	0.46%	0	355	0.00%	0	260	0.00%
4th	Bibb, Dallas, Hale, Perry & Wilcox	3	738	0.40%	2	669	0.29%	12	699	1.71%	4	744	0.53%
5th	Chambers, Macon, Randolph & Tallapoosa	15	1,987	0.75%	1	867	0.11%	18	2050	0.87%	2	922	0.21%
6th	Tuscaloosa	18	5,392	0.33%	9	1,623	0.55%	19	5607	0.33%	4	1556	0.25%
7th	Calhoun & Cleburne	12	4,746	0.25%	5	896	0.55%	6	4991	0.12%	7	846	0.82%
8th	Morgan	32	2,799	1.14%	5	647	0.77%	15	2852	0.52%	6	665	0.90%
9th	Cherokee & Dekalb	5	1,876	0.26%	10	501	1.99%	6	2148	0.27%	6	508	1.18%
10th	Jefferson (Birmingham)	73	5,445	1.34%	60	5,374	1.11%	72	4612	1.56%	55	5914	0.92%
10th	Jefferson (Bessemer)	22	1,512	1.45%	7	945	0.74%	25	1241	2.01%	9	949	0.94%
11th	Lauderdale	14	1,365	1.02%	9	493	1.82%	8	1527	0.52%	8	450	1.77%
12th	Coffee & Pike	16	1,841	0.86%	7	722	0.96%	28	2225	1.25%	2	795	0.25%
13th	Mobile	142	10,731	1.32%	23	3,289	0.69%	107	9662	1.10%	24	3268	0.73%
14th	Walker	2	558	0.35%	1	713	0.14%	2	523	0.38%	3	504	0.59%
15th	Montgomery	31	2,514	1.23%	12	2,477	0.48%	21	2422	0.86%	11	2804	0.39%
16th	Etowah	7	2,354	0.29%	7	1,032	0.67%	5	2625	0.19%	7	1046	0.66%
17th	Greene, Marengo & Sumter	2	326	0.61%	2	305	0.65%	2	361	0.55%	3	329	0.91%
18th	Shelby	8	1,061	0.75%	6	1,696	0.35%	8	1121	0.71%	11	1696	0.64%
19th	Autauga, Chilton & Elmore	10	1,835	0.54%	3	1,038	0.28%	16	2025	0.79%	7	1149	0.60%
20th	Henry & Houston	37	4,384	0.84%	4	908	0.44%	86	4877	1.76%	3	914	0.32%
21st	Escambia	4	853	0.46%	3	228	1.31%	2	1143	0.17%	3	217	1.38%
22nd	Covington	12	1,043	1.15%	2	165	1.21%	9	1059	0.84%	0	213	0.00%
23rd	Madison	43	7,889	0.54%	24	2,305	1.04%	33	8015	0.41%	25	2454	1.01%
24th	Fayette, Lamar & Pickens	2	1,240	0.16%	1	425	0.23%	1	1591	0.06%	0	2725	0.00%
25th	Marion & Winston	6	1,216	0.49%	3	316	0.94%	2	1598	0.12%	0	303	0.00%
26th	Russell	28	1,366	2.04%	0	351	0.00%	27	1530	1.76%	1	345	0.28%
27th	Marshall	0	1,821	0.00%	5	525	0.95%	4	1779	0.22%	8	636	1.25%
28th	Baldwin	30	4,205	0.71%	20	1,521	1.31%	36	4887	0.73%	25	1500	1.66%
29th	Talladega	6	932	0.64%	5	644	0.77%	12	951	1.26%	2	653	0.30%
30th	St. Clair	0	1,018	0.00%	3	735	0.40%	0	1044	0.00%	3	712	0.42%
31st	Colbert	1	684	0.14%	1	418	0.23%	4	554	0.72%	3	375	0.80%
32nd	Cullman	2	1,062	0.18%	5	500	1.00%	7	934	0.74%	1	520	0.19%
33rd	Dale & Geneva	6	1,195	0.50%	2	370	0.54%	6	1363	0.44%	0	332	0.00%
34th	Franklin	0	642	0.00%	2	324	0.61%	0	587	0.00%	1	362	0.27%
35th	Conecuh & Monroe	0	420	0.00%	2	286	0.69%	0	371	0.00%	1	240	0.41%
36th	Lawrence	2	729	0.27%	0	147	0.00%	16	591	2.70%	0	145	0.00%
37th	Lee	24	1,256	1.91%	5	943	0.53%	40	1576	2.53%	7	887	0.78%
38th	Jackson	8	2,090	0.38%	1	303	0.33%	0	2354	0.00%	1	323	0.30%
39th	Limestone	7	1,376	0.50%	0	474	0.00%	4	1353	0.29%	4	402	0.99%
40th	Clay & Coosa	0	521	0.00%	0	113	0.00%	3	649	0.46%	0	62	0.00%
41st	Blount	18	454	3.96%	3	308	0.97%	9	719	1.25%	2	355	0.56%
<b>Statewide Totals</b>		<b>661</b>	<b>85,742</b>	<b>0.77%</b>	<b>262</b>	<b>36,498</b>	<b>0.71%</b>	<b>710</b>	<b>88,405</b>	<b>0.80%</b>	<b>264</b>	<b>39,826</b>	<b>0.66%</b>

Note Includes jury trial begun no verdict

# JURY EXPENSES FY 2014—FY 2018

Circuit	Counties	FY 2014		FY 2015		FY 2016		FY 2017		FY 2018	
		Trials	Expenses	Trials	Expenses	Trials	Expenses	Trials	Expenses	Trials	Expenses
1st	Choctaw, Clarke, & Washington	11	\$18,000	9	\$14,860	19	\$16,010	6	\$7,700	5	\$11,710
2nd	Butler, Crenshaw, & Lowndes	27	\$11,560	20	\$9,740	11	\$9,620	6	\$7,790	39	\$10,830
3rd	Barbour & Bullock	2	\$4,820	4	\$4,940	4	\$5,830	3	\$7,810	0	\$3,860
4th	Bibb, Dallas, Hale, Perry & Wilcox	2	\$22,740	9	\$46,450	15	\$25,570	5	\$25,090	16	\$26,340
5th	Chambers, Macon, Randolph & Tallapoosa	46	\$53,160	22	\$51,480	40	\$55,200	16	\$42,710	20	\$45,300
6th	Tuscaloosa	35	\$40,390	47	\$45,400	35	\$45,410	27	\$46,360	23	\$53,940
7th	Calhoun & Cleburne	21	\$20,530	22	\$27,420	24	\$26,140	17	\$24,590	13	\$16,270
8th	Morgan	44	\$29,040	57	\$31,620	39	\$28,310	37	\$32,140	21	\$27,630
9th	Cherokee & Dekalb	5	\$10,960	4	\$10,600	9	\$11,350	15	\$13,960	12	\$12,840
10th	Jefferson (Birmingham)	191	\$142,520	159	\$140,750	156	\$113,280	133	\$112,530	127	\$123,290
10th	Jefferson (Bessemer)	42	\$58,300	29	\$46,900	30	\$34,830	29	\$36,200	34	\$36,420
11th	Lauderdale	18	\$21,180	22	\$17,760	17	\$27,180	23	\$24,770	16	\$23,450
12th	Coffee & Pike	20	\$24,890	40	\$20,910	17	\$20,140	23	\$18,080	30	\$19,750
13th	Mobile	165	\$206,250	134	\$224,290	117	\$186,330	165	\$151,620	131	\$151,320
14th	Walker	9	\$25,760	6	\$21,180	11	\$29,240	3	\$17,770	5	\$19,730
15th	Montgomery	57	\$60,470	50	\$53,650	27	\$43,280	43	\$53,640	32	\$51,130
16th	Etowah	19	\$48,000	13	\$46,790	27	\$46,900	14	\$39,500	12	\$36,790
17th	Greene, Marengo & Sumter	4	\$11,340	8	\$11,100	8	\$14,660	4	\$10,840	5	\$12,020
18th	Shelby	13	\$22,760	11	\$23,640	16	\$16,760	14	\$15,040	19	\$17,160
19th	Autauga, Chilton & Elmore	24	\$25,550	25	\$23,350	10	\$16,440	13	\$49,260	23	\$25,040
20th	Henry & Houston	202	\$90,920	206	\$88,110	98	\$72,950	41	\$111,010	89	\$79,210
21st	Escambia	8	\$12,560	7	\$9,400	6	\$9,290	7	\$11,640	5	\$13,800
22nd	Covington	16	\$10,280	15	\$10,090	34	\$13,330	14	\$9,690	9	\$11,000
23rd	Madison	65	\$68,940	44	\$60,790	42	\$68,020	67	\$67,940	58	\$61,170
24th	Fayette, Lamar & Pickens	2	\$9,740	1	\$8,040	5	\$11,840	3	\$14,210	1	\$9,110
25th	Marion & Winston	9	\$8,960	5	\$8,400	8	\$8,530	9	\$8,700	2	\$6,490
26th	Russell	24	\$15,900	39	\$16,610	40	\$18,430	28	\$18,190	28	\$15,380
27th	Marshall	6	\$21,700	9	\$19,490	4	\$15,480	5	\$12,230	12	\$24,120
28th	Baldwin	60	\$61,430	75	\$54,710	62	\$44,760	50	\$42,570	61	\$46,180
29th	Talladega	20	\$10,430	25	\$12,520	14	\$9,380	11	\$8,200	14	\$7,420
30th	St. Clair	11	\$7,420	7	\$7,340	6	\$8,110	3	\$5,530	3	\$5,340
31st	Colbert	10	\$14,570	11	\$12,580	8	\$12,420	2	\$10,450	7	\$15,700
32nd	Cullman	11	\$15,120	14	\$21,320	16	\$17,550	7	\$14,160	8	\$13,850
33rd	Dale & Geneva	8	\$10,540	20	\$15,400	9	\$14,090	8	\$11,270	6	\$9,500
34th	Franklin	3	\$5,350	3	\$3,300	1	\$2,800	2	\$5,880	1	\$3,070
35th	Conecuh & Monroe	5	\$7,570	9	\$16,280	5	\$12,620	2	\$8,150	1	\$5,780
36th	Lawrence	3	\$10,360	3	\$10,550	6	\$10,260	2	\$7,000	16	\$7,230
37th	Lee	47	\$35,240	52	\$29,560	43	\$31,000	29	\$23,280	47	\$37,260
38th	Jackson	6	\$8,280	5	\$9,090	3	\$5,340	9	\$5,840	1	\$3,330
39th	Limestone	4	\$3,730	6	\$7,280	6	\$5,950	7	\$8,260	8	\$11,570
40th	Clay & Coosa	4	\$4,210	1	\$3,760	0	\$4,630	0	\$4,070	3	\$2,550
41st	Blount	7	\$12,530	5	\$11,210	6	\$12,540	21	\$18,380	11	\$17,100
<b>Statewide Totals</b>		<b>1,286</b>	<b>\$1,304,000</b>	<b>1,253</b>	<b>\$1,308,660</b>	<b>1054</b>	<b>\$1,181,800</b>	<b>923</b>	<b>\$1,164,050</b>	<b>974</b>	<b>\$1,130,980</b>



# JURY COSTS PER TRIAL

## FY 2014—FY 2018

Circuit	Counties	FY 2014	FY 2015	FY2016	FY2017	FY2018	Percent of Change	
							2014-2018	2014-2015
1st	Choctaw, Clarke, and Washington	\$1,636	\$1,651	\$843	\$1,283	\$2,342	43%	1%
2nd	Butler, Crenshaw, and Lowndes	\$428	\$487	\$875	\$1,298	\$278	-35%	14%
3rd	Barbour, Bullock	\$2,410	\$1,235	\$1,458	\$2,603	\$0	-100%	-49%
4th	Bibb, Dallas, Hale, Perry and Wilcox	\$2,274	\$5,161	\$1,705	\$5,018	\$1,646	-28%	127%
5th	Chambers, Macon, Randolph and Tallapoosa	\$1,156	\$2,340	\$1,380	\$2,669	\$2,265	96%	102%
6th	Tuscaloosa	\$1,154	\$966	\$1,297	\$1,717	\$2,345	103%	-16%
7th	Calhoun and Cleburne	\$978	\$1,246	\$1,089	\$1,446	\$1,252	28%	27%
8th	Morgan	\$660	\$555	\$726	\$869	\$1,316	99%	-16%
9th	Cherokee and Dekalb	\$2,192	\$2,650	\$1,261	\$931	\$1,070	-51%	21%
10th	Birmingham	\$746	\$885	\$726	\$846	\$971	30%	19%
	Bessemer	\$1,388	\$1,617	\$1,161	\$1,248	\$1,071	-23%	17%
11th	Lauderdale	\$1,177	\$807	\$1,599	\$1,077	\$1,466	25%	-31%
12th	Coffee and Pike	\$1,245	\$523	\$1,185	\$786	\$658	-47%	-58%
13th	Mobile	\$1,250	\$1,674	\$1,593	\$919	\$1,155	-8%	34%
14th	Walker	\$2,862	\$3,530	\$2,658	\$5,923	\$3,946	38%	23%
15th	Montgomery	\$1,061	\$1,073	\$1,603	\$1,247	\$1,598	51%	1%
16th	Etowah	\$2,526	\$3,599	\$1,737	\$2,821	\$3,066	21%	42%
17th	Greene, Marengo and Sumter	\$2,835	\$1,388	\$1,833	\$2,710	\$2,404	-15%	-51%
18th	Shelby	\$1,751	\$2,149	\$1,048	\$1,074	\$903	-48%	23%
19th	Autauga, Chilton and Elmore	\$1,065	\$934	\$1,644	\$3,789	\$1,089	2%	-12%
20th	Henry and Houston	\$450	\$428	\$744	\$2,708	\$890	98%	-5%
21st	Escambia	\$1,570	\$1,343	\$1,548	\$1,663	\$2,760	76%	-14%
22nd	Covington	\$643	\$673	\$392	\$692	\$1,222	90%	5%
23rd	Madison	\$1,061	\$1,382	\$1,620	\$1,014	\$1,055	-1%	30%
24th	Fayette, Lamar and Pickens	\$4,870	\$8,040	\$2,368	\$4,737	\$9,110	87%	65%
25th	Marion and Winston	\$996	\$1,680	\$1,066	\$967	\$3,245	226%	69%
26th	Russell	\$663	\$426	\$461	\$650	\$549	-17%	-36%
27th	Marshall	\$3,617	\$2,166	\$3,870	\$2,446	\$2,010	-44%	-40%
28th	Baldwin	\$1,024	\$729	\$722	\$851	\$757	-26%	-29%
29th	Talladega	\$522	\$501	\$670	\$745	\$530	2%	-4%
30th	St. Clair	\$675	\$1,049	\$1,352	\$1,843	\$1,780	164%	55%
31st	Colbert	\$1,457	\$1,144	\$1,553	\$5,225	\$2,243	54%	-22%
32nd	Cullman	\$1,375	\$1,523	\$1,097	\$2,023	\$1,731	26%	11%
33rd	Dale and Geneva	\$1,318	\$770	\$1,566	\$1,409	\$1,583	20%	-42%
34th	Franklin	\$1,783	\$1,100	\$2,800	\$2,940	\$3,070	72%	-38%
35th	Conecuh and Monroe	\$1,514	\$1,809	\$2,524	\$4,075	\$5,780	282%	19%
36th	Lawrence	\$3,453	\$3,517	\$1,710	\$3,500	\$452	-87%	2%
37th	Lee	\$750	\$568	\$721	\$803	\$793	6%	-24%
38th	Jackson	\$1,380	\$1,818	\$1,780	\$649	\$3,330	141%	32%
39th	Limestone	\$933	\$1,213	\$992	\$1,180	\$1,446	55%	30%
40th	Clay and Coosa	\$1,053	\$3,760	\$0	\$0	\$850	-19%	257%
41st	Blount	\$1,790	\$2,242	\$2,090	\$875	\$1,555	-13%	25%
<b>Statewide Totals</b>		<b>\$1,008</b>	<b>\$1,044</b>	<b>\$1,121</b>	<b>\$1,261</b>	<b>\$1,161</b>	<b>15%</b>	<b>4%</b>

# MUNICIPAL COURT CASELOAD STATISTICS, FY 2018

Municipality	Population	Cases Filed				Cases Disposed			
		DUI	Traffic	Non-Traffic	Total	DUI	Traffic	Non-Traffic	Total
Abbeville ( <i>Henry</i> )	2,688	8	799	111	918	4	422	53	479
Alabaster ( <i>Shelby</i> )	30,352	129	1,706	601	2,436	126	2,146	628	2,900
Albertville ( <i>Marshall</i> )	21,200	129	2,051	624	2,804	130	2,035	635	2,800
Anniston ( <i>Calhoun</i> )	21,770	82	4,006	2,340	6,428	84	4,200	2,316	6,600
Argo ( <i>St. Clair</i> )	4,100	39	1,872	220	2,131	29	1,509	163	1,701
Arley ( <i>Winston</i> )	357	4	110	5	119	3	108	5	116
Ashland ( <i>Clay</i> )	2,037	13	593	106	712	19	635	106	760
Athens ( <i>Limestone</i> )	26,000	89	3,056	461	3,606	0	4,201	579	4,780
Atmore ( <i>Escambia</i> )	10,700	19	401	392	812	19	343	328	690
Auburn ( <i>Lee</i> )	63,118	204	16,251	3,411	19,866	253	17,806	3,993	22,052
Berry ( <i>Fayette</i> )	1,158	6	248	55	309	6	226	56	288
Blountsville ( <i>Blount</i> )	1,684	10	604	305	919	7	341	20	368
Brent ( <i>Bibb</i> )	4,947	19	398	266	683	35	484	270	789
Bridgeport ( <i>Jackson</i> )	2,350	3	143	151	297	4	151	177	332
Brighton ( <i>Jefferson</i> )	2,945	1	254	32	287	1	0	0	1
Brookside ( <i>Jefferson</i> )	1,363	3	597	110	710	1	392	46	439
Brookwood ( <i>Tuscaloosa</i> )	1,828	1	142	65	208	2	112	60	174
Carrollton ( <i>Pickens</i> )	1,017	0	278	109	387	0	152	0	152
Carrollton ( <i>Pickens</i> )	1,017	0	278	109	387	0	152	0	152
Chatom ( <i>Washington</i> )	1,211	11	544	64	619	7	484	64	555
Childersburg ( <i>Talladega</i> )	5,175	37	2,070	221	2,328	34	1,556	155	1,745
Clanton ( <i>Chilton</i> )	8,619	49	1,075	922	2,046	34	939	645	1,618
Columbiana ( <i>Shelby</i> )	4,539	7	844	82	933	2	636	34	672
Cottonwood ( <i>Houston</i> )	1,282	7	124	29	160	4	2	1	7
Crossville ( <i>Dekalb</i> )	1,862	11	208	61	280	8	208	69	285
Cullman ( <i>Cullman</i> )	14,775	111	1,900	705	2,716	119	2,100	774	2,993
Daleville ( <i>Dale</i> )	5,388	18	1,806	524	2,348	31	1,844	476	2,351
Daphne ( <i>Baldwin</i> )	21,570	143	2,992	452	3,587	113	2,805	464	3,382
Decatur ( <i>Morgan</i> )	55,683	210	11,273	2,451	13,934	159	9,734	2,037	11,930
Dora ( <i>Walker</i> )	2,025	21	1465	769	2,255	12	940	270	1,222
Douglas ( <i>Marshall</i> )	744	15	720	71	806	18	577	75	670
East Brewton ( <i>Escambia</i> )	2,500	22	1155	178	1355	17	1037	177	1231
Eclectic ( <i>Elmore</i> )	1,100	11	493	77	581	12	491	78	581
Elba ( <i>Coffee</i> )	4,500	7	831	154	992	7	928	164	1,099
Elberta ( <i>Baldwin</i> )	2,100	23	842	164	1029	13	640	117	770
Enterprise ( <i>Coffee</i> )	28,024	122	4,144	945	5,211	132	3,668	778	4,578
Eufaula ( <i>Barbour</i> )	13,137	55	1,783	573	2,411	36	1,703	499	2,238
Eutaw ( <i>Greene</i> )	1,987	1	349	168	518	1	0	0	1
Excel ( <i>Monroe</i> )	723	6	395	32	433	3	300	27	330

# MUNICIPAL COURT CASELOAD STATISTICS, FY 2018

Municipality	Population	Cases Filed				Cases Disposed			
		DUI	Traffic	Non-Traffic	Total	DUI	Traffic	Non-Traffic	Total
Fairhope ( <i>Baldwin</i> )	20,935	155	1,528	796	2,479	115	1,560	708	2,383
Falkville ( <i>Morgan</i> )	1,279	18	852	180	1,050	14	724	143	881
Florala ( <i>Covington</i> )	1,986	24	1,843	201	2,068	16	1,691	182	1,889
Florence ( <i>Lauderdale</i> )	40,000	119	4,188	2,299	6,606	194	4,278	2,542	7,014
Foley ( <i>Baldwin</i> )	17,607	151	4,252	2,065	6,468	179	4,107	1,995	6,281
Fultondale ( <i>Jefferson</i> )	8,400	10	891	497	1,398	13	916	384	1,313
Fyffe ( <i>Dekalb</i> )	1,018	15	956	110	1,081	1	201	28	230
Gardendale ( <i>Jefferson</i> )	13,893	131	2,282	795	3,208	112	2,159	750	3,021
Geraldine ( <i>Dekalb</i> )	898	5	107	53	165	1	70	21	92
Gilbertown ( <i>Choctaw</i> )	850	0	317	14	331	0	237	7	244
Glencoe ( <i>Etowah</i> )	5,200	6	1,039	113	1,158	4	1,217	112	1,333
Gordo ( <i>Pickens</i> )	1,700	13	758	122	893	9	660	111	780
Grant ( <i>Marshall</i> )	896	2	45	24	71	2	62	34	98
Greensboro ( <i>Hale</i> )	2,431	7	345	132	484	7	265	82	354
Grove Hill ( <i>Clarke</i> )	1,456	27	1686	59	1772	19	1610	51	1680
Guin ( <i>Marion</i> )	2,300	15	236	61	312	15	236	53	304
Gulf Shores ( <i>Baldwin</i> )	9,721	225	2,389	1,362	3,976	299	2,812	1,766	4,877
Guntersville ( <i>Marshall</i> )	8,500	89	1,452	647	2,188	119	1,559	595	2,273
Haleyville ( <i>Winston</i> )	3,982	35	1,187	193	1,415	23	1,011	209	1,243
Hamilton ( <i>Marion</i> )	6,700	56	2,167	608	2,831	48	1,366	268	1,682
Hanceville ( <i>Cullman</i> )	3,288	15	1,535	240	1,790	18	1,585	286	1,889
Hartford ( <i>Geneva</i> )	2,624	10	708	82	800	8	646	76	730
Headland ( <i>Henry</i> )	1,500	11	1,633	135	1,779	12	4,218	250	4,480
Henagar ( <i>Dekalb</i> )	2,500	7	150	66	223	14	173	75	262
Hokes Bluff ( <i>Etowah</i> )	4,294	18	288	43	349	17	296	66	379
Homewood ( <i>Jefferson</i> )	26,000	59	11,497	3,208	14,764	82	10,412	2,282	12,776
Hueytown ( <i>Jefferson</i> )	16,000	63	3,512	2,053	5,628	52	3,315	1,901	5,268
Huntsville ( <i>Madison</i> )	193,079	696	26,794	1,833	29,323	127	20,347	2,311	22,785
Ider ( <i>Dekalb</i> )	647	2	157	40	199	4	172	33	209
Jackson's Gap ( <i>Tallapoosa</i> )	828	3	1,362	79	1,444	2	1,289	66	1,357
Jacksonville ( <i>Calhoun</i> )	12,548	53	1,848	674	2,575	39	1,540	603	2,182
Jasper ( <i>Walker</i> )	14,352	66	1,959	3,335	5,360	50	2,221	3,274	5,545
Jemison ( <i>Chilton</i> )	2,585	18	1,076	461	1,555	69	1,177	460	1,706
Killen ( <i>Lauderdale</i> )	1,108	9	901	70	980	28	952	92	1,072
Kimberly ( <i>Jefferson</i> )	2,711	2	206	109	317	2	277	110	389
Linden ( <i>Marengo</i> )	2,123	12	1,096	187	1,295	13	899	167	1,079
Lineville ( <i>Clay</i> )	2,395	17	553	111	681	19	645	136	800
Loxley ( <i>Baldwin</i> )	1,632	41	967	175	1,183	35	896	182	1,113
Luverne ( <i>Crenshaw</i> )	2,850	11	698	76	785	9	711	76	796

# MUNICIPAL COURT CASELOAD STATISTICS, FY 2018

Municipality	Population	Cases Filed				Cases Disposed			
		DUI	Traffic	Non-Traffic	Total	DUI	Traffic	Non-Traffic	Total
Madison ( <i>Madison</i> )	49,114	80	3,891	1,162	5,133	75	4,180	1,114	5,369
Midfield ( <i>Jefferson</i> )	5,092	15	523	136	674	3	281	24	308
Millbrook ( <i>Elmore</i> )	15,318	82	4,580	1328	5,990	48	4,411	1111	5,570
Monroeville ( <i>Monroe</i> )	5,927	14	721	371	1,106	14	656	253	923
Montevallo ( <i>Shelby</i> )	6,575	43	1,498	190	1,731	32	1,231	149	1,412
Montgomery ( <i>Montgomery</i> )	205,764	155	72,674	5200	78,029	134	63,286	4061	67,481
Morris ( <i>Jefferson</i> )	1,859	7	282	48	337	4	206	42	252
Mountain Brook ( <i>Jefferson</i> )	20,381	187	4,937	853	5,977	151	4,949	715	5,815
Munford ( <i>Talladega</i> )	1,295	12	718	77	807	7	587	45	639
Napier Field ( <i>Dale</i> )	500	0	587	43	630	0	669	61	730
North Courtland ( <i>Lawrence</i> )	700	7	834	72	913	4	257	18	279
Notasulga ( <i>Macon</i> )	900	4	141	51	196	7	195	44	246
Odenville ( <i>St. Clair</i> )	3,585	41	1125	188	1,354	61	1121	178	1360
Oneonta ( <i>Blount</i> )	6,500	55	897	546	1,498	49	797	545	1,391
Opelika ( <i>Lee</i> )	30,000	89	3,774	2,863	6,726	64	4,257	3,087	7,408
Opp ( <i>Covington</i> )	6,000	15	756	318	1,089	27	797	317	1,141
Owens Cross Rds. ( <i>Madison</i> )	1,124	5	547	43	595	5	4	0	9
Oxford ( <i>Calhoun</i> )	21,350	90	3,975	1,446	5,511	62	3,256	1,441	4,759
Ozark ( <i>Dale</i> )	14,907	33	2,735	345	3,113	40	2,720	390	3,150
Pell City ( <i>St. Clair</i> )	12,695	40	1,920	624	2,584	48	1,703	611	2,362
Phenix City ( <i>Russell</i> )	33,000	112	2,362	1,809	4,283	79	2,206	1,577	3,862
Phil Campbell ( <i>Franklin</i> )	900	2	105	44	151	1	93	39	133
Piedmont ( <i>Calhoun</i> )	4,900	29	832	345	1,206	21	799	362	1,182
Pine Hill ( <i>Wilcox</i> )	975	8	336	69	413	11	353	62	426
Pleasant Grove ( <i>Jefferson</i> )	10,000	7	2,309	282	2,598	3	994	102	1,099
Prattville ( <i>Autauga</i> )	38,000	93	8,143	1,252	9,488	64	7,769	1,171	9,004
Priceville ( <i>Morgan</i> )	3,060	25	919	347	1,291	24	847	261	1,132
Ragland ( <i>St. Clair</i> )	1,636	27	415	151	593	14	177	31	222
Rainbow City ( <i>Etowah</i> )	9,600	61	3,086	397	3,544	42	2,618	383	3,043
Rainsville ( <i>Dekalb</i> )	4,948	34	670	270	974	39	713	227	979
Red Bay ( <i>Franklin</i> )	3,451	31	311	192	534	22	265	153	440
Red Level ( <i>Covington</i> )	576	0	16	8	24	0	19	7	26
Repton ( <i>Conecuh</i> )	300	0	548	13	561	0	45	2	47
River Falls ( <i>Covington</i> )	526	2	422	58	482	3	405	55	463
Riverside ( <i>St. Clair</i> )	2,200	12	674	43	729	19	643	46	708
Robertsdale ( <i>Baldwin</i> )	5,276	51	2,614	309	2,974	50	2,629	386	3,065
Russellville ( <i>Franklin</i> )	9,803	92	2,236	509	2,837	75	2,578	499	3,152

# MUNICIPAL COURT CASELOAD STATISTICS, FY 2018

Municipality	Population	Cases Filed				Cases Disposed			
		DUI	Traffic	Non-Traffic	Total	DUI	Traffic	Non-Traffic	Total
Sardis City ( <i>Etowah</i> )	1,796	22	432	74	528	26	348	72	446
Satsuma ( <i>Mobile</i> )	61,000	12	409	384	805	8	19	22	49
Section ( <i>Jackson</i> )	769	4	290	45	339	6	290	34	330
Slocomb ( <i>Geneva</i> )	2,100	4	329	120	453	1	317	109	427
Springville ( <i>St. Clair</i> )	4,080	34	1,371	98	1,503	17	1,136	96	1,249
Stevenson ( <i>Jackson</i> )	2,046	8	311	119	438	4	187	64	255
Sylvania ( <i>Dekalb</i> )	1,875	8	259	77	344	1	243	83	327
Tallassee ( <i>Tallapoosa</i> )	4,831	14	429	556	999	5	307	231	543
Taylor ( <i>Houston</i> )	2,456	3	533	30	566	3	515	18	536
Thomasville ( <i>Clarke</i> )	5,000	29	2,005	212	2,246	27	1,944	184	2,155
Town Creek ( <i>Lawrence</i> )	1,100	35	2,414	283	2,732	0	1,917	0	1,917
Trinity ( <i>Morgan</i> )	2,095	16	540	101	657	0	0	0	0
Trussville ( <i>Jefferson</i> )	20,702	57	4,261	1,412	5,730	50	3,710	1,251	5,011
Tuscaloosa ( <i>Tuscaloosa</i> )	95,334	88	9,626	3,228	12,942	130	8,714	2,822	11,666
Tuscumbia ( <i>Colbert</i> )	10,000	26	342	401	769	38	349	379	766
Union Springs ( <i>Bullock</i> )	3,500	7	1,144	208	1,359	3	771	97	871
Vance ( <i>Tuscaloosa</i> )	1,529	2	458	93	553	1	434	61	496
Vestavia Hills ( <i>Jefferson</i> )	34,688	42	6,669	385	7,096	26	5,719	273	6,018
Vincent ( <i>Shelby</i> )	2,012	2	191	46	239	4	184	27	215
Webb ( <i>Houston</i> )	1,400	0	528	7	535	0	419	6	425
York ( <i>Sumter</i> )	2,280	3	28	55	86	3	25	29	57
		<b>5,905</b>	<b>323,274</b>	<b>72,093</b>	<b>401,272</b>	<b>5,033</b>	<b>294,099</b>	<b>64,952</b>	<b>364,084</b>



*A publication of the*  
**ALABAMA ADMINISTRATIVE OFFICE OF COURTS**  
300 Dexter Avenue  
Montgomery, Alabama 36104-3741  
(866) 954-9411  
[www.alacourt.gov](http://www.alacourt.gov)