

# The Unified Judicial System of Alabama



**2002  
Annual Report**



We, the people of the State of Alabama, in order to establish justice, insure domestic tranquility, and secure the blessings of liberty to ourselves and our posterity, invoking the favor and guidance of Almighty God, do ordain and establish the following Constitution and form of government for the State of Alabama:

Preamble, Constitution of Alabama 1901

Except as otherwise provided by this Constitution, the judicial power of the state shall be vested exclusively in a unified judicial system which shall consist of a supreme court, a court of criminal *appeals*, a court of civil *appeals*, a trial court of general jurisdiction known as the circuit court, a trial court of limited jurisdiction known as the district court, a probate court and such municipal courts as may be provided by law.



# FY\*\*—2002 Annual Report

## Contents\*

Letter of Transmittal from the Administrative Director .....	2
Message from the Chief Justice .....	3
The Unified Judicial System .....	4
The Unified Judicial System—Structure and Jurisdiction .....	5
The Supreme Court of Alabama .....	6
Alabama Court of Criminal Appeals .....	8
Alabama Court of Civil Appeals .....	9
Supreme Court and State Law Library .....	10
The Administrative Office of Courts .....	11
Budget of the Judiciary .....	14
Court of the Judiciary .....	15
Alabama Circuit, District, Municipal and Probate Courts .....	16
Alabama Judicial Circuits .....	17

PUBLISHED BY:  
ALABAMA ADMINISTRATIVE OFFICE OF COURTS  
PUBLIC INFORMATION OFFICE  
300 DEXTER AVENUE  
MONTGOMERY, ALABAMA 36104-3741  
334-242-0300

\*THE UNIFIED JUDICIAL SYSTEM OF ALABAMA STATISTICAL ADDENDUM IS AVAILABLE UPON REQUEST.  
\*\*THE FISCAL YEAR FOR THE UNIFIED JUDICIAL SYSTEM OF ALABAMA IS FROM OCTOBER 1 THRU SEPTEMBER 30.





# Letter of Transmittal



**DR. RICH HOBSON**  
**ADMINISTRATIVE DIRECTOR**  
**OF COURTS**  
**2002**

Dear Chief Justice Moore:

In accordance with §12-5-10, Code of Alabama 1975, I am pleased to submit the 2002 Annual Report for the Alabama Unified Judicial System. This report is an overview of events and a compendium of statistical data for the period from October 1, 2001, through September 30, 2002. In-depth trial court statistical data are available in an addendum to this report.

The accomplishments made during FY 2002 reflect the dedication of judges, circuit clerks, and employees of the Alabama Unified Judicial System to the administration of justice and the management of judicial processes.

I hope this report provides the citizens of Alabama with an increased understanding of the judicial system and a reassurance that our courts are providing judicial services in an effective and cost-efficient manner.

Sincerely,

**Rich Hobson**

Administrative Director of Courts





# Message from the Chief Justice


To those dedicated men and women of the  
Unified Judicial System:

I am proud to be a part of a system which has been a model for many states over the 25 past years. It has been my pleasure to represent the many fine judges, circuit clerks, court reporters and administrative personnel who make up our Unified Judicial System, or the UJS as it is commonly known.

Although our courts have suffered a severe financial deficit during the past two years, the loyalty and dedication of the men and women who comprise the UJS has never wavered. Your competence and perseverance under pressure has gained the attention of the Governor and members of the Legislature who have pledged their support to reverse budget shortfalls which we have suffered over the last 18 years. Today we face a brighter and more promising future thanks to your combined efforts.

While we miss many individuals who have chosen a just retirement after years of dedicated service, the character and integrity of those who have followed in their footsteps promises to secure our future as a model of efficiency and professionalism.

The Constitution of Alabama which all judges and officers are sworn to uphold begins with a simple recognition that in order to establish justice we must invoke the "... favor and guidance of Almighty God." Let us join together in thanking that gracious God for the opportunity we share in serving the people of Alabama who depend upon us for the fair and impartial administration of justice in our State. Our goal remains fixed, to do justly, to love mercy, and to walk humbly with our God.



**ROY S. MOORE**  
**CHIEF JUSTICE**  
**2002**

Sincerely,

Roy S. Moore  
Chief Justice





# Alabama's Unified Judicial System



The Judicial Article Implementation Act (Act 1205) of 1975 revised the Alabama Court System and prescribed the pattern for its operation.

The major changes included:

- Over 400 trial courts were reorganized into a unified system.
- Judges were required to be lawyers (Probate Judges excluded).
- Uniform jurisdictions were established for all trial courts.
- Judges were prohibited from re-election or appointment after age 70.
- Authority was granted to the Supreme Court to adopt rules pertaining to the administration of courts governing practice and procedure.
- Provisions provided for the adoption of "Canons of Judicial Ethics."
- Provisions were made for the flexible assignment of judges.
- A central judicial administration system was built into the Constitution.
- Provisions were made for a Judicial Compensation Commission.
- A Judicial Inquiry Commission and a Court of the Judiciary were created.

***"I am confident  
that, as a separate  
and co-equal  
branch of govern-  
ment, we will main-  
tain the high stan-  
dards of our pro-  
fession."***

**Roy S. Moore  
Chief Justice**

Amendment 328 of the Alabama Constitution of 1901 further provided for the exclusive judicial power of the State to be vested in a Unified Judicial System, to become effective January 17, 1977. Today, the Alabama Supreme Court, Court of Criminal Appeals, Court of Civil Appeals and the Administrative Office of Courts all operate from within a single location in Montgomery, Alabama. This administration is seeking to improve an already efficient system by working diligently to continue this moral, efficient, and economical administration of justice.







# Alabama's Unified Judicial System

## Structure & Jurisdiction

### Supreme Court

9 Elected Justices (Including the Chief Justice), Originated in 1819

#### Mandatory or Exclusive Jurisdiction:

- ♦ Civil Appeals Exceeding \$50,000
- ♦ Alabama Public Service Commission Appeals, regarding: Utility Rates
- ♦ Alabama State Bar Administrative Matters and Appeals of Disciplinary Matters
- ♦ Petitions Seeking Extraordinary Relief

#### Discretionary Authority:

- ♦ Petitions for Certiorari
- ♦ All Cases Decided by Civil and Criminal Appeals
- ♦ Questions Certified by the Federal Court, regarding: Alabama Law
- ♦ Issuing Advisory Opinions Requested by the Governor or either House of the Legislature

### Criminal Appeals

5 Elected Judges, Originated in 1969

#### Exclusive Appellate Jurisdiction:

- ♦ All Criminal Appeals
- ♦ Post Conviction Writs
- ♦ Remedial Writs for Criminal Trial Courts

### Civil Appeals

5 Elected Judges, Originated in 1969

#### Original Appellate Jurisdiction:

- ♦ Appeals of Civil Cases where Controversy does not Exceed \$50,000
- ♦ Appeals From Administrative Agencies other than the Public Service Commission
- ♦ All Appeals in Workers' Compensation Cases
- ♦ Appeals Deflected from the Alabama Supreme Court

### Circuit Court

41 Circuits, 142 Elected Judges

#### Exclusive Original Jurisdiction:

- ♦ Felony Prosecutions and Lesser-Included Offenses
- ♦ Civil Matters where Controversy Exceeds \$10,000 not including Interest and Costs
- ♦ Domestic Relations

#### Original Concurrent Jurisdiction (With District Court):

- ♦ Juvenile Matters
- ♦ Matters where Controversy between \$3,000 and \$10,000 not including Interest and Costs

#### Appellate Jurisdiction (trial de novo):

- ♦ Civil, Criminal, and Juvenile Cases in District Court
- ♦ Ordinance Violations in Municipal Court

### District Court

67 Districts, 102 Elected Judges

#### Original Jurisdiction:

- ♦ Criminal Misdemeanors
- ♦ Preliminary Hearings in Felony Prosecutions

#### Concurrent Jurisdiction (With Circuit Court):

- ♦ Juvenile Matters
- ♦ Civil Actions with Controversy between \$3,000 and \$10,000

#### Exclusive Jurisdiction:

- ♦ Civil Matters with Controversy not Exceeding \$3,000

### Municipal Court

263 Courts, 315 Appointed Judges

#### Limited Jurisdiction:

- ♦ Prosecutions for Municipal Ordinance Violations within City Limits and Police Jurisdiction
- ♦ State Law Violations when Incorporated into Municipalities Ordinances

### Probate Court

68 Courts, 68 Elected Judges

#### Limited County Jurisdiction:

- ♦ Administration of Estates
- ♦ Matters Dealing with Probate of Wills
- ♦ Adoption Proceedings not Removed
- ♦ Recording of Land Sales and Partitions
- ♦ Maintenance of County Indexes

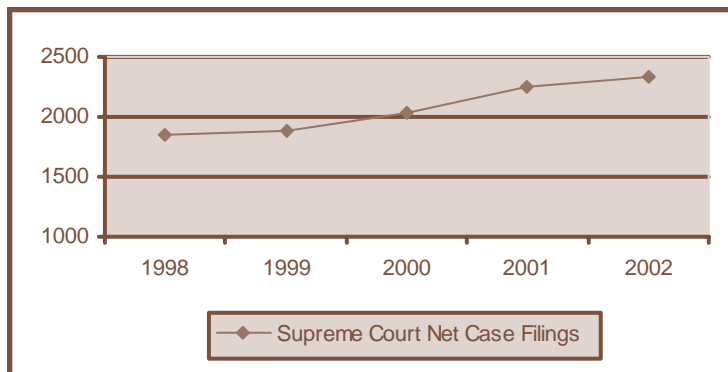




# The Supreme Court of Alabama



TOP: Harold F. See, Thomas A. Woodall, Roy S. Moore (CJ), Douglas Inge Johnstone, Robert Bernard Harwood, Jr.  
BOTTOM: Jean Williams Brown, J. Gorman Houston, Jr., Lyn Stuart, and Champ Lyons, Jr.



The Alabama Supreme Court, Alabama's court of last resort, is composed of a Chief Justice and eight Associate Justices. All members of the Court are elected in statewide elections to six-year terms. The Supreme Court has general supervisory authority over all courts in the State and the power to review any judgment of these courts. In addition, the Supreme Court has the authority to make administrative rules and regulations to ensure the efficient and speedy administration of justice.

To facilitate the decision-making process, the Supreme Court has traditionally been divided into two divisions with a panel of four justices each. The Chief Justice sits on both divisions. If the five members of a division disagree on the disposition of a particular case, the case must be submitted to the entire Court for resolution. The Court's internal rules require consideration by the full Court of petitions for certiorari review in capital cases in which the death penalty is imposed, cases declaring a statute unconstitutional, advisory opinions to the Governor or the Legislature, utility rate cases; cases overruling a previous decision of the Supreme Court, and petitions for certiorari review in instances where the Supreme Court is reversing a judgment of the Court of Criminal Appeals or the Court of Civil Appeals.







# The Supreme Court of Alabama

## Alabama Supreme Court FILINGS AND DISPOSITIONS REPORT 10/01/2001 through 09/30/2002

Case Type	Cases Filed	Cases Disposed	Thruput	Pending at Start	Pending at End	Net Change
Advisory Opinion	3	4	133.33	1	0	-1
Direct Appeal	906	960	105.96	440	387	-53
Alabama State Bar Petition	10	9	90.00	1	2	1
Certified Question	8	7	87.50	5	6	1
Petition for Writ of Certiorari to the Court of Criminal Appeals	738	822	111.38	250	167	-83
Petition for Writ of Certiorari to the Court of Criminal Appeals (DEATH PENALTY)	7	3	42.85	2	6	4
Petition for Writ of Certiorari to the Court of Civil Appeals	304	294	96.71	110	120	10
Miscellaneous Criminal Petition	9	9	100.00	0	0	0
Miscellaneous Civil Petition	6	8	133.33	2	0	-2
Petition for Permission to Appeal	39	49	125.64	19	9	-10
Petition for Writ of Mandamus: Criminal	84	95	113.09	25	14	-11
Petition for Writ of Mandamus: Civil	217	232	106.91	72	57	-15
<b>REPORT TOTAL</b>	<b>2,331</b>	<b>2,492</b>	<b>106.90</b>	<b>927</b>	<b>768</b>	<b>-159</b>

Number of Deflected Cases: 276

Percent of Cases Disposed by Deflection: 11.07

Number of Reinstated Cases: 51

Number of Reinstated Cases Disposed: 25

Number of Decisions without opinion: 2,270

Number of Decisions with opinion: 429

Number of Rehearings filed: 190

Number of Rehearing rulings: 173





# Alabama Court of Criminal Appeals



Greg Shaw, Sue Bell Cobb, H.W. "Bucky" McMillan (Presiding), Pamela Willis Baschab, and Kelli Wise

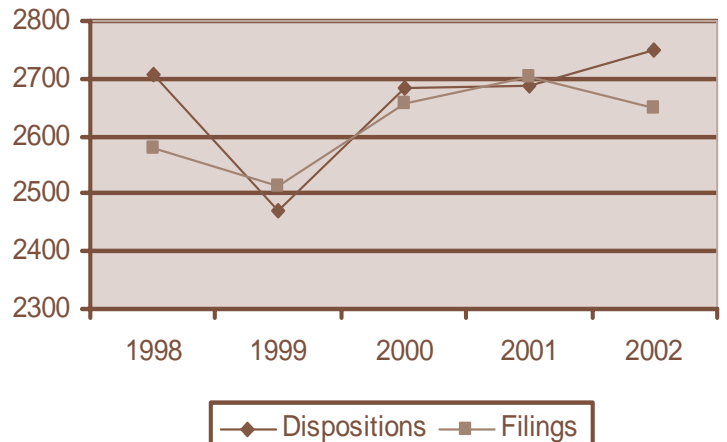
The Alabama Court of Criminal Appeals is a five-judge court having exclusive appellate jurisdiction of all criminal cases, including all post-conviction writs arising from there. The Court has authority to issue remedial writs necessary to give it general superintendence and control over all trial courts exercising jurisdiction in criminal proceedings. Judgments of the Court of Criminal Appeals are subject to discretionary review by the Alabama Supreme Court. During the 2002 Term, the Court was assisted by Retired Judge John Patterson.

In 1989 the Supreme Court, by order, set as a goal in direct appeal cases a 280-day time standard that ran from notice of appeal or the filing of a petition to the initial decision. In April 1995, the original goal was modified to conform to the Time Standards Reference Models recommended by the American Bar Association. The current goal is to issue rulings in 75 percent of all cases within 290 days from their start and in 95 percent of all cases within 365 days. In the 2002 Term, 95.06 percent of all the initial decisions by the Court of Criminal Appeals were released within the 290-day goal and 98.44 percent were released within the 365-day goal. In this term, the average time from start to the initial decision was only 128 days, a seven-day decrease in the average time from start to initial decision in the preceding term and only three days longer than the record low set in the 2000 Term. The average time from start to initial decision in submitted cases decreased by 13 days, from 188 days in the 2001 Term to a record low of only 175 days in the 2002 Term.

## **COURT of CRIMINAL APPEALS ANALYSIS of FILINGS by CASE TYPE (FY 2002)**

### **Appeals Filed**

	# of Cases	% of Appeals	% of Total
Convictions Appealed (Death)	10	.4	.4
Convictions Appealed (Municipal)	28	1.2	1.1
Convictions Appealed (Other)	911	40.6	34.4
Rule 32 Appeals (Death)	15	.7	.6
Rule 32 Appeals (Non-Death)	781	34.8	29.5
Juvenile Appeals	42	1.9	1.6
Probation Revocation	168	7.5	6.4
Restitution Order	3	.1	.1
Mandamus Appeal	4	.2	.2
Certiorari Appeal	25	1.1	.9
Habeas Appeal	163	7.3	6.2
State Pretrial Appeal	12	.5	.5
Contempt Adjudication	2	.1	.1
Other	80	3.6	3.0
<b>Total No. Appeals Filed</b>	<b>2,244</b>		<b>84.7</b>
<b>Original Petitions</b>	<b>404</b>		<b>15.3</b>
<b>Total Cases Filed</b>	<b>2,648</b>		



*For the second year in a row, the Court issued more than 1,900 decisions in submitted cases.*





# Alabama Court of Civil Appeals



*Craig Pittman, John B. Crawley, Sharon G. Yates (Presiding), William C. Thompson and Glenn Murdock*

The Court of Civil Appeals, composed of a presiding judge and four associate judges, was created by the Alabama Legislature in 1969. The Court has original appellate jurisdiction in all civil appeals where the amount in controversy does not exceed \$50,000; in all appeals from administrative agencies, other than the Alabama Public Service Commission; in all appeals in workers' compensation cases; and in all appeals in domestic relations cases, including annulment, divorce, adoption, and child custody. All decisions of the Court are made en banc. Each judge is required to review each case submitted to the Court.

An application for rehearing is the method by which one, or both, of the parties requests the Court to reconsider its earlier decision in a case. Of the 897 cases that were disposed by submission and decision, 278 applications for rehearing were filed. Approximately 92.1% of the cases on rehearing had no change.

The Supreme Court ruled on 308 petitions for certiorari from the Court of Civil Appeals during FY 2002. Approximately 85.7% of those decisions were upheld by the Supreme Court.

## Alabama Court of Civil Appeals

### Types of Dispositions with Decisions (FY 2002)

	# of Cases	# of Cases without Opinions	Percent of Total Decisions
Affirmed	98	574	74.9%
Reversed	145	0	16.2%
Affirmed in Part/ Reversed in Part	47	0	5.2%
Other	33	0	3.7%
<b>DECISIONS</b>	<b>323</b>	<b>574</b>	<b>100%</b>
<b>TOTAL OF DECISIONS</b>	<b>897</b>		

**Note:** Decisions reflect both cases with opinion and affirmed without opinion.

**Note:** 99.6 percent submitted on brief; 0.4 percent orally argued

### Types of Dispositions without Written Opinions (FY 2002)

	Number of Cases	% of Others Dispositions
Dismissed on Motion of Appellant	109	11.1
Dismissed for Failure to Prosecute	98	10.0
Dismissed on Appellee's Motion	21	2.1
Other	120	12.2
Transferred — Lack of Jurisdiction	61	6.2
Affirmed — No Opinion	574	58.4
<b>TOTAL</b>	<b>983</b>	<b>100.0</b>





# Supreme Court and State Law Library



Today the Library, housed in Alabama's Judicial Building, serves the Alabama Appellate Courts, the Alabama Judicial System, and the people of the State of Alabama.

The Supreme Court and State Law Library may be contacted at:

334-242-4347



The Alabama Supreme Court and State Law Library is the oldest law library in Alabama. Established in 1828 as the Library Society of the Bench and Bar of the Supreme Court, it was a private, nonprofit organization with the purpose of providing a library for the "exclusive use of the Bench and Bar of the Supreme Court of the State." Today, the Law Library, a state agency, serves the Alabama Supreme Court, the Courts of Criminal and Civil Appeals, and all citizens of the State.

The Law Library has approximately 230,000 volumes in its collection, making it the second largest law library in the state. The Library is also one of the oldest U.S. Government Depository libraries in the United States, having been designated a depository in 1884. Currently, the Law Library occupies approximately 38,000 square feet. It is a public law library, and its hours of operation are 8:00 a.m. to 6:00 p.m. Monday through Friday. The Law Library collection contains all of the reported decisions of the state and federal appellate courts in the United States, and the statutes of all 50 states and the District of Columbia, plus Acts of Congress, the *United States Code* and the regulations of the various agencies of the U.S. Government. The Law Library's legal periodical collection is one of the best in the State with more than 1000 titles, while its rare book collection is considered one of the finest in the Southeastern United States. Unique to the collection are the briefs of Alabama Supreme Court cases beginning in 1965 and the papers of the Alabama Judicial College.

Beyond the role of the traditional library, the Supreme Court and State Law Library continues to pursue a strategic plan to remain on the forefront of technology. To this end, the Law Library provides public access to WESTLAW, a computer-assisted legal research service, so that all users can use WESTLAW in the Law Library at no cost to them. In this same way, the Law Library provides WESTLAW access to the entire judicial branch of government so that judges, clerks, and other judicial branch employees will have access to legal information at their fingertips. Additionally, the Law Library has its own computerized public access catalog known as *Aladdin*, which includes the online catalogs of the Jefferson County Public Law Library, the Montgomery County Public Law Library, and the Elbert Parsons Public Law Library in Huntsville. *Aladdin* can be accessed from the Law Library web site, [www.alalinc.net](http://www.alalinc.net).

The Law Library also maintains *Alalinc*, an information service providing access to electronic copies of Alabama's appellate court opinions as they are released. Opinions are fully searchable using an advanced search engine that allows users a large range of search capabilities. The Law Library manages a state-of-the-art computer training lab equipped with workstations to accommodate an instructor and up to 18 students. Library staff offers classes in basic computing, word processing, and Internet usage, while judicial branch agencies use the lab to train numerous state and local officials on various automation systems.

The Law Library serves as the archives for the appellate courts and is responsible for preserving and disseminating the judicial history of Alabama. The various museum areas and exhibits throughout the building are designed and created by law library staff, who also coordinate all judicial building tours.





# Administrative Office of Courts

The Chief Justice of the Alabama Supreme Court is the chief administrative officer of the State's court system and is authorized to appoint an Administrative Director of Courts and other personnel to assist him in the performance of his administrative responsibilities. This constitutionally-created administration overseeing Alabama's Unified Judiciary is called the Administrative Office of Courts.

The Alabama Unified Judicial System is a state-funded court system consisting of the Supreme Court and two intermediate courts of appeal, the Court of Civil Appeals and the Court of Criminal Appeals. The system also includes the trial courts of general jurisdiction (the Circuit Courts) and the courts of limited jurisdiction (the District Courts, the Probate Courts, and the Municipal Courts). The Administrative Office of Courts (AOC), under the direction of the Administrative Director of Courts, is charged with providing the centralized, state-level administrative support necessary to the operation of the State court system, which includes the development of improved procedures and systems to increase the operational capacity of the courts, the collection and dissemination of information necessary for the development of policy and the efficient operation of the courts. Alabama was one of the first states in the nation to have a unified state court system with uniform procedures and centralized administrative services. The Unified Judicial System of Alabama has been in existence since 1977.

The Administrative Office of Courts carries out its responsibilities through a network of specialized divisions. This necessary link within the court system successfully implements plans addressing the training, educational and developmental needs of officials and employees of the Unified Judicial System. These tasks are implemented in part by and through the Alabama Judicial College, along with the support of statewide technological expertise and implementation of the Management Information Systems Division. The AOC also houses basic support departments such as Personnel and Finance, but there exists more specialized departments such as the Family Court Division (est. June 2001), the Trial Court Services Division and the Legal Division.

The AOC is most specifically made up of talented individuals from many walks of life serving the needs of their fellow citizens.

Alabama was one of the first states with a unified state court system along with uniform procedures and centralized administrative services.







# Administrative Office of Courts

## Divisions

### Personnel

The Personnel Division provides services for the Unified Judicial System officials and employees, which consist of appellate judges and employees, trial court officials and employees and the Administrative Office of Courts' staff.

The Personnel Division must maintain 2,551 employee records and position control over 300 appointing authorities. Additional responsibilities are auditing court personnel payrolls and leave accounts, training, and counseling officials and employees on employment issues. The Personnel Division monitors and makes recommendations regarding classifications and pay ranges, updates personnel publications, recruits and tests for the judicial merit system.

### Finance

The Finance Division is comprised of the following sections: expense accounting, grants, budgets, purchasing, payroll, the print shop, records and space management. In addition to fulfilling responsibilities in these areas, the Finance Division also provides technical assistance to the trial courts, resolves questions regarding appropriate dockets, fees and fines, and serves as liaison with the appellate courts regarding fiscal matters.

### Legal / Education Division

The Legal Division is responsible for providing the Chief Justice, the Administrative Director of Courts and AOC with various legal matters regarding the daily operation and administration of the UJS. The division also assists court officials and employees by conducting research, participating in educational conferences, publishing legal manuals and handouts, processing retirements, developing forms, and coordinating committee activities, as well as providing judges and court officials with the latest appellate decisions, Attorney General opinions, and changes in statutory law and Alabama Supreme Court rules.

The Judicial College provides educational training programs, regional workshops, and conferences for court officials and employees. They also offer orientation programs for judges and clerks. The Judicial College coordinates monthly calendars of internal/external training opportunities and events.

### Management Information Systems

Management Information Systems provides support necessary for the day-to-day business operations of the Unified Judicial System both in the trial courts and the Administrative Office of Courts. The Management Information Systems aids the enhancement of administrative functions using technology and coordinates with state agencies regarding sharing of services and information. This division also provides centralized child support processing for the state, which allows for interfacing with the Department of Human Resources. The Management Information Systems makes available public information to the criminal justice community, social and juvenile services and the public as a whole. Management Information Systems offers on-line services to all 67 counties at all court sites, juvenile offices and pardon and parole offices. Finally, Management Information Systems maintains current UJS applications as well as new developments and upgrades.

As a whole, this branch of the court system successfully implements plans addressing the training, educational and developmental needs of officials and employees of the Unified Judicial System.







# Administrative Office of Courts

Divisions Continued





# Budget of the Judiciary

The Finance Division at AOC is comprised of the following sections: expenses accounting (payment of purchases and services), purchasing (requisition and approval of purchases), grants management, payroll, printing, and the budget.

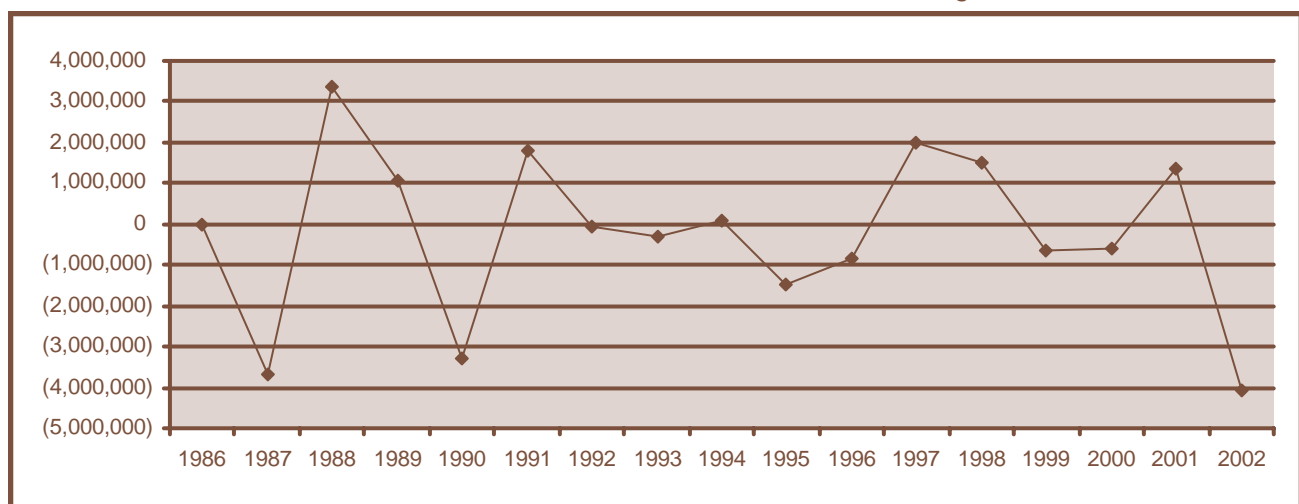
Budget responsibilities includes preparation of the budget request, preparation of an in-house working budget called the operations plan, and the management of that plan through the year. The budget request is submitted to the governor annually for review and for his judicial budget recommendation. His recommendation is included in the executive budget presented to the legislature where it can be enacted into law as recommended or as they see fit to alter. Once the budget becomes law, the operations plan is developed at a spending level that can maintain operations throughout the fiscal year.

The Unified Judicial System's FY 2002 budget was significantly inadequate for maintaining the previous years spending level. Although the budget increased approximately \$2.8 million, mandated and business costs increased \$6.8 million, creating a \$4 million shortfall. Efforts to obtain a supplemental appropriation in the FY 2002 regular legislative session failed.

In April of 2002, an across-the-board hiring freeze was in effect, all educational conferences were cancelled, all temporary employees (including 170 temporary judicial aides/bailiffs) were laid off, all out-of-state travel was cancelled, in-state travel, materials, supplies and equipment were severely restricted, and merit raises and promotions were suspended. In addition, jury trials were suspended, but later reinstated after the Governor contributed \$500,000 from the departmental emergency fund. These budget cuts allowed avoidance of the layoff of full-time employees and UJS was able to complete its fiscal year in the black.

When mandated cost increases are considered, the chart below shows an overall decline in the budget since FY 1986. In FY 2002, the UJS budget was \$4.3 million less than the FY 1986 general fund budget after mandates.

**Cumulative Increases and Decreases in the UJS General Fund Budget After Mandates**



In FY 2002, the UJS Budget is \$4.3 million LESS than the FY 1986 Budget (less mandates).

## Judicial General Fund Appropriations \*

	FY 2000-01	FY 2001-02	Incr./Decr.
<b>Unified Judicial System</b>	\$120,150,930	\$122,946,633	\$2,795,703
<b>Supreme Court</b>	\$7,895,380	\$8,261,497	\$366,117
<b>Court of Criminal Appeals</b>	\$3,537,280	\$3,784,544	\$247,264
<b>Court of Civil Appeals</b>	\$2,981,773	\$2,981,773	\$0
<b>Supreme Court Library</b>	\$1,808,533	\$1,612,523	(\$196,010)
<b>Judicial Inquiry Commission</b>	\$405,302	\$331,532	(\$73,770)
<b>Total Judicial Budget</b>	<b>\$136,779,198</b>	<b>\$139,918,502</b>	<b>\$3,139,304</b>

\*Figures reflected do not include additional conditional appropriations.





# Judicial Inquiry Commission and Court of the Judiciary


The Judicial Inquiry Commission has nine members. The Supreme Court appoints one appellate judge. The Circuit Judges' Association appoints two circuit judges. The Lieutenant Governor appoints one district judge who is subject to Senate confirmation. Two attorneys are appointed by the Board of Bar Commissioners. Three non-lawyer citizens are appointed by the Governor, subject to Senate confirmation. Commission members are appointed for terms of four years.

The Judicial Inquiry Commission considers and investigates complaints of misconduct made against judges of the State Judicial System. It has authority to receive and initiate its own complaints, conduct investigations, and file and prosecute complaints in the Court of the Judiciary. These complaints charge violations of the Alabama Canons of Judicial Ethics, misconduct in office, or failure to perform judicial duties. The Commission also renders advisory opinions to judges if needed.

The Court of the Judiciary is a nine-member body that hears complaints filed by the Judicial Inquiry Commission. The Court is composed of one judge from an appellate court, other than the Supreme Court of Alabama, who shall be selected by the Supreme Court of Alabama and shall serve as Chief Judge of the Court of the Judiciary. The Court also includes two judges from the circuit courts, who shall be selected by the Circuit Judges' Association; one district judge who shall be selected by the District Judges' Association; two members of the State Bar who shall be selected by the governing body of the Alabama State Bar; two persons who are not lawyers who shall be appointed by the Governor; and one person appointed by the Lieutenant Governor. Members appointed by the Governor and Lieutenant Governor shall be subject to Senate confirmation before serving.

The Court has the authority to enter the following sanctions for a violation of a Canon of Judicial Ethics: removal from office, suspension with or without pay, censure, retirement of a judge or such other sanctions as may be prescribed by law.

Decisions of the Court of the Judiciary may be appealed to the Supreme Court of Alabama, which reviews the record of proceedings on the law and the facts. The Supreme Court of Alabama adopts rules governing the procedures of the Court of the Judiciary. Counsel for the prosecution of cases before the Court of the Judiciary is provided by the State Attorney General's Office. The Clerk of the Court of Civil Appeals serves as secretary of the Court of the Judiciary.



## Court of the Judiciary Members FY 2002

**William C. Thompson**  
*Court of Civil Appeals*

**David Rains**  
*Circuit Judge,  
9th Judicial Circuit*

**Robert G. Kendall**  
*Circuit Judge,  
13th Judicial Circuit*

**John J. Dobson**  
*District Judge, Oneonta, AL*

**Nelson Vinson**  
*Attorney at Law, Hamilton, AL*

**William D. Scruggs**  
*Attorney at Law, Ft. Payne, AL*

**James L. North**  
*Attorney at Law, Birmingham, AL*

**Sam Jones,**  
*Mobile County Commission*

**Sue H. McInnish**  
*Montgomery, AL*





# Circuit, District, Municipal & Probate

The Alabama Constitution, in addition to providing for the appellate courts of the State, provides for a trial court of general jurisdiction known as the Circuit Court; a trial court of limited jurisdiction known as the District Court; a Probate Court and such Municipal Courts as may be provided by law.

The State of Alabama is now divided into 41 judicial circuits, numbered and composed of counties. A 41st Circuit was created during fiscal year 2001 when the circuit formerly known as the 30th Judicial Circuit was split. Jury trials within the State of Alabama occur at the circuit court level.

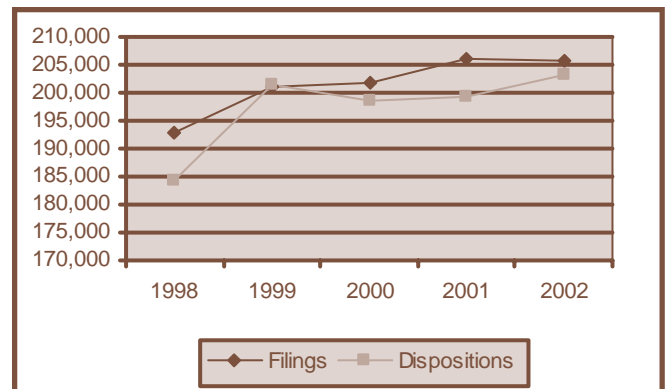
There is an office of the circuit clerk in each of the 67 counties and one in the Bessemer Division of Jefferson County. The duties of the circuit clerks include the issuance of process and the maintenance of all court records. The circuit clerk is responsible for the same duties as they apply to the district court when there is no clerk appointed to that office. There is currently only one district clerk in the State of Alabama.

Sessions of the district court are required to be held in each county seat. Although the district court is considered to be a "court of record," transcripts or reports of the proceedings of this Court are not required by law. All cases are tried without a jury.

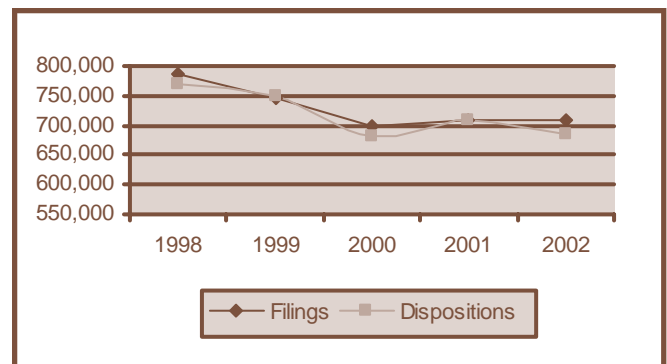
Any given municipality of the State of Alabama, if it elects to do so, holds its own court proceedings according to the limitations provided by law. If the municipal court is abolished by that governing body, jurisdiction is transferred to the appropriate district court.

The probate courts in each county of the State have original and general jurisdictions over very specific matters delineated by statute. While constitutionally a part of the Alabama Judicial System, the probate courts are not included in the system's budget and are administered locally by the respective probate judge. Funding is generated through the county governments or through fees generated in probate court.

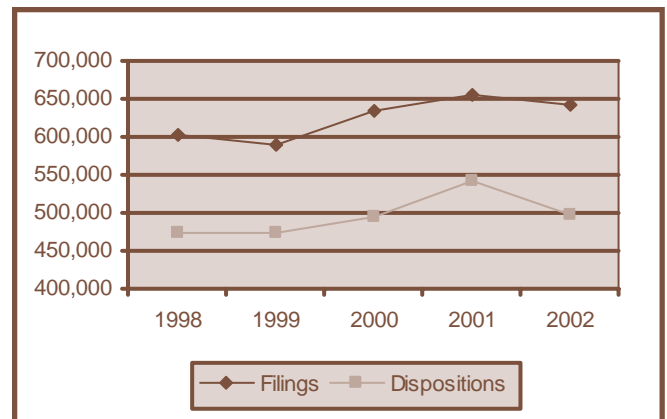
**ALABAMA CIRCUIT COURT  
CASELOAD FY 1998-2002**



**ALABAMA DISTRICT COURT  
CASELOAD FY 1998-2002**



**ALABAMA MUNICIPAL COURT  
CASELOAD FY 1998-2002**





# Alabama Judicial Circuits

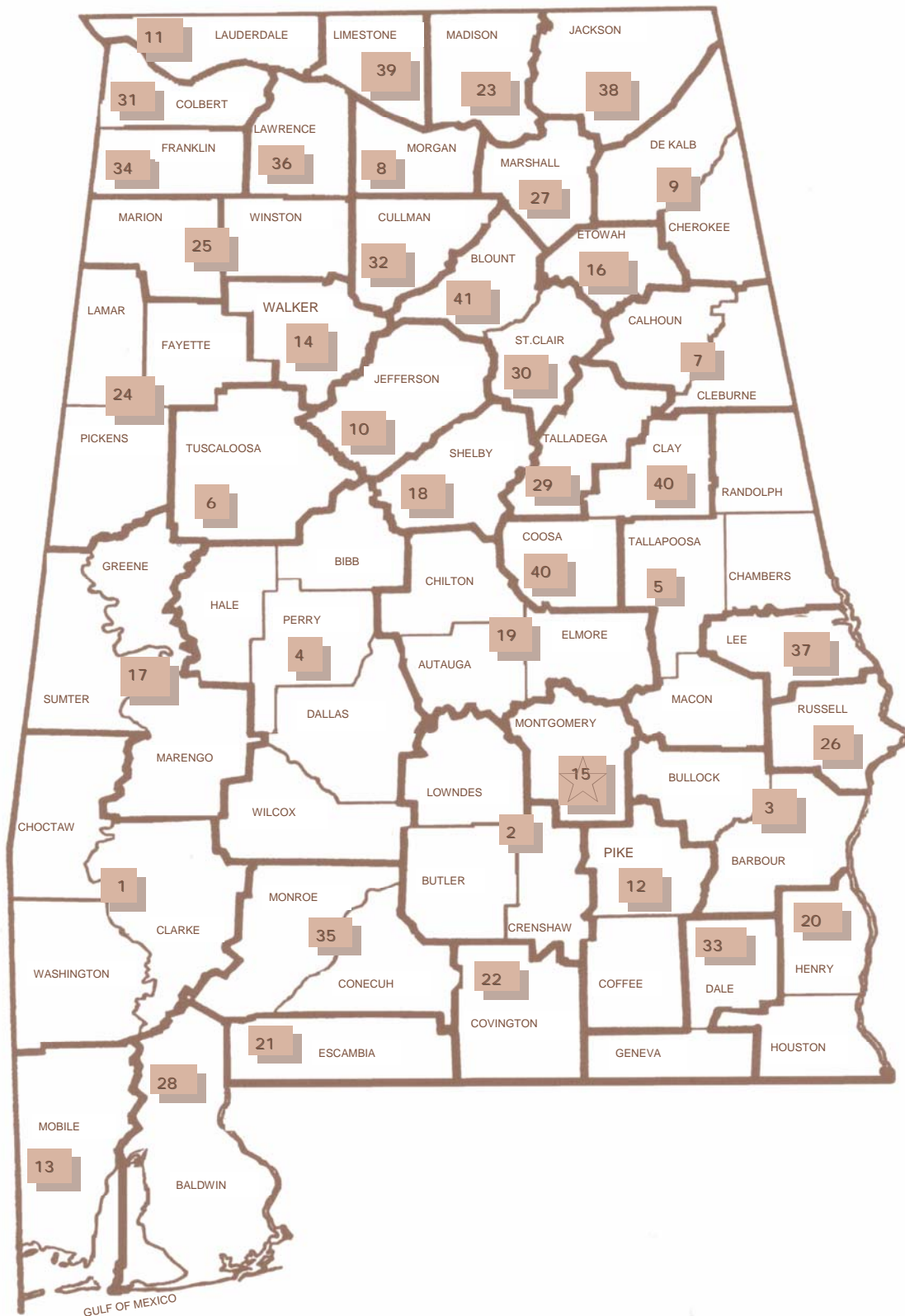


Table 1: Circuit Court Caseload Statistics, Escal Years 1998 - 2002

Circuit/County	FILINGS					Change 98 - 02		DISPOSITIONS					Change 98 - 02	
	1998	1999	2000	2001	2002	#	%	1998	1999	2000	2001	2002	#	%
<b>1ST CIRCUIT</b>														
<b>Choctaw</b>														
Criminal	207	222	156	109	121	(86)	(42)	153	200	165	136	129	(24)	(15.7)
Felony	192	191	101	66	73	(119)	(62)	144	169	106	91	83	(61)	(42.4)
Other	15	31	55	43	48	33	220	9	31	59	45	46	37	411.1
Civil	163	150	207	181	177	14	9	168	140	156	181	162	(6)	(3.6)
Domestic	119	163	138	105	126	7	6	129	142	132	98	130	1	0.8
Orig	89	100	106	70	91	2	2	87	92	97	70	96	9	10.3
Mod	30	63	32	35	35	5	17	42	50	35	28	34	(8)	(19.0)
Total	489	535	501	395	424	(65)	(13)	450	482	453	415	421	(29)	(6.4)
<b>Clarke</b>														
Criminal	560	451	466	386	405	(155)	(28)	560	546	433	395	381	(179)	(32.0)
Felony	448	370	252	228	256	(192)	(43)	470	434	211	238	247	(223)	(47.4)
Other	112	81	214	158	149	37	33	90	112	222	157	134	44	48.9
Civil	258	295	328	301	277	19	7	184	294	289	320	263	79	42.9
Domestic	266	269	289	289	309	43	16	275	249	296	256	310	35	12.7
Orig	165	159	175	166	155	(10)	(6)	177	152	169	156	165	(12)	(6.8)
Mod	101	110	114	123	154	53	52	98	97	127	100	145	47	48.0
Total	1,084	1,015	1,083	976	991	(93)	(9)	1,019	1,089	1,018	971	954	(65)	(6.4)
<b>Washington</b>														
Criminal	154	274	266	209	363	209	136	173	181	259	301	204	31	17.9
Felony	129	197	124	110	179	50	39	147	138	130	143	111	(36)	(24.5)
Other	25	77	142	99	184	159	636	26	43	129	158	93	67	257.7
Civil	132	123	147	165	168	36	27	121	123	125	142	170	49	40.5
Domestic	226	249	252	232	249	23	10	220	213	259	230	214	(6)	(2.7)
Orig	145	140	128	127	132	(13)	(9)	141	133	130	120	121	(20)	(14.2)
Mod	81	109	124	105	117	36	44	79	80	129	110	93	14	17.7
Total	512	646	665	606	780	268	52	514	517	643	673	588	74	14.4
<b>1st Circuit Totals</b>														
Criminal	921	947	888	704	889	(32)	(3)	886	927	857	832	714	(172)	(19.4)
Felony	769	758	477	404	508	(261)	(34)	761	741	447	472	441	(320)	(42.0)
Other	152	189	411	300	381	229	151	125	186	410	360	273	148	118.4
Civil	553	568	682	647	622	69	12	473	557	570	643	595	122	25.8
Domestic	611	681	679	626	684	73	12	624	604	687	584	654	30	4.8
Orig	399	399	409	363	378	(21)	(5)	405	377	396	346	382	(23)	(5.7)
Mod	212	282	270	263	306	94	44	219	227	291	238	272	53	24.2
Total	2,085	2,196	2,249	1,977	2,195	110	5	1,983	2,088	2,114	2,059	1,963	(20)	(1.0)
<b>2ND CIRCUIT</b>														
<b>Butler</b>														
Criminal	208	203	264	373	302	94	45	214	209	247	304	332	118	55.1
Felony	192	151	134	193	150	(42)	(22)	205	156	142	152	189	(16)	(7.8)
Other	16	52	130	180	152	136	850	9	53	105	152	143	134	1,488.9
Civil	163	168	188	214	223	60	37	158	171	179	210	192	34	21.5
Domestic	266	294	290	233	208	(58)	(22)	213	251	300	243	226	13	6.1
Orig	164	171	158	114	101	(63)	(38)	149	157	179	121	93	(56)	(37.6)
Mod	102	123	132	119	107	5	5	64	94	121	122	133	69	107.8
Total	637	665	742	820	733	96	15	585	631	726	757	750	165	28.2
<b>Crenshaw</b>														
Criminal	93	85	117	142	114	21	23	64	87	109	101	167	103	160.9
Felony	85	64	63	84	42	(43)	(51)	59	72	55	59	95	36	61.0
Other	8	21	54	58	72	64	800	5	15	54	42	72	67	1,340.0
Civil	100	86	147	112	110	10	10	91	75	105	102	138	47	51.6
Domestic	131	128	147	149	195	64	49	134	128	134	128	181	47	35.1
Orig	76	94	104	107	112	36	47	76	89	89	98	118	42	55.3
Mod	55	34	43	42	83	28	51	58	39	45	30	63	5	8.6
Total	324	299	411	403	419	95	29	289	290	348	331	486	197	68.2



Table 1: Circuit Court Caseload Statistics, Fiscal Years 1998 - 2002

Circuit/County	FILINGS					Change 98 - 02		DISPOSITIONS					Change 98 - 02	
	1998	1999	2000	2001	2002	#	%	1998	1999	2000	2001	2002	#	%
<b>Lowndes</b>														
Criminal	154	124	132	197	103	(51)	(33)	113	150	168	167	115	2	1.8
Felony	129	88	68	136	35	(94)	(73)	80	129	102	119	44	(36)	(45.0)
Other	25	36	64	61	68	43	172	33	21	66	48	71	38	115.2
Civil	154	197	142	182	172	18	12	196	223	170	179	165	(31)	(15.8)
Domestic	67	73	93	70	71	4	6	65	72	79	77	70	5	7.7
Orig	54	57	71	57	49	(5)	(9)	53	56	66	57	54	1	1.9
Mod	13	16	22	13	22	9	69	12	16	13	20	16	4	33.3
Total	375	394	367	449	346	(29)	(8)	374	445	417	423	350	(24)	(6.4)
<b>2nd Circuit Totals</b>														
Criminal	455	412	513	712	519	64	14	391	446	524	572	614	223	57.0
Felony	406	303	265	414	227	(179)	(44)	344	357	299	330	328	(16)	(4.7)
Other	49	109	248	298	292	243	496	47	89	225	242	286	239	508.5
Civil	417	451	477	508	505	88	21	445	469	454	491	495	50	11.2
Domestic	464	495	530	452	474	10	2	412	451	513	448	477	65	15.8
Orig	294	322	333	278	262	(32)	(11)	278	302	334	276	265	(13)	(4.7)
Mod	170	173	197	174	212	42	125	134	149	179	172	212	78	58.2
Total	1,336	1,358	1,520	1,672	1,498	162	12	1,248	1,366	1,491	1,511	1,586	338	27.1
<b>3RD CIRCUIT</b>														
<b>Barbour</b>														
Criminal	441	493	559	701	782	341	77	372	609	542	637	815	443	119.1
Felony	283	320	352	426	508	225	80	250	408	350	383	531	281	112.4
Other	158	173	207	275	274	116	73	122	201	192	254	284	162	132.8
Civil	296	415	363	411	348	52	18	351	332	418	382	433	82	23.4
Domestic	223	279	274	296	273	50	22	230	244	268	303	301	71	30.9
Orig	169	218	200	218	212	43	25	181	195	190	232	217	36	19.9
Mod	54	61	74	78	61	7	13	49	49	78	71	84	35	71.4
Total	960	1,187	1,196	1,408	1,403	443	46	953	1,185	1,228	1,322	1,549	596	62.5
<b>Clayton</b>														
<b>Division</b>														
Criminal	156	194	184	202	219	63	40	157	165	189	182	249	92	58.6
Felony	75	120	124	115	137	62	83	85	94	129	110	160	75	88.2
Other	81	74	60	87	82	1	1	72	71	60	72	89	17	23.6
Civil	114	169	113	147	96	(18)	(16)	156	134	155	130	153	(3)	(1.9)
Domestic	64	88	90	90	73	9	14	63	65	90	87	98	35	55.6
Orig	41	49	47	46	43	2	5	43	39	45	45	49	6	14.0
Mod	23	39	43	44	30	7	30	20	26	45	42	49	29	145.0
Total	334	451	387	439	388	54	16	376	364	434	399	500	124	33.0
<b>Eufaula</b>														
<b>Division</b>														
Criminal	285	299	375	499	563	278	98	215	444	353	455	566	351	163.3
Felony	208	200	228	311	371	163	78	165	314	221	273	371	206	124.8
Other	77	99	147	188	192	115	149	50	130	132	182	195	145	290.0
Civil	182	246	250	264	252	70	38	195	198	263	252	280	85	43.6
Domestic	159	191	184	206	200	41	26	167	179	178	216	203	36	21.6
Orig	128	169	153	172	169	41	32	138	156	145	187	168	30	21.7
Mod	31	22	31	34	31	0	0	29	23	33	29	35	6	20.7
Total	626	736	809	969	1,015	389	62	577	821	794	923	1,049	472	81.8
<b>Bullock</b>														
Criminal	127	203	192	152	186	59	46	141	187	194	153	169	28	19.9
Felony	109	174	152	108	127	18	17	124	158	161	112	116	(8)	(6.5)
Other	18	29	40	44	59	41	228	17	29	33	41	53	36	211.8
Civil	152	260	244	217	144	(8)	(5)	174	224	244	236	177	3	1.7
Domestic	54	64	47	43	33	(21)	(39)	43	56	55	46	37	(6)	(14.0)
Orig	48	52	37	36	29	(19)	(40)	38	45	48	36	30	(8)	(21.1)
Mod	6	12	10	7	4	(2)	(33)	5	11	7	10	7	2	40.0
Total	333	527	483	412	363	30	9	358	467	493	435	383	25	7.0

Table 1: Circuit Court Caseload Statistics, Fiscal Years 1998 - 2002

Circuit/County	FILINGS					Change 98 - 02		DISPOSITIONS					Change 98 - 02	
	1998	1999	2000	2001	2002	#	%	1998	1999	2000	2001	2002	#	%
<b>3rd Circuit Totals</b>														
Criminal	568	696	751	853	968	400	70	513	796	736	790	984	471	91.8
Felony	392	494	504	534	635	243	62	374	566	511	495	647	273	73.0
Other	176	202	247	319	333	157	89	139	230	225	295	337	198	142.4
Civil	448	675	607	628	492	44	10	525	556	662	618	610	85	16.2
Domestic	277	343	321	339	306	29	10	273	300	323	349	338	65	23.8
Orig	217	270	237	254	241	24	11	219	240	238	268	247	28	12.8
Mod	60	73	84	85	65	5	8	54	60	85	81	91	37	68.5
Total	1,293	1,714	1,679	1,820	1,766	473	37	1,311	1,652	1,721	1,757	1,932	621	47.4
<b>4TH CIRCUIT</b>														
<b>Bibb</b>														
Criminal	174	136	154	190	217	43	25	141	240	110	100	230	89	63.1
Felony	138	106	106	144	131	(7)	(5)	115	195	77	65	163	48	41.7
Other	36	30	48	46	86	50	139	26	45	33	35	67	41	157.7
Civil	120	153	170	230	217	97	81	128	122	154	213	226	98	76.6
Domestic	187	200	205	216	244	57	30	143	179	203	230	230	87	60.8
Orig	128	142	147	142	156	28	22	112	130	145	153	151	39	34.8
Mod	59	58	58	74	88	29	49	31	49	58	77	79	48	154.8
Total	481	489	529	636	678	197	41	412	541	467	543	686	274	66.5
<b>Dallas</b>														
Criminal	793	695	657	626	565	(228)	(29)	730	732	639	531	573	(157)	(21.5)
Felony	545	536	364	349	357	(188)	(34)	466	532	379	319	360	(106)	(22.7)
Other	248	159	293	277	208	(40)	(16)	264	200	260	212	213	(51)	(19.3)
Civil	463	475	452	452	453	(10)	(2)	444	397	403	463	413	(31)	(7.0)
Domestic	442	388	437	390	407	(35)	(8)	388	433	389	338	369	(19)	(4.9)
Orig	291	278	294	256	248	(43)	(15)	273	301	296	238	251	(22)	(8.1)
Mod	151	110	143	134	159	8	5	115	132	93	100	118	3	2.6
Total	1,698	1,558	1,546	1,468	1,425	(273)	(16)	1,562	1,562	1,431	1,332	1,355	(207)	(13.3)
<b>Hale</b>														
Criminal	502	118	100	32	87	(415)	(83)	441	133	74	58	71	(370)	(83.9)
Felony	336	88	70	22	61	(275)	(82)	286	88	52	48	54	(232)	(81.1)
Other	166	30	30	10	26	(140)	(84)	155	45	22	10	17	(138)	(89.0)
Civil	179	187	163	167	144	(35)	(20)	121	131	141	162	148	27	22.3
Domestic	96	107	109	100	88	(8)	(8)	90	97	92	67	84	(6)	(6.7)
Orig	88	92	94	86	79	(9)	(10)	85	87	79	59	73	(12)	(14.1)
Mod	8	15	15	14	9	1	13	5	10	13	8	11	6	120.0
Total	777	412	372	299	319	(458)	(59)	652	361	307	287	303	(349)	(53.5)
<b>Perry</b>														
Criminal	128	117	117	145	177	49	38	105	110	108	120	200	95	90.5
Felony	111	98	49	79	104	(7)	(6)	94	97	54	57	95	1	1.1
Other	17	19	68	66	73	56	329	11	13	54	63	105	94	854.5
Civil	136	155	129	138	150	14	10	125	149	91	159	140	15	12.0
Domestic	50	66	67	64	56	6	12	45	76	70	58	59	14	31.1
Orig	36	48	50	40	37	1	3	30	55	49	39	40	10	33.3
Mod	14	18	17	24	19	5	36	15	21	21	19	19	4	26.7
Total	314	338	313	347	383	69	22	275	335	269	337	399	124	45.1
<b>Wilcox</b>														
Criminal	71	128	34	97	138	67	94	92	103	98	83	118	26	28.3
Felony	35	102	11	62	96	61	174	52	74	63	51	68	16	30.8
Other	36	26	23	35	42	6	17	40	29	35	32	50	10	25.0
Civil	193	173	159	146	156	(37)	(19)	165	134	210	188	135	(30)	(18.2)
Domestic	45	56	56	74	62	17	38	51	39	68	73	78	27	52.9
Orig	40	47	44	64	48	8	20	43	32	58	55	61	18	41.9
Mod	5	9	12	10	14	9	180	8	7	10	18	17	9	112.5
Total	309	357	249	317	356	47	15	308	276	376	344	331	23	7.5

Table 1: Circuit Court Caseload Statistics, Fscal Years 1998 - 2002

Circuit/County	FILINGS					Change 98 - 02		DISPOSITIONS					Change 98 - 02	
	1998	1999	2000	2001	2002	#	%	1998	1999	2000	2001	2002	#	%
<b>4th Circuit Totals</b>														
Criminal	1,668	1,194	1,062	1,090	1,184	(484)	(29)	1,509	1,318	1,029	892	1,192	(317)	(21.0)
Felony	1,165	930	600	656	749	(416)	(36)	1,013	986	625	540	740	(273)	(26.9)
Other	503	264	462	434	435	(68)	(14)	496	332	404	352	452	(44)	(8.9)
Civil	1,091	1,143	1,073	1,133	1,120	29	3	983	933	999	1,185	1,062	79	8.0
Domestic	820	817	874	844	857	37	5	717	824	822	766	820	103	14.4
Orig	583	607	629	588	568	(15)	(3)	543	605	627	544	576	33	6.1
Mod	237	210	245	256	289	52	22	174	219	195	222	244	70	40.2
Total	3,579	3,154	3,009	3,067	3,161	(418)	(12)	3,209	3,075	2,850	2,843	3,074	(135)	(4.2)
<b>5TH CIRCUIT</b>														
<b>Chambers</b>														
Criminal	268	336	302	327	398	130	49	384	301	261	280	328	(56)	(14.6)
Felony	227	252	229	273	317	90	40	286	238	221	200	251	(35)	(12.2)
Other	41	84	73	54	81	40	98	98	63	40	80	77	(21)	(21.4)
Civil	310	306	308	336	331	21	7	236	197	259	294	272	36	15.3
Domestic	389	431	402	432	374	(15)	(4)	364	393	326	386	354	(10)	(2.7)
Orig	287	315	273	304	244	(43)	(15)	272	296	256	283	246	(26)	(9.6)
Mod	102	116	129	128	130	28	27	92	97	70	103	108	16	17.4
Total	967	1,073	1,012	1,095	1,103	136	14	984	891	846	960	954	(30)	(3.0)
<b>Macon</b>														
Criminal	103	101	96	112	105	2	2	99	131	73	84	88	(11)	(11.1)
Felony	97	84	71	81	81	(16)	(16)	90	117	58	62	57	(33)	(36.7)
Other	6	17	25	31	24	18	300	9	14	15	22	31	22	244.4
Civil	322	322	242	275	293	(29)	(9)	341	276	278	242	220	(121)	(35.5)
Domestic	122	109	113	137	141	19	16	86	83	81	104	114	28	32.6
Orig	96	83	88	106	101	5	5	74	66	63	85	82	8	10.8
Mod	26	26	25	31	40	14	54	12	17	18	19	32	20	166.7
Total	547	532	451	524	539	(8)	(1)	526	490	432	430	422	(104)	(19.8)
<b>Randolph</b>														
Criminal	290	281	291	332	335	45	16	285	269	309	289	264	(21)	(7.4)
Felony	205	194	175	183	205	0	0	218	182	180	146	168	(50)	(22.9)
Other	85	87	116	149	130	45	53	67	87	129	143	96	29	43.3
Civil	142	121	143	181	194	52	37	123	100	106	153	183	60	48.8
Domestic	220	224	212	238	250	30	14	220	209	204	195	255	35	15.9
Orig	165	172	167	184	181	16	10	174	160	160	151	191	17	9.8
Mod	55	52	45	54	69	14	25	46	49	44	44	64	18	39.1
Total	652	626	646	751	779	127	19	628	578	619	637	702	74	11.8
<b>Tallapoosa</b>														
Criminal	698	618	688	731	639	(59)	(8)	499	844	627	690	566	67	13.4
Felony	570	417	322	356	338	(232)	(41)	416	611	339	336	275	(141)	(33.9)
Other	128	201	366	375	301	173	135	83	233	288	354	291	208	250.6
Civil	339	344	383	407	406	67	20	314	286	292	376	345	31	9.9
Domestic	488	514	459	483	543	55	11	477	425	488	451	477	0	0.0
Orig	323	312	298	306	343	20	6	313	283	290	309	309	(4)	(1.3)
Mod	165	202	161	177	200	35	21	164	142	198	142	168	4	2.4
Total	1,525	1,476	1,530	1,621	1,588	63	4	1,290	1,555	1,407	1,517	1,388	98	7.6
<b>Alex City Division</b>														
Criminal	416	375	450	463	400	(16)	(4)	277	542	399	450	327	50	18.1
Felony	338	229	193	204	204	(134)	(40)	221	379	195	188	126	(95)	(43.0)
Other	78	146	257	259	196	118	151	56	163	204	262	201	145	258.9
Civil	186	197	185	204	239	53	28	154	174	147	184	186	32	20.8
Domestic	271	273	234	264	274	3	1	249	226	256	246	247	(2)	(0.8)
Orig	165	157	141	175	165	0	0	156	139	147	170	155	(1)	(0.6)
Mod	106	116	93	89	109	3	3	93	87	109	76	92	(1)	(1.1)
Total	873	845	869	931	913	40	5	680	942	802	880	760	80	11.8

Table 1: Circuit Court Caseload Statistics, Fiscal Years 1998 - 2002

Circuit/County	FILINGS					Change 98 - 02		DISPOSITIONS					Change 98 - 02	
	1998	1999	2000	2001	2002	#	%	1998	1999	2000	2001	2002	#	%
<b>Dadeville Division</b>														
Criminal	282	243	238	268	239	(43)	(15)	222	302	228	240	239	17	7.7
Felony	232	188	129	152	134	(98)	(42)	195	232	144	148	149	(46)	(23.6)
Other	50	55	109	116	105	55	110	27	70	84	92	90	63	233.3
Civil	153	147	198	203	167	14	9	160	112	145	192	159	(1)	(0.6)
Domestic	217	241	225	219	269	52	24	228	199	232	205	230	2	0.9
Orig	158	155	157	131	178	20	13	157	144	143	139	154	(3)	(1.9)
Mod	59	86	68	88	91	32	54	71	55	89	66	76	5	7.0
Total	652	631	661	690	675	23	4	610	613	605	637	628	18	3.0
<b>5th Circuit Totals</b>														
Criminal	1,359	1,336	1,377	1,502	1,477	118	9	1,267	1,545	1,270	1,343	1,246	(21)	(1.7)
Felony	1,099	947	797	893	941	(158)	(14)	1,010	1,148	798	744	751	(259)	(25.6)
Other	260	389	580	609	536	276	106	257	397	472	599	495	238	92.6
Civil	1,113	1,093	1,076	1,199	1,224	111	10	1,014	859	935	1,065	1,020	6	0.6
Domestic	1,219	1,278	1,186	1,290	1,308	89	7	1,147	1,110	1,099	1,136	1,200	53	4.6
Orig	871	882	826	900	869	(2)	(0)	833	805	769	828	828	(5)	(0.6)
Mod	348	396	360	390	439	91	26	314	305	330	308	372	58	18.5
Total	3,691	3,707	3,639	3,991	4,009	318	9	3,428	3,514	3,304	3,544	3,466	38	1.1
<b>6TH CIRCUIT Tuscaloosa</b>														
Criminal	3,622	3,319	3,079	3,004	2,956	(666)	(18)	3,338	4,099	3,258	3,491	2,854	(484)	(14.5)
Felony	3,203	2,423	1,606	1,579	1,655	(1,548)	(48)	2,980	3,290	1,893	1,772	1,695	(1,285)	(43.1)
Other	419	896	1,473	1,425	1,301	882	211	358	809	1,365	1,719	1,159	801	223.7
Civil	1,534	1,702	1,655	1,686	1,881	347	23	1,566	1,629	1,648	1,606	1,811	245	15.6
Domestic	1,739	1,667	1,730	1,746	1,750	11	1	1,783	1,690	1,659	1,691	1,728	(55)	(3.1)
Orig	1,166	1,163	1,169	1,188	1,215	49	4	1,200	1,166	1,127	1,147	1,223	23	1.9
Mod	573	504	561	558	535	(38)	(7)	583	524	532	544	505	(78)	(13.4)
Juvenile	3,046	3,159	3,204	3,204	3,449	403	13	3,180	2,961	3,366	3,024	3,207	27	0.8
JU	2,031	2,082	2,235	2,121	2,295	264	13	2,258	1,935	2,317	2,073	2,225	(33)	(1.5)
CS	1,015	1,077	969	1,083	1,154	139	14	922	1,026	1,049	951	982	60	6.5
Total	9,941	9,847	9,668	9,640	10,036	95	1	9,867	10,379	9,931	9,812	9,600	(267)	(2.7)
<b>7TH CIRCUIT Calhoun</b>														
Criminal	1,595	1,956	1,797	2,222	2,247	652	41	1,327	1,743	1,669	2,049	2,323	996	75.1
Felony	1,285	1,356	998	1,272	1,262	(23)	(2)	1,083	1,235	971	1,228	1,270	187	17.3
Other	310	600	799	950	985	675	218	244	508	698	821	1,053	809	331.6
Civil	1,181	1,130	1,068	1,189	1,197	16	1	1,204	1,192	1,064	1,161	1,192	(12)	(1.0)
Domestic	1,498	1,620	1,467	1,717	1,781	283	19	1,511	1,660	1,449	1,697	1,791	280	18.5
Orig	1,155	1,198	1,055	1,339	1,352	197	17	1,177	1,257	1,049	1,317	1,374	197	16.7
Mod	343	422	412	378	429	86	25	334	403	400	380	417	83	24.9
Juvenile	1,771	1,938	2,025	1,909	2,098	327	18	1,665	1,885	1,984	1,865	2,102	437	26.2
JU	1,048	1,232	1,287	1,286	1,452	404	39	1,092	1,182	1,253	1,268	1,420	328	30.0
CS	723	706	738	623	646	(77)	(11)	573	703	731	597	682	109	19.0
Total	6,045	6,644	6,357	7,037	7,323	1,278	21	5,707	6,480	6,166	6,772	7,408	1,701	29.8
<b>Cleburne</b>														
Criminal	162	274	194	310	307	145	90	194	225	205	205	260	66	34.0
Felony	108	164	106	158	153	45	42	140	148	96	112	138	(2)	(1.4)
Other	54	110	88	152	154	100	185	54	77	109	93	122	68	125.9
Civil	82	74	83	73	80	(2)	(2)	65	63	59	81	104	39	60.0
Domestic	275	293	282	305	320	45	16	253	263	306	244	310	57	22.5
Orig	142	173	154	158	163	21	15	146	148	169	137	160	14	9.6
Mod	133	120	128	147	157	24	18	107	115	137	107	150	43	40.2
Juvenile	213	248	173	207	150	(63)	(30)	148	286	182	175	170	22	14.9
JU	144	175	108	125	100	(44)	(31)	76	230	121	116	94	18	23.7
CS	69	73	65	82	50	(19)	(28)	72	56	61	59	76	4	5.6
Total	732	889	732	895	857	125	17	660	837	752	705	844	184	27.9

Table 1: Circuit Court Caseload Statistics, Fiscal Years 1998 - 2002

Circuit/County	FILINGS					Change 98 - 02		DISPOSITIONS					Change 98 - 02	
	1998	1999	2000	2001	2002	#	%	1998	1999	2000	2001	2002	#	%
<b>7th Circuit Totals</b>														
Criminal	1,757	2,230	1,991	2,532	2,554	797	45	1,521	1,968	1,874	2,254	2,583	1,062	69.8
Felony	1,393	1,520	1,104	1,430	1,415	22	2	1,223	1,383	1,067	1,340	1,408	185	15.1
Other	364	710	887	1,102	1,139	775	213	298	585	807	914	1,175	877	294.3
Civil	1,263	1,204	1,151	1,262	1,277	14	1	1,269	1,255	1,123	1,242	1,296	27	2.1
Domestic	1,773	1,913	1,749	2,022	2,101	328	18	1,764	1,923	1,755	1,941	2,101	337	19.1
Orig	1,297	1,371	1,209	1,497	1,515	218	17	1,323	1,405	1,218	1,454	1,534	211	15.9
Mod	476	542	540	525	586	110	23	441	518	537	487	567	126	28.6
Juvenile	1,984	2,186	2,198	2,116	2,248	264	13	1,813	2,171	2,166	2,040	2,272	459	25.3
JU	1,192	1,407	1,395	1,411	1,552	360	30	1,168	1,412	1,374	1,384	1,514	346	29.6
CS	792	779	803	705	696	(96)	(12)	645	759	792	656	758	113	17.5
Total	6,777	7,533	7,089	7,932	8,180	1,403	21	6,367	7,317	6,918	7,477	8,252	1,885	29.6
<b>8TH CIRCUIT</b>														
<b>Morgan</b>														
Criminal	1,609	2,135	2,080	1,629	1,885	276	17	1,759	1,992	2,132	1,805	1,811	52	3.0
Felony	980	1,051	811	602	763	(217)	(22)	1,094	999	820	707	663	(431)	(39.4)
Other	629	1,084	1,269	1,027	1,122	493	78	665	993	1,312	1,098	1,148	483	72.6
Civil	1,006	982	1,074	1,138	1,139	133	13	1,037	1,064	985	1,082	1,064	27	2.6
Domestic	1,353	1,457	1,485	1,485	1,498	145	11	1,415	1,387	1,494	1,535	1,504	89	6.3
Orig	993	1,066	1,074	1,055	1,027	34	3	1,021	1,027	1,105	1,069	1,027	6	0.6
Mod	360	391	411	430	471	111	31	394	360	389	466	477	83	21.1
Total	3,968	4,574	4,639	4,252	4,522	554	14	4,211	4,443	4,611	4,422	4,379	168	4.0
<b>9TH CIRCUIT</b>														
<b>Cherokee</b>														
Criminal	322	428	444	455	785	463	144	273	340	424	385	668	395	144.7
Felony	294	367	226	233	372	78	27	238	265	275	216	340	102	42.9
Other	28	61	218	222	413	385	1,375	35	75	149	169	328	293	837.1
Civil	131	161	153	175	140	9	7	118	158	168	178	145	27	22.9
Domestic	249	245	310	277	284	35	14	242	239	291	264	277	35	14.5
Orig	168	170	217	186	189	21	13	163	169	201	192	185	22	13.5
Mod	81	75	93	91	95	14	17	79	70	90	72	92	13	16.5
Total	702	834	907	907	1,209	507	72	633	737	883	827	1,090	457	72.2
<b>DeKalb</b>														
Criminal	1,102	1,101	996	1,432	1,086	(16)	(1)	1,214	1,078	1,046	1,429	1,291	77	6.3
Felony	787	729	497	718	586	(201)	(26)	892	745	564	794	664	(228)	(25.6)
Other	315	372	499	714	500	185	59	322	333	482	635	627	305	94.7
Civil	494	501	475	545	484	(10)	(2)	462	544	477	525	524	62	13.4
Domestic	918	838	902	904	903	(15)	(2)	926	854	863	920	893	(33)	(3.6)
Orig	624	572	621	615	611	(13)	(2)	616	598	597	614	637	21	3.4
Mod	294	266	281	289	292	(2)	(1)	310	256	266	306	256	(54)	(17.4)
Total	2,514	2,440	2,373	2,881	2,473	(41)	(2)	2,602	2,476	2,386	2,874	2,708	106	4.1
<b>9th Circuit Totals</b>														
Criminal	1,424	1,529	1,440	1,887	1,871	447	31	1,487	1,418	1,470	1,814	1,959	472	31.7
Felony	1,081	1,096	723	951	958	(123)	(11)	1,130	1,010	839	1,010	1,004	(126)	(11.2)
Other	343	433	717	936	913	570	166	357	408	631	804	955	598	167.5
Civil	625	662	628	720	624	(1)	(0)	580	702	645	703	669	89	15.3
Domestic	1,167	1,083	1,212	1,181	1,187	20	2	1,168	1,093	1,154	1,184	1,170	2	0.2
Orig	792	742	838	801	800	8	1	779	767	798	806	822	43	5.5
Mod	375	341	374	380	387	12	3	389	326	356	378	348	(41)	(10.5)
Total	3,216	3,274	3,280	3,788	3,682	466	14	3,235	3,213	3,269	3,701	3,798	563	17.4

Table 1: Circuit Court Caseload Statistics, Fiscal Years 1998 - 2002

Circuit/County	FILINGS					Change 98 - 02		DISPOSITIONS					Change 98 - 02	
	1998	1999	2000	2001	2002	#	%	1998	1999	2000	2001	2002	#	%
<b>10TH CIRCUIT</b>														
<b>Jefferson</b>														
Criminal	12,054	11,066	10,816	9,876	10,015	(2,039)	(17)	11,078	14,379	12,796	11,675	10,800	(278)	(2.5)
Felony	8,383	6,294	5,168	4,444	4,971	(3,412)	(41)	7,553	8,162	6,154	5,919	5,434	(2,119)	(28.1)
Other	3,671	4,772	5,648	5,432	5,044	1,373	37	3,525	6,217	6,642	5,756	5,366	1,841	52.2
Civil	9,289	8,532	9,550	9,446	9,691	402	4	8,975	8,815	9,011	9,016	10,099	1,124	12.5
Domestic	6,484	6,154	6,176	5,904	5,939	(545)	(8)	6,274	6,627	6,161	5,981	5,971	(303)	(4.8)
Orig	4,887	4,682	4,658	4,416	4,406	(481)	(10)	4,723	4,985	4,640	4,460	4,387	(336)	(7.1)
Mod	1,597	1,472	1,518	1,488	1,533	(64)	(4)	1,551	1,642	1,521	1,521	1,584	33	2.1
Juvenile	6,481	6,987	6,598	7,925	6,451	(30)	(0)	5,834	6,228	5,275	7,137	5,061	(773)	(13.2)
JU	4,525	4,453	4,209	4,127	4,546	21	0	4,292	4,346	3,923	3,900	4,174	(118)	(2.7)
CS	1,956	2,534	2,389	3,798	1,905	(51)	(3)	1,542	1,882	1,352	3,237	887	(655)	(42.5)
Total	34,308	32,739	33,140	33,151	32,096	(2,212)	(6)	32,161	36,049	33,243	33,809	31,931	(230)	(0.7)
<b>Bessemer</b>														
<b>Division</b>														
Criminal	1,722	2,005	2,077	1,838	1,684	(38)	(2)	1,623	2,494	2,444	2,102	1,847	224	13.8
Felony	1,156	1,142	1,099	1,026	970	(186)	(16)	1,055	1,572	1,083	1,221	1,154	99	9.4
Other	566	863	978	812	714	148	26	568	922	1,361	881	693	125	22.0
Civil	1,101	1,216	1,406	1,575	1,782	681	62	1,125	1,078	1,145	1,423	1,542	417	37.1
Domestic	1,019	1,018	1,076	967	1,057	38	4	1,019	975	1,097	1,048	1,089	70	6.9
Orig	741	755	762	714	777	36	5	743	747	802	726	775	32	4.3
Mod	278	263	314	253	280	2	1	276	228	295	322	314	38	13.8
Juvenile	0	0	0	0	0	0	0	0	0	0	0	0	0	0.0
JU	0	0	0	0	0	0	0	0	0	0	0	0	0	0.0
CS	0	0	0	0	0	0	0	0	0	0	0	0	0	0.0
Total	3,842	4,239	4,559	4,380	4,523	681	18	3,767	4,547	4,686	4,573	4,478	711	18.9
<b>Birmingham</b>														
<b>Division</b>														
Criminal	10,332	9,061	8,739	8,038	8,331	(2,001)	(19)	9,455	11,885	10,352	9,573	8,953	(502)	(5.3)
Felony	7,227	5,152	4,069	3,418	4,001	(3,226)	(45)	6,498	6,590	5,071	4,698	4,280	(2,218)	(34.1)
Other	3,105	3,909	4,670	4,620	4,330	1,225	39	2,957	5,295	5,281	4,875	4,673	1,716	58.0
Civil	8,188	7,316	8,144	7,871	7,909	(279)	(3)	7,850	7,737	7,866	7,593	8,557	707	9.0
Domestic	5,465	5,136	5,100	4,937	4,882	(583)	(11)	5,255	5,652	5,064	4,933	4,882	(373)	(7.1)
Orig	4,146	3,927	3,896	3,702	3,629	(517)	(12)	3,980	4,238	3,838	3,734	3,612	(368)	(9.2)
Mod	1,319	1,209	1,204	1,235	1,253	(66)	(5)	1,275	1,414	1,226	1,199	1,270	(5)	(0.4)
Juvenile	6,481	6,987	6,598	7,925	6,451	(30)	(0)	5,834	6,228	5,275	7,137	5,061	(773)	(13.2)
JU	4,525	4,453	4,209	4,127	4,546	21	0	4,292	4,346	3,923	3,900	4,174	(118)	(2.7)
CS	1,956	2,534	2,389	3,798	1,905	(51)	(3)	1,542	1,882	1,352	3,237	887	(655)	(42.5)
Total	30,466	28,500	28,581	28,771	27,573	(2,893)	(9)	28,394	31,502	28,557	29,236	27,453	(941)	(3.3)
<b>11TH CIRCUIT</b>														
<b>Lauderdale</b>														
Criminal	660	591	561	583	544	(116)	(18)	602	606	567	536	550	(32)	(8.6)
Felony	550	489	452	441	438	(112)	(20)	489	508	443	400	444	(45)	(9.2)
Other	110	102	109	142	106	(4)	(4)	113	98	124	136	106	(7)	(6.2)
Civil	773	769	854	806	944	171	22	781	698	859	840	763	(18)	(2.3)
Domestic	1,046	1,145	1,089	1,082	1,115	69	7	1,001	1,162	1,092	1,060	988	(13)	(1.3)
Orig	707	728	690	652	679	(28)	(4)	649	771	677	641	632	(17)	(2.6)
Mod	339	417	399	430	436	97	29	352	391	415	419	356	4	1.1
Juvenile	1,914	1,556	1,684	1,511	1,617	(297)	(16)	1,933	1,611	1,657	1,522	1,527	(406)	(21.0)
JU	1,333	1,055	1,089	957	1,000	(333)	(25)	1,425	1,098	1,104	931	968	(457)	(32.1)
CS	581	501	595	554	617	36	6	508	513	553	591	559	51	10.0
Total	4,393	4,061	4,188	3,982	4,220	(173)	(4)	4,317	4,077	4,175	3,958	3,828	(489)	(11.3)



Table 1: Circuit Court Caseload Statistics, fiscal Years 1998 - 2002

Circuit/County	FILINGS					Change 98 - 02		DISPOSITIONS					Change 98 - 02	
	1998	1999	2000	2001	2002	#	%	1998	1999	2000	2001	2002	#	%
<b>12TH CIRCUIT</b>														
<b>Coffee</b>														
Criminal	799	712	766	766	778	(21)	(3)	731	672	871	651	810	79	10.8
Felony	656	522	405	423	422	(234)	(36)	591	509	471	340	444	(147)	(24.9)
Other	143	190	361	343	356	213	149	140	163	400	311	366	226	161.4
Civil	498	428	491	523	475	(23)	(5)	474	401	486	500	420	(54)	(11.4)
Domestic	503	490	478	535	546	43	9	604	478	465	425	504	(100)	(16.6)
Orig	367	361	339	358	358	(9)	(2)	411	352	324	310	355	(56)	(13.6)
Mod	136	129	139	177	188	52	38	193	126	141	115	149	(44)	(22.8)
Total	1,800	1,630	1,735	1,824	1,799	(1)	(0)	1,809	1,551	1,822	1,576	1,734	(75)	(4.1)
<b>Elba</b>														
<b>Division</b>														
Criminal	153	76	200	182	159	6	4	125	101	169	132	181	56	44.8
Felony	124	44	138	118	98	(26)	(21)	110	55	114	82	136	26	23.6
Other	29	32	62	64	61	32	110	15	46	55	50	45	30	200.0
Civil	149	140	155	165	148	(1)	(1)	131	124	169	147	154	23	17.6
Domestic	150	143	142	166	150	0	0	145	153	149	132	155	10	6.9
Orig	101	96	97	93	89	(12)	(12)	94	102	104	83	98	4	4.3
Mod	49	47	45	73	61	12	24	51	51	45	49	57	6	11.8
Total	452	359	497	513	457	5	1	401	378	487	411	490	89	22.2
<b>Enterprise</b>														
<b>Division</b>														
Criminal	646	636	566	584	619	(27)	(4)	606	571	702	519	629	23	3.8
Felony	532	478	267	305	324	(208)	(39)	481	454	357	258	308	(173)	(36.0)
Other	114	158	299	279	295	181	159	125	117	345	261	321	196	156.8
Civil	349	288	336	358	327	(22)	(6)	343	277	317	353	266	(77)	(22.4)
Domestic	353	347	336	369	396	43	12	459	325	316	293	349	(110)	(24.0)
Orig	266	265	242	265	269	3	1	317	250	220	227	257	(60)	(18.9)
Mod	87	82	94	104	127	40	46	142	75	96	66	92	(50)	(35.2)
Total	1,348	1,271	1,238	1,311	1,342	(6)	(0)	1,408	1,173	1,335	1,165	1,244	(164)	(11.6)
<b>Pike</b>														
Criminal	473	526	551	624	671	198	42	329	602	515	564	547	218	66.3
Felony	325	328	281	357	405	80	25	231	390	275	308	340	109	47.2
Other	148	198	270	267	266	118	80	98	212	240	256	207	109	111.2
Civil	305	322	347	427	392	87	29	288	325	345	359	380	92	31.9
Domestic	304	300	316	301	313	9	3	299	282	328	277	267	(32)	(10.7)
Orig	140	170	191	165	166	26	19	142	159	195	164	160	18	12.7
Mod	164	130	125	136	147	(17)	(10)	157	123	133	113	107	(50)	(31.8)
Total	1,082	1,148	1,214	1,352	1,376	294	27	916	1,209	1,188	1,200	1,194	278	30.3
<b>12th Circuit</b>														
<b>Totals</b>														
Criminal	1,272	1,238	1,317	1,390	1,449	177	14	1,060	1,274	1,386	1,215	1,357	297	28.0
Felony	981	850	686	780	827	(154)	(16)	822	899	746	648	784	(38)	(4.6)
Other	291	388	631	610	622	331	114	238	375	640	567	573	335	140.8
Civil	803	750	838	950	867	64	8	762	726	831	859	800	38	5.0
Domestic	807	790	794	836	859	52	6	903	760	793	702	771	(132)	(14.6)
Orig	507	531	530	523	524	17	3	553	511	519	474	515	(38)	(6.9)
Mod	300	259	264	313	335	35	12	350	249	274	228	256	(94)	(26.9)
Total	2,882	2,778	2,949	3,176	3,175	293	10	2,725	2,760	3,010	2,776	2,928	203	7.4

Table 1: Circuit Court Caseload Statistics, Fiscal Years 1998 - 2002

Circuit/County	FILINGS					Change 98 - 02		DISPOSITIONS					Change 98 - 02	
	1998	1999	2000	2001	2002	#	%	1998	1999	2000	2001	2002	#	%
<b>13TH CIRCUIT</b>														
<b>Mobile</b>														
Criminal	6,427	7,194	7,044	6,618	6,700	273	4	5,821	7,285	7,859	6,909	6,646	825	14.2
Felony	5,056	4,820	2,733	2,533	2,495	(2,561)	(51)	4,540	4,959	3,564	2,682	2,524	(2,016)	(44.4)
Other	1,371	2,374	4,311	4,085	4,205	2,834	207	1,281	2,326	4,295	4,227	4,122	2,841	221.8
Civil	4,029	4,296	4,087	4,407	4,376	347	9	4,149	3,771	4,128	4,486	4,559	410	9.9
Domestic	4,477	4,523	4,503	4,144	4,356	(121)	(3)	4,493	4,420	4,592	4,112	4,218	(275)	(6.1)
Orig	2,911	2,985	2,982	2,757	2,950	39	1	2,991	3,028	3,050	2,737	2,882	(109)	(3.6)
Mod	1,566	1,538	1,521	1,387	1,406	(160)	(10)	1,502	1,392	1,542	1,375	1,336	(166)	(11.1)
Juvenile	9,133	9,180	9,260	9,251	9,235	102	1	7,743	8,184	7,962	8,054	9,717	1,974	25.5
JU	5,685	5,701	5,709	5,550	5,427	(258)	(5)	5,715	5,924	5,522	5,460	5,738	23	0.4
CS	3,448	3,479	3,551	3,701	3,808	360	10	2,028	2,260	2,440	2,594	3,979	1,951	96.2
Total	24,066	25,193	24,894	24,420	24,667	601	2	22,206	23,660	24,541	23,561	25,140	2,934	13.2
<b>14TH CIRCUIT</b>														
<b>Walker</b>														
Criminal	857	897	905	829	947	90	11	904	911	868	924	676	(228)	(25.2)
Felony	648	679	538	459	560	(88)	(14)	686	659	472	566	304	(382)	(55.7)
Other	209	218	367	370	387	178	85	218	252	396	358	372	154	70.6
Civil	861	866	889	969	911	50	6	692	861	773	822	910	218	31.5
Domestic	922	876	983	918	1,061	139	15	800	842	881	884	1,179	379	47.4
Orig	605	635	705	652	709	104	17	543	585	653	645	780	237	43.6
Mod	317	241	278	266	352	35	11	257	257	228	239	399	142	55.3
Juvenile	1,179	1,198	1,370	1,531	1,572	393	33	1,065	1,110	1,259	1,455	1,486	421	39.5
JU	1,179	1,198	1,370	1,531	1,572	393	33	1,065	1,110	1,259	1,455	1,486	421	39.5
CS	0	0	0	0	0	0	0	0	0	0	0	0	0	0.0
Total	3,819	3,837	4,147	4,247	4,491	672	18	3,461	3,724	3,781	4,085	4,251	790	22.8
<b>15TH CIRCUIT</b>														
<b>Montgomery</b>														
Criminal	3,529	3,329	2,906	2,507	2,302	(1,227)	(35)	3,659	3,880	3,260	2,753	2,552	(1,107)	(30.3)
Felony	2,936	2,248	1,996	1,711	1,586	(1,350)	(46)	3,164	2,735	2,207	1,870	1,844	(1,320)	(41.7)
Other	593	1,081	910	796	716	123	21	495	1,145	1,053	883	708	213	43.0
Civil	3,100	4,101	3,463	3,689	3,678	578	19	2,936	3,910	3,702	3,559	3,817	881	30.0
Domestic	2,528	2,582	2,359	2,326	2,374	(154)	(6)	2,424	2,650	2,365	2,377	2,418	(6)	(0.2)
Orig	1,590	1,558	1,542	1,516	1,582	(8)	(1)	1,533	1,588	1,493	1,571	1,619	86	5.6
Mod	938	1,024	817	810	792	(146)	(16)	891	1,062	872	806	799	(92)	(10.3)
Juvenile	6,466	7,163	6,024	4,975	5,171	(1,295)	(20)	6,575	7,559	6,657	5,229	5,047	(1,528)	(23.2)
JU	3,491	3,424	3,121	3,068	2,976	(515)	(15)	3,668	3,586	3,224	2,973	3,166	(502)	(13.7)
CS	2,975	3,739	2,903	1,907	2,195	(780)	(26)	2,907	3,973	3,433	2,256	1,881	(1,026)	(35.3)
Total	15,623	17,175	14,752	13,497	13,525	(2,098)	(13)	15,594	17,999	15,984	13,918	13,834	(1,760)	(11.3)
<b>16TH CIRCUIT</b>														
<b>Etowah</b>														
Criminal	2,261	2,644	2,163	2,229	2,368	107	5	2,165	2,447	2,115	1,736	2,069	(96)	(4.4)
Felony	1,471	1,626	1,320	1,474	1,682	211	14	1,400	1,472	1,094	995	1,479	79	5.6
Other	790	1,018	843	755	686	(104)	(13)	765	975	1,021	741	590	(175)	(22.9)
Civil	1,435	1,495	1,694	1,668	1,800	365	25	1,514	1,508	1,502	1,547	1,750	236	15.6
Domestic	1,684	1,694	1,734	1,797	1,847	163	10	1,608	1,562	1,638	1,717	1,757	149	9.3
Orig	1,147	990	928	913	910	(237)	(21)	1,089	939	940	860	917	(172)	(15.8)
Mod	537	704	806	884	937	400	74	519	623	698	857	840	321	61.8
Total	5,380	5,833	5,591	5,694	6,015	635	12	5,287	5,517	5,255	5,000	5,576	289	5.5

Table 1: Circuit Court Caseload Statistics, Fiscal Years 1998 - 2002

Circuit/County	FILINGS					Change 98 - 02		DISPOSITIONS					Change 98 - 02	
	1998	1999	2000	2001	2002	#	%	1998	1999	2000	2001	2002	#	%
<b>17TH CIRCUIT</b>														
<b>Greene</b>														
Criminal	140	120	87	97	96	(44)	(31)	68	142	111	135	78	10	14.7
Felony	120	99	71	72	76	(44)	(37)	56	118	87	106	60	4	7.1
Other	20	21	16	25	20	0	0	12	24	24	29	18	6	50.0
Civil	133	213	150	137	179	46	35	156	542	189	122	132	(24)	(15.4)
Domestic	48	80	77	59	63	15	31	48	221	78	65	46	(2)	(4.2)
Orig	38	56	44	36	44	6	16	36	203	50	38	35	(1)	(2.8)
Mod	10	24	33	23	19	9	90	12	18	28	27	11	(1)	(8.3)
Total	321	413	314	293	338	17	5	272	905	378	322	256	(16)	(5.9)
<b>Marengo</b>														
Criminal	384	394	504	413	218	(166)	(43)	344	446	580	321	369	25	7.3
Felony	340	335	330	289	182	(158)	(46)	313	383	449	266	307	(6)	(1.9)
Other	44	59	174	124	36	(8)	(18)	31	63	131	55	62	31	100.0
Civil	261	243	216	259	231	(30)	(11)	198	236	224	259	229	31	15.7
Domestic	184	189	200	188	173	(11)	(6)	197	181	198	181	172	(25)	(12.7)
Orig	166	161	174	164	146	(20)	(12)	173	165	169	165	145	(28)	(16.2)
Mod	18	28	26	24	27	9	50	24	16	29	16	27	3	12.5
Total	829	826	920	860	622	(207)	(25)	739	863	1,002	761	770	31	4.2
<b>Sumter</b>														
Criminal	204	139	162	106	115	(89)	(44)	75	98	122	173	152	77	102.7
Felony	183	110	119	82	97	(86)	(47)	72	85	93	133	115	43	59.7
Other	21	29	43	24	18	(3)	(14)	3	13	29	40	37	34	1,133.3
Civil	163	181	138	188	164	1	1	140	148	161	143	146	6	4.3
Domestic	98	104	87	85	105	7	7	101	96	99	83	82	(19)	(18.8)
Orig	65	67	52	54	61	(4)	(6)	64	63	67	58	49	(15)	(23.4)
Mod	33	37	35	31	44	11	33	37	33	32	25	33	(4)	(10.8)
Total	465	424	387	379	384	(81)	(17)	316	342	382	399	380	64	20.3
<b>17th Circuit Totals</b>														
Criminal	728	653	753	616	429	(299)	(41)	487	686	813	629	599	112	23.0
Felony	643	544	520	443	355	(288)	(45)	441	586	629	505	482	41	9.3
Other	85	109	233	173	74	(11)	(13)	46	100	184	124	117	71	154.3
Civil	557	637	504	584	574	17	3	494	926	574	524	507	13	2.6
Domestic	330	373	364	332	341	11	3	346	498	375	329	300	(46)	(13.3)
Orig	269	284	270	254	251	(18)	(7)	273	431	286	261	229	(44)	(16.1)
Mod	61	89	94	78	90	29	48	73	67	89	68	71	(2)	(2.7)
Total	1,615	1,663	1,621	1,532	1,344	(271)	(17)	1,327	2,110	1,762	1,482	1,406	79	6.0
<b>18TH CIRCUIT</b>														
<b>Shelby</b>														
Criminal	1,675	1,584	1,582	1,930	2,091	416	25	1,634	1,574	1,494	2,036	1,944	310	19.0
Felony	1,076	1,011	765	958	1,072	(4)	(0)	1,125	953	704	1,025	1,039	(86)	(7.6)
Other	599	573	817	972	1,019	420	70	509	621	790	1,011	905	396	77.8
Civil	1,022	1,072	1,202	1,338	1,551	529	52	987	1,054	1,034	1,131	1,449	462	46.8
Domestic	1,035	1,086	1,095	1,283	1,310	275	27	1,063	1,071	1,085	1,121	1,268	205	19.3
Orig	722	750	790	929	921	199	28	762	737	755	860	922	160	21.0
Mod	313	336	305	354	389	76	24	301	334	330	261	346	45	15.0
Total	3,732	3,742	3,879	4,551	4,952	1,220	33	3,684	3,699	3,613	4,288	4,661	977	26.5
<b>19TH CIRCUIT</b>														
<b>Autauga</b>														
Criminal	449	454	431	387	394	(55)	(12)	440	389	437	404	363	(77)	(17.5)
Felony	356	367	288	264	267	(89)	(25)	356	340	311	277	261	(95)	(26.7)
Other	93	87	143	123	127	34	37	84	49	126	127	102	18	21.4
Civil	303	363	335	376	372	69	23	247	365	364	335	371	124	50.2
Domestic	509	525	494	512	511	2	0	488	499	458	494	493	5	1.0
Orig	337	331	304	298	315	(22)	(7)	320	318	291	322	299	(21)	(6.6)
Mod	172	194	190	214	196	24	14	168	181	167	172	194	26	15.5
Total	1,261	1,342	1,260	1,275	1,277	16	1	1,175	1,253	1,259	1,233	1,227	52	4.4

Table 1: Circuit Court Caseload Statistics, Fiscal Years 1998 - 2002

Circuit/County	FILINGS					Change 98 - 02		DISPOSITIONS					Change 98 - 02	
	1998	1999	2000	2001	2002	#	%	1998	1999	2000	2001	2002	#	%
<b>Chilton</b>														
Criminal	429	420	465	567	518	89	21	399	456	496	575	615	216	54.1
Felony	220	197	255	298	291	71	32	161	193	206	278	345	184	114.3
Other	209	223	210	269	227	18	9	238	263	290	297	270	32	13.4
Civil	335	336	379	461	408	73	22	284	341	363	405	464	180	63.4
Domestic	522	516	564	577	483	(39)	(7)	420	514	470	527	501	81	19.3
Orig	358	329	362	358	304	(54)	(15)	281	350	303	315	320	39	13.9
Mod	164	187	202	219	179	15	9	139	164	167	212	181	42	30.2
Total	1,286	1,272	1,408	1,605	1,409	123	10	1,103	1,311	1,329	1,507	1,580	477	43.2
<b>Elmore</b>														
Criminal	659	625	677	625	830	171	26	614	607	607	815	833	219	35.7
Felony	410	313	345	342	399	(11)	(3)	404	352	337	393	387	(17)	(4.2)
Other	249	312	332	283	431	182	73	210	255	270	422	446	236	112.4
Civil	489	537	512	639	626	137	28	433	503	548	640	608	175	40.4
Domestic	740	800	815	775	785	45	6	729	737	791	743	835	106	14.5
Orig	476	525	552	516	506	30	6	469	478	529	508	548	79	16.8
Mod	264	275	263	259	279	15	6	260	259	262	235	287	27	10.4
Total	1,888	1,962	2,004	2,039	2,241	353	19	1,776	1,847	1,946	2,198	2,276	500	28.2
<b>19th Circuit Totals</b>														
Criminal	1,537	1,499	1,573	1,579	1,742	205	13	1,453	1,452	1,540	1,794	1,811	358	24.6
Felony	986	877	888	904	957	(29)	(3)	921	885	854	948	993	72	7.8
Other	551	622	685	675	785	234	42	532	567	686	846	818	286	53.8
Civil	1,127	1,236	1,226	1,476	1,406	279	25	964	1,209	1,275	1,380	1,443	479	49.7
Domestic	1,771	1,841	1,873	1,864	1,779	8	0	1,637	1,750	1,719	1,764	1,829	192	11.7
Orig	1,171	1,185	1,218	1,172	1,125	(46)	(4)	1,070	1,146	1,123	1,145	1,167	97	9.1
Mod	600	656	655	692	654	54	9	567	604	596	619	662	95	16.8
Total	4,435	4,576	4,672	4,919	4,927	492	11	4,054	4,411	4,534	4,938	5,083	1,029	25.4
<b>20TH CIRCUIT</b>														
<b>Henry</b>														
Criminal	153	178	217	287	467	314	205	174	203	225	263	369	195	112.1
Felony	130	107	141	191	292	162	125	143	121	137	174	218	75	52.4
Other	23	71	76	96	175	152	661	31	82	88	89	151	120	387.1
Civil	104	124	129	124	128	24	23	93	116	85	136	100	7	7.5
Domestic	148	161	120	171	140	(8)	(5)	134	135	136	138	118	(16)	(11.9)
Orig	100	111	85	125	96	(4)	(4)	98	92	91	104	86	(12)	(12.2)
Mod	48	50	35	46	44	(4)	(8)	36	43	45	34	32	(4)	(11.1)
Juvenile	0	0	0	0	0	0	0	0	0	0	0	0	0	0.0
JU	0	0	0	0	0	0	0	0	0	0	0	0	0	0.0
CS	0	0	0	0	0	0	0	0	0	0	0	0	0	0.0
Total	405	463	466	582	735	330	81	401	454	446	537	587	186	46.4
<b>Houston</b>														
Criminal	2,155	2,597	2,708	3,190	2,946	791	37	2,116	2,319	2,503	2,193	2,480	364	17.2
Felony	1,403	1,179	1,152	1,194	1,240	(163)	(12)	1,293	1,088	1,093	1,036	838	(455)	(35.2)
Other	752	1,418	1,556	1,996	1,706	954	127	823	1,231	1,410	1,157	1,642	819	99.5
Civil	1,078	1,087	1,055	1,098	1,133	55	5	1,240	987	941	972	1,009	(231)	(18.6)
Domestic	1,613	1,649	1,645	1,576	1,589	(24)	(1)	1,577	1,606	1,576	1,651	1,514	(63)	(4.0)
Orig	1,141	1,084	1,149	1,070	1,081	(60)	(5)	1,123	1,115	1,111	1,134	1,042	(81)	(7.2)
Mod	472	565	496	506	508	36	8	454	491	465	517	472	18	4.0
Juvenile	2,571	2,390	2,625	2,514	2,376	(195)	(8)	2,498	2,264	2,419	2,394	2,524	26	1.0
JU	1,658	1,551	1,748	1,635	1,528	(130)	(8)	1,629	1,492	1,579	1,568	1,635	6	0.4
CS	913	839	877	879	848	(65)	(7)	869	772	840	826	889	20	2.3
Total	7,417	7,723	8,033	8,378	8,044	627	8	7,431	7,176	7,439	7,210	7,527	96	1.3

Table 1: Circuit Court Caseload Statistics, Fiscal Years 1998 - 2002

Circuit/County	FILINGS					Change 98 - 02		DISPOSITIONS					Change 98 - 02	
	1998	1999	2000	2001	2002	#	%	1998	1999	2000	2001	2002	#	%
<b>20th Circuit</b>														
<b>Totals</b>														
Criminal	2,308	2,775	2,925	3,477	3,413	1,105	48	2,290	2,522	2,728	2,456	2,849	559	24.4
Felony	1,533	1,286	1,293	1,385	1,532	(1)	(0)	1,436	1,209	1,230	1,210	1,056	(380)	(26.5)
Other	775	1,489	1,632	2,092	1,881	1,106	143	854	1,313	1,498	1,246	1,793	939	110.0
Civil	1,182	1,211	1,184	1,222	1,261	79	7	1,333	1,103	1,026	1,108	1,109	(224)	(16.8)
Domestic	1,761	1,810	1,765	1,747	1,729	(32)	(2)	1,711	1,741	1,712	1,789	1,632	(79)	(4.6)
Orig	1,241	1,195	1,234	1,195	1,177	(64)	(5)	1,221	1,207	1,202	1,238	1,128	(93)	(7.6)
Mod	520	615	531	552	552	32	6	490	534	510	551	504	14	2.9
Juvenile	2,571	2,390	2,625	2,514	2,376	(195)	(8)	2,498	2,264	2,419	2,394	2,524	26	1.0
JU	1,658	1,551	1,748	1,635	1,528	(130)	(8)	1,629	1,492	1,579	1,568	1,635	6	0.4
CS	913	839	877	879	848	(65)	(7)	869	772	840	826	889	20	2.3
Total	7,822	8,186	8,499	8,960	8,779	957	12	7,832	7,630	7,885	7,747	8,114	282	3.6
<b>21ST CIRCUIT</b>														
<b>Escambia</b>														
Criminal	638	752	725	686	620	(18)	(3)	610	735	697	693	774	164	26.9
Felony	532	552	421	436	419	(113)	(21)	520	591	442	352	526	6	1.2
Other	106	200	304	250	201	95	90	90	144	255	341	248	158	175.6
Civil	363	405	508	426	374	11	3	332	396	451	454	342	10	3.0
Domestic	444	466	444	432	452	8	2	375	424	418	395	351	(24)	(6.4)
Orig	324	325	317	277	284	(40)	(12)	292	303	318	250	234	(58)	(19.9)
Mod	120	141	127	155	168	48	40	83	121	100	145	117	34	41.0
Total	1,445	1,623	1,677	1,544	1,446	1	0	1,317	1,555	1,566	1,542	1,467	150	11.4
<b>22ND CIRCUIT</b>														
<b>Covington</b>														
Criminal	389	427	628	517	642	253	65	422	445	571	470	564	142	33.6
Felony	290	264	348	323	374	84	29	324	293	341	271	365	41	12.7
Other	99	163	280	194	268	169	171	98	152	230	199	199	101	103.1
Civil	308	279	329	293	297	(11)	(4)	329	308	310	313	303	(26)	(7.9)
Domestic	479	517	538	540	640	161	34	478	516	487	653	535	57	11.9
Orig	357	335	335	331	392	35	10	369	353	320	392	334	(35)	(9.5)
Mod	122	182	203	209	248	126	103	109	163	167	261	201	92	84.4
Total	1,176	1,223	1,495	1,350	1,579	403	34	1,229	1,269	1,368	1,436	1,402	173	14.1
<b>23RD CIRCUIT</b>														
<b>Madison</b>														
Criminal	3,137	3,722	4,788	4,920	4,886	1,749	56	2,872	3,540	4,464	4,949	4,958	2,086	72.6
Felony	2,409	2,479	2,298	2,231	2,134	(275)	(11)	2,202	2,397	2,319	2,140	2,296	94	4.3
Other	728	1,243	2,490	2,689	2,752	2,024	278	670	1,143	2,145	2,809	2,662	1,992	297.3
Civil	2,442	2,521	2,641	2,730	3,023	581	24	2,375	2,429	2,597	2,667	2,960	585	24.6
Domestic	2,821	2,937	2,944	2,779	2,981	160	6	2,835	2,790	2,970	2,938	2,800	(35)	(1.2)
Orig	2,050	2,185	2,322	2,198	2,320	270	13	2,085	2,095	2,299	2,291	2,245	160	7.7
Mod	771	752	622	581	661	(110)	(14)	750	695	671	647	555	(195)	(26.0)
Total	8,400	9,180	10,373	10,429	10,890	2,490	30	8,082	8,759	10,031	10,554	10,718	2,636	32.6
<b>24TH CIRCUIT</b>														
<b>Fayette</b>														
Criminal	151	256	209	248	340	189	125	163	223	232	223	228	65	39.9
Felony	121	201	182	171	260	139	115	132	187	191	160	187	55	41.7
Other	30	55	27	77	80	50	167	31	36	41	63	41	10	32.3
Civil	124	153	178	175	155	31	25	152	200	145	174	194	42	27.6
Domestic	230	225	244	269	270	40	17	153	195	207	224	250	97	63.4
Orig	145	152	167	170	157	12	8	110	134	155	151	152	42	38.2
Mod	85	73	77	99	113	28	33	43	61	52	73	98	55	127.9
Total	505	634	631	692	765	260	51	468	618	584	621	672	204	43.6

Table 1: Circuit Court Caseload Statistics, Fiscal Years 1998 - 2002

Circuit/County	FILINGS					Change 98 - 02		DISPOSITIONS					Change 98 - 02	
	1998	1999	2000	2001	2002	#	%	1998	1999	2000	2001	2002	#	%
<b>Lamar</b>														
Criminal	125	209	258	300	336	211	169	151	193	171	327	275	124	82.1
Felony	95	176	189	222	269	174	183	103	154	136	237	185	82	79.6
Other	30	33	69	78	67	37	123	48	39	35	90	90	42	87.5
Civil	108	99	127	124	122	14	13	108	144	155	140	150	42	38.9
Domestic	202	225	226	192	239	37	18	216	217	203	198	224	8	3.7
Orig	127	150	141	118	132	5	4	135	141	129	130	125	(10)	(7.4)
Mod	75	75	85	74	107	32	43	81	76	74	68	99	18	22.2
Total	435	533	611	616	697	262	60	475	554	529	665	649	174	36.6
<b>Pickens</b>														
Criminal	349	296	388	210	179	(170)	(49)	297	330	342	297	260	(37)	(12.5)
Felony	266	203	284	154	121	(145)	(55)	210	241	243	228	182	(28)	(13.3)
Other	83	93	104	56	58	(25)	(30)	87	89	99	69	78	(9)	(10.3)
Civil	135	139	133	117	150	15	11	118	166	133	149	146	28	23.7
Domestic	168	170	152	178	184	16	10	151	164	161	175	184	33	21.9
Orig	119	125	98	113	110	(9)	(8)	105	112	112	102	124	19	18.1
Mod	49	45	54	65	74	25	51	46	52	49	73	60	14	30.4
Total	652	605	673	505	513	(139)	(21)	566	660	636	621	590	24	4.2
<b>24th Circuit Totals</b>														
Criminal	625	761	855	758	855	230	37	611	746	745	847	763	152	24.9
Felony	482	580	655	547	650	168	35	445	582	570	625	554	109	24.5
Other	143	181	200	211	205	62	43	166	164	175	222	209	43	25.9
Civil	367	391	438	416	427	60	16	378	510	433	463	490	112	29.6
Domestic	600	620	622	639	693	93	16	520	576	571	597	658	138	26.5
Orig	391	427	406	401	399	8	2	350	387	396	383	401	51	14.6
Mod	209	193	216	238	294	85	41	170	189	175	214	257	87	51.2
Total	1,592	1,772	1,915	1,813	1,975	383	24	1,509	1,832	1,749	1,907	1,911	402	26.6
<b>25TH CIRCUIT</b>														
<b>Marion</b>														
Criminal	281	274	257	287	244	(37)	(13)	256	341	188	214	269	13	5.1
Felony	174	197	191	225	189	15	9	126	220	128	148	209	83	65.9
Other	107	77	66	62	55	(52)	(49)	130	121	60	66	60	(70)	(53.8)
Civil	311	256	285	263	268	(43)	(14)	287	264	317	259	240	(47)	(16.4)
Domestic	487	508	476	512	494	7	1	438	533	422	448	436	(2)	(0.5)
Orig	342	386	327	305	291	(51)	(15)	316	407	314	277	258	(58)	(18.4)
Mod	145	122	149	207	203	58	40	122	126	108	171	178	56	45.9
Total	1,079	1,038	1,018	1,062	1,006	(73)	(7)	981	1,138	927	921	945	(36)	(3.7)
<b>Winston</b>														
Criminal	175	256	136	181	158	(17)	(10)	140	225	185	143	151	11	7.9
Felony	163	226	111	160	145	(18)	(11)	129	197	167	118	132	3	2.3
Other	12	30	25	21	13	1	8	11	28	18	25	19	8	72.7
Civil	198	187	233	219	202	4	2	200	176	200	210	181	(19)	(9.5)
Domestic	275	283	277	274	323	48	17	304	273	275	253	301	(3)	(1.0)
Orig	240	248	238	225	282	42	18	259	249	230	219	260	1	0.4
Mod	35	35	39	49	41	6	17	45	24	45	34	41	(4)	(8.9)
Total	648	726	646	674	683	35	5	644	674	660	606	633	(11)	(1.7)
<b>25th Circuit Totals</b>														
Criminal	456	530	393	468	402	(54)	(12)	396	566	373	357	420	24	6.1
Felony	337	423	302	385	334	(3)	(1)	255	417	295	266	341	86	33.7
Other	119	107	91	83	68	(51)	(43)	141	149	78	91	79	(62)	(44.0)
Civil	509	443	518	482	470	(39)	(8)	487	440	517	469	421	(66)	(13.6)
Domestic	762	791	753	786	817	55	7	742	806	697	701	737	(5)	(0.7)
Orig	582	634	565	530	573	(9)	(2)	575	656	544	496	518	(57)	(9.9)
Mod	180	157	188	256	244	64	36	167	150	153	205	219	52	31.1
Total	1,727	1,764	1,664	1,736	1,689	(38)	(2)	1,625	1,812	1,587	1,527	1,578	(47)	(2.9)



Table 1: Circuit Court Caseload Statistics, Fiscal Years 1998 - 2002

Circuit/County	FILINGS					Change 98 - 02		DISPOSITIONS					Change 98 - 02	
	1998	1999	2000	2001	2002	#	%	1998	1999	2000	2001	2002	#	%
<b>26TH CIRCUIT</b>														
<b>Russell</b>														
Criminal	1,003	779	1,191	1,817	2,032	1,029	103	1,044	1,066	1,114	1,350	2,144	1,100	105.4
Felony	530	541	727	620	626	96	18	547	807	717	625	773	226	41.3
Other	473	238	464	1,197	1,406	933	197	497	259	397	725	1,371	874	175.9
Civil	466	449	426	598	592	126	27	476	431	444	573	600	124	26.1
Domestic	675	678	692	663	737	62	9	714	662	639	631	666	(48)	(6.7)
Orig	491	466	472	456	485	(6)	(1)	484	486	448	437	475	(9)	(1.9)
Mod	184	212	220	207	252	68	37	230	176	191	194	191	(39)	(17.0)
Total	2,144	1,906	2,309	3,078	3,361	1,217	57	2,234	2,159	2,197	2,554	3,410	1,176	52.6
<b>27TH CIRCUIT</b>														
<b>Marshall</b>														
Criminal	1,196	1,241	1,204	1,145	1,275	79	7	1,097	1,132	1,209	999	1,136	39	3.6
Felony	992	743	487	520	597	(395)	(40)	942	705	524	393	497	(445)	(47.2)
Other	204	498	717	625	678	474	232	155	427	685	606	639	484	312.3
Civil	783	754	795	837	885	102	13	715	763	738	734	822	107	15.0
Domestic	1,246	1,292	1,384	1,339	1,441	195	16	1,193	1,301	1,292	1,316	1,377	184	15.4
Orig	880	977	1,022	994	1,026	146	17	856	985	973	992	984	128	15.0
Mod	366	315	362	345	415	49	13	337	316	319	324	393	56	16.6
Total	3,225	3,287	3,383	3,321	3,601	376	12	3,005	3,196	3,239	3,049	3,335	330	11.0
<b>Albertville Division</b>														
Criminal	537	731	760	642	775	238	44	520	654	724	665	732	212	40.8
Felony	431	438	330	246	337	(94)	(22)	442	415	322	247	322	(120)	(27.1)
Other	106	293	430	396	438	332	313	78	239	402	418	410	332	425.6
Civil	480	265	282	283	266	(214)	(45)	448	274	251	238	246	(202)	(45.1)
Domestic	664	643	677	669	727	63	9	641	656	636	642	719	78	12.2
Orig	459	509	521	511	534	75	16	458	520	496	495	533	75	16.4
Mod	205	134	156	158	193	(12)	(6)	183	136	140	147	186	3	1.6
Totals	1,681	1,639	1,719	1,594	1,768	87	5	1,609	1,584	1,611	1,545	1,697	88	5.5
<b>Guntersville Division</b>														
Criminal	659	510	444	503	500	(159)	(24)	577	478	485	334	404	(173)	(30.0)
Felony	561	305	157	274	260	(301)	(54)	500	290	202	146	175	(325)	(65.0)
Other	98	205	287	229	240	142	145	77	188	283	188	229	152	197.4
Civil	303	489	513	554	619	316	104	267	489	487	496	576	309	115.7
Domestic	582	649	707	670	714	132	23	552	645	656	674	658	106	19.2
Orig	421	468	501	483	492	71	17	398	465	477	497	451	53	13.3
Mod	161	181	206	187	222	61	38	154	180	179	177	207	53	34.4
Totals	1,544	1,648	1,664	1,727	1,833	289	19	1,396	1,612	1,628	1,504	1,638	242	17.3
<b>28TH CIRCUIT</b>														
<b>Baldwin</b>														
Criminal	2,690	2,934	2,552	3,122	2,769	79	3	2,308	3,003	2,880	2,846	3,118	810	35.1
Felony	1,329	1,625	1,002	1,473	1,046	(283)	(21)	1,231	1,439	1,231	1,238	1,318	87	7.1
Other	1,361	1,309	1,550	1,649	1,723	362	27	1,077	1,564	1,649	1,608	1,800	723	67.1
Civil	1,215	1,243	1,234	1,287	1,299	84	7	1,111	1,199	1,223	1,196	1,251	140	12.6
Domestic	1,478	1,580	1,767	1,775	1,708	230	16	1,370	1,535	1,659	1,736	1,502	132	9.6
Orig	946	1,050	1,151	1,139	1,089	143	15	887	1,003	1,074	1,120	1,008	121	13.6
Mod	532	530	616	636	619	87	16	483	532	585	616	494	11	2.3
Total	5,383	5,757	5,553	6,184	5,776	393	7	4,789	5,737	5,762	5,778	5,871	1,082	22.6

Table 1: Circuit Court Caseload Statistics, Fiscal Years 1998 - 2002

Circuit/County	FILINGS					Change 98 - 02		DISPOSITIONS					Change 98 - 02	
	1998	1999	2000	2001	2002	#	%	1998	1999	2000	2001	2002	#	%
<b>29TH CIRCUIT</b>														
<b>Talladega</b>														
Criminal	733	766	827	1,115	1,147	414	56	651	693	765	974	988	337	51.8
Felony	671	655	468	560	567	(104)	(15)	578	596	514	551	521	(57)	(9.9)
Other	62	111	359	555	580	518	835	73	97	251	423	467	394	539.7
Civil	559	626	649	797	895	336	60	649	645	630	768	789	140	21.6
Domestic	1,072	1,088	1,121	960	1,136	64	6	1,032	987	1,020	893	890	(142)	(13.8)
Orig	641	645	643	596	722	81	13	594	644	634	556	626	32	5.4
Mod	431	443	478	364	414	(17)	(4)	438	343	386	337	264	(174)	(39.7)
Total	2,364	2,480	2,597	2,872	3,178	814	34	2,332	2,325	2,415	2,635	2,667	335	14.4
<b>30TH CIRCUIT*</b>														
<b>Blount</b>														
Criminal	415	670	589	646				353	618	598	521			
Felony	226	320	269	270				209	316	277	213			
Other	189	350	320	376				144	302	321	308			
Civil	273	278	315	371				251	282	311	369			
Domestic	366	357	407	393				407	342	390	399			
Orig	249	258	290	281				276	238	291	288			
Mod	117	99	117	112				131	104	99	111			
Total	1,054	1,305	1,311	1,410				1,011	1,242	1,299	1,289			
<b>St. Clair</b>														
Criminal	704	1,020	914	1,009	1,025	321	46	486	907	972	878	1,049	563	115.8
Felony	593	603	487	542	547	(46)	(8)	409	595	495	472	563	154	37.7
Other	111	417	427	467	478	367	331	77	312	477	406	486	409	531.2
Civil	552	596	522	616	626	74	13	510	566	513	525	644	134	26.3
Domestic	704	723	634	747	828	124	18	692	736	618	607	805	113	16.3
Orig	526	562	479	537	499	(27)	(5)	527	576	474	472	536	9	1.7
Mod	178	161	155	210	329	151	85	165	160	144	135	269	104	63.0
Total	1,960	2,339	2,070	2,372	2,479	519	26	1,688	2,209	2,103	2,010	2,498	810	48.0
<b>Ashville</b>														
<b>Division</b>														
Criminal	245	383	288	317	351	106	43	194	301	304	270	340	146	75.3
Felony	211	262	163	151	190	(21)	(10)	165	237	184	146	199	34	20.6
Other	34	121	125	166	161	127	374	29	64	120	124	141	112	386.2
Civil	234	257	226	274	260	26	11	202	232	217	215	284	82	40.6
Domestic	203	270	231	288	335	132	65	181	268	209	212	336	155	85.6
Orig	167	229	182	211	218	51	31	151	224	175	173	242	91	60.3
Mod	36	41	49	77	117	81	225	30	44	34	39	94	64	213.3
Totals	682	910	745	879	946	264	39	577	801	730	697	960	383	66.4
<b>Pell City</b>														
<b>Division</b>														
Criminal	459	637	626	692	674	215	47	292	606	668	608	709	417	142.8
Felony	382	341	324	391	357	(25)	(7)	244	358	311	326	364	120	49.2
Other	77	296	302	301	317	240	312	48	248	357	282	345	297	618.8
Civil	318	339	296	342	366	48	15	308	334	296	310	360	52	16.9
Domestic	501	453	403	459	493	(8)	(2)	511	468	409	395	469	(42)	(8.2)
Orig	359	333	297	326	281	(78)	(22)	376	352	299	299	294	(82)	(21.8)
Mod	142	120	106	133	212	70	49	135	116	110	96	175	40	29.6
Totals	1,278	1,429	1,325	1,493	1,533	255	20	1,111	1,408	1,373	1,313	1,538	427	38.4

Table 1: Circuit Court Caseload Statistics, Fscal Years 1998 - 2002

Circuit/County	FILINGS					Change 98 - 02		DISPOSITIONS					Change 98 - 02	
	1998	1999	2000	2001	2002	#	%	1998	1999	2000	2001	2002	#	%
<b>30th Circuit</b>														
<b>Totals</b>														
Criminal	1,119	1,690	1,503	1,655	1,607	488	44	839	1,525	1,570	1,399	1,657	818	97.5
Felony	819	923	756	812	795	(24)	(3)	618	911	772	685	869	251	40.6
Other	300	767	747	843	812	512	171	221	614	798	714	788	567	256.6
Civil	825	874	837	987	1,085	260	32	761	848	824	894	987	226	29.7
Domestic	1,070	1,080	1,041	1,140	1,256	186	17	1,099	1,078	1,008	1,006	1,215	116	10.6
Orig	775	820	769	818	778	3	0	803	814	765	760	825	22	2.7
Mod	295	260	272	322	478	183	62	296	264	243	246	390	94	31.8
Total	3,014	3,644	3,381	3,782	3,948	934	31	2,699	3,451	3,402	3,299	3,859	1,160	43.0
<b>31ST CIRCUIT</b>														
<b>Colbert</b>														
Criminal	483	651	525	626	624	141	29	461	607	462	670	501	40	8.7
Felony	338	427	303	384	390	52	15	327	432	277	375	334	7	2.1
Other	145	224	222	242	234	89	61	134	175	185	295	167	33	24.6
Civil	594	577	554	581	582	(12)	(2)	631	510	563	510	536	(95)	(15.1)
Domestic	812	804	909	847	832	20	2	805	817	866	825	826	21	2.6
Orig	567	537	626	601	582	15	3	550	531	608	599	584	34	6.2
Mod	245	267	283	246	250	5	2	255	286	258	226	242	(13)	(5.1)
Total	1,889	2,032	1,988	2,054	2,038	149	8	1,897	1,934	1,891	2,005	1,863	(34)	(1.8)
<b>32ND CIRCUIT</b>														
<b>Cullman</b>														
Criminal	839	602	735	644	710	(129)	(15)	766	535	621	730	657	(109)	(14.2)
Felony	721	424	453	391	443	(278)	(39)	645	457	408	473	455	(190)	(29.5)
Other	118	178	282	253	267	149	126	121	78	213	257	202	81	66.9
Civil	674	696	744	857	853	179	27	663	607	726	842	867	204	30.8
Domestic	1,285	1,255	1,287	1,264	1,290	5	0	1,245	1,279	1,285	1,243	1,276	31	2.5
Orig	859	871	893	820	880	21	2	847	907	854	849	869	22	2.6
Mod	426	384	394	444	410	(16)	(4)	398	372	431	394	407	9	2.3
Total	2,798	2,553	2,766	2,765	2,853	55	2	2,674	2,421	2,632	2,815	2,800	126	4.7
<b>33RD CIRCUIT</b>														
<b>Dale</b>														
Criminal	514	810	710	674	619	105	20	506	776	743	653	630	124	24.5
Felony	395	495	352	359	339	(56)	(14)	398	483	379	305	364	(34)	(8.5)
Other	119	315	358	315	280	161	135	108	293	364	348	266	158	146.3
Civil	347	337	389	455	443	96	28	273	384	403	419	496	223	81.7
Domestic	755	917	943	871	880	125	17	738	851	935	878	860	122	16.5
Orig	535	590	638	571	564	29	5	526	567	632	560	552	26	4.9
Mod	220	327	305	300	316	96	44	212	284	303	318	308	96	45.3
Total	1,616	2,064	2,042	2,000	1,942	326	20	1,517	2,011	2,081	1,950	1,986	469	30.9
<b>Geneva</b>														
Criminal	278	307	411	402	506	228	82	289	299	322	328	363	74	25.6
Felony	240	254	320	217	338	98	41	246	261	237	187	240	(6)	(2.4)
Other	38	53	91	185	168	130	342	43	38	85	141	123	80	186.0
Civil	157	171	152	169	145	(12)	(8)	155	158	123	163	180	25	16.1
Domestic	414	421	440	466	429	15	4	384	378	371	364	375	(9)	(2.3)
Orig	265	268	287	333	269	4	2	251	237	244	273	228	(23)	(9.2)
Mod	149	153	153	133	160	11	7	133	141	127	91	147	14	10.5
Total	849	899	1,003	1,037	1,080	231	27	828	835	816	855	918	90	10.9

Table 1: Circuit Court Caseload Statistics, Fscal Years 1998 - 2002

Circuit/County	FILINGS					Change 98 - 02		DISPOSITIONS					Change 98 - 02	
	1998	1999	2000	2001	2002	#	%	1998	1999	2000	2001	2002	#	%
<b>33rd Circuit</b>														
<b>Totals</b>														
Criminal	792	1,117	1,121	1,076	1,125	333	42	795	1,075	1,065	981	993	198	24.9
Felony	635	749	672	576	677	42	7	644	744	616	492	604	(40)	(6.2)
Other	157	368	449	500	448	291	185	151	331	449	489	389	238	157.6
Civil	504	508	541	624	588	84	17	428	542	526	582	676	248	57.9
Domestic	1,169	1,338	1,383	1,337	1,309	140	12	1,122	1,229	1,306	1,242	1,235	113	10.1
Orig	800	858	925	904	833	33	4	777	804	876	833	780	3	0.4
Mod	369	480	458	433	476	107	29	345	425	430	409	455	110	31.9
Total	2,465	2,963	3,045	3,037	3,022	557	23	2,345	2,846	2,897	2,805	2,904	559	23.8
<b>34TH CIRCUIT</b>														
<b>Franklin</b>														
Criminal	316	296	361	438	360	44	14	263	387	350	413	408	145	55.1
Felony	282	204	258	289	193	(89)	(32)	222	277	271	275	219	(3)	(1.4)
Other	34	92	103	149	167	133	391	41	110	79	138	189	148	361.0
Civil	301	286	324	368	317	16	5	273	285	268	343	339	66	24.2
Domestic	416	341	365	367	367	(49)	(12)	388	376	372	264	376	(12)	(3.1)
Orig	268	241	243	242	246	(22)	(8)	272	252	247	196	252	(20)	(7.4)
Mod	148	100	122	125	121	(27)	(18)	116	124	125	68	124	8	6.9
Total	1,033	923	1,050	1,173	1,044	11	1	924	1,048	990	1,020	1,123	199	21.5
<b>35TH CIRCUIT</b>														
<b>Conecuh</b>														
Criminal	111	241	179	142	164	53	48	144	170	154	155	225	81	56.3
Felony	101	202	89	59	81	(20)	(20)	129	154	76	83	119	(10)	(7.8)
Other	10	39	90	83	83	73	730	15	16	78	72	106	91	606.7
Civil	144	153	169	165	177	33	23	157	123	159	143	169	12	7.6
Domestic	142	122	151	137	148	6	4	129	109	139	144	139	10	7.8
Orig	84	72	85	79	91	7	8	81	70	79	80	95	14	17.3
Mod	58	50	66	58	57	(1)	(2)	48	39	60	64	44	(4)	(8.3)
Total	397	516	499	444	489	92	23	430	402	452	442	533	103	24.0
<b>Monroe</b>														
Criminal	180	142	213	190	124	(56)	(31)	200	192	143	289	168	(32)	(16.0)
Felony	163	127	172	120	36	(127)	(78)	192	163	129	209	90	(102)	(53.1)
Other	17	15	41	70	88	71	418	8	29	14	80	78	70	875.0
Civil	198	215	212	219	197	(1)	(1)	180	171	253	179	254	74	41.1
Domestic	254	294	338	348	289	35	14	229	259	346	319	275	46	20.1
Orig	183	190	228	234	191	8	4	180	179	231	217	191	11	6.1
Mod	71	104	110	114	98	27	38	49	80	115	102	84	35	71.4
Total	632	651	763	757	610	(22)	(3)	609	622	742	787	697	88	14.4
<b>35th Circuit</b>														
<b>Totals</b>														
Criminal	291	383	392	332	288	(3)	(1)	344	362	297	444	393	49	14.2
Felony	264	329	261	179	117	(147)	(56)	321	317	205	292	209	(112)	(34.9)
Other	27	54	131	153	171	144	533	23	45	92	152	184	161	700.0
Civil	342	368	381	384	374	32	9	337	294	412	322	423	86	25.5
Domestic	396	416	489	485	437	41	10	358	368	485	463	414	56	15.6
Orig	267	262	313	313	282	15	6	261	249	310	297	286	25	9.6
Mod	129	154	176	172	155	26	20	97	119	175	166	128	31	32.0
Total	1,029	1,167	1,262	1,201	1,099	70	7	1,039	1,024	1,194	1,229	1,230	191	18.4

Table 1: Circuit Court Caseload Statistics, Escal Years 1998 - 2002

Circuit/County	FILINGS					Change 98 - 02		DISPOSITIONS					Change 98 - 02	
	1998	1999	2000	2001	2002	#	%	1998	1999	2000	2001	2002	#	%
<b>36TH CIRCUIT</b>														
<b>Lawrence</b>														
Criminal	466	504	497	488	650	184	39	401	500	408	503	694	293	73.1
Felony	283	279	236	256	275	(8)	(3)	259	310	210	225	317	58	22.4
Other	183	225	261	232	375	192	105	142	190	198	278	377	235	165.5
Civil	297	275	292	288	293	(4)	(1)	244	266	289	316	297	53	21.7
Domestic	431	411	425	452	461	30	7	417	436	421	464	473	56	13.4
Orig	283	255	281	285	282	(1)	(0)	275	260	286	282	305	30	10.9
Mod	148	156	144	167	179	31	21	142	176	135	182	168	26	18.3
Total	1,194	1,190	1,214	1,228	1,404	210	18	1,062	1,202	1,118	1,283	1,464	402	37.9
<b>37TH CIRCUIT</b>														
<b>Lee</b>														
Criminal	1,453	1,207	1,228	1,205	1,378	(75)	(5)	1,538	1,270	1,134	1,188	1,326	(212)	(13.8)
Felony	940	683	675	694	830	(110)	(12)	992	741	609	646	810	(182)	(18.3)
Other	513	524	553	511	548	35	7	546	529	525	542	516	(30)	(5.5)
Civil	624	669	734	767	813	189	30	631	640	711	740	723	92	14.6
Domestic	821	840	861	822	838	17	2	831	732	794	673	727	(104)	(12.5)
Orig	556	580	597	569	604	48	9	594	517	597	549	542	(52)	(8.8)
Mod	265	260	264	253	234	(31)	(12)	237	215	197	124	185	(52)	(21.9)
Juvenile		2,425	2,470	2,587	2,258				2,414	2,301	2,391	2,166		
JU		1,663	1,790	1,780	1,494				1,720	1,704	1,716	1,500		
CS		762	680	807	764				694	597	675	666		
Total	2,898	5,141	5,293	5,381	5,287	2,389	82	3,000	5,056	4,940	4,992	4,942	1,942	64.7
<b>38TH CIRCUIT</b>														
<b>Jackson</b>														
Criminal	981	1,012	1,163	1,433	1,288	307	31	852	1,197	1,026	1,148	1,524	672	78.9
Felony	498	572	425	727	620	122	24	433	673	396	489	764	331	76.4
Other	483	440	738	706	668	185	38	419	524	630	659	760	341	81.4
Civil	415	423	428	439	451	36	9	365	394	509	444	425	60	16.4
Domestic	804	826	877	846	808	4	0	729	782	790	862	903	174	23.9
Orig	534	534	574	525	491	(43)	(8)	484	525	522	563	554	70	14.5
Mod	270	292	303	321	317	47	17	245	257	268	299	349	104	42.4
Total	2,200	2,261	2,468	2,718	2,547	347	16	1,946	2,373	2,325	2,454	2,852	906	46.6
<b>39TH CIRCUIT</b>														
<b>Limestone</b>														
Criminal	746	736	890	1,290	792	46	6	727	732	622	1,047	1,152	425	58.5
Felony	460	339	439	675	393	(67)	(15)	457	370	302	513	588	131	28.7
Other	286	397	451	615	399	113	40	270	362	320	534	564	294	108.9
Civil	532	558	532	523	514	(18)	(3)	552	538	579	565	441	(111)	(20.1)
Domestic	654	653	702	717	687	33	5	704	634	667	689	690	(14)	(2.0)
Orig	483	464	498	503	490	7	1	511	458	482	494	481	(30)	(5.9)
Mod	171	189	204	214	197	26	15	193	176	185	195	209	16	8.3
Juvenile	239	257	290	280	330	91	38	197	214	275	302	309	112	56.9
JU	0	0	0	0	0	0	0	0	0	0	0	0	0	0.0
CS	239	257	290	280	330	91	38	197	214	275	302	309	112	56.9
Total	2,171	2,204	2,414	2,810	2,323	152	7	2,180	2,118	2,143	2,603	2,592	412	18.9
<b>40TH CIRCUIT</b>														
<b>Clay</b>														
Criminal	192	249	249	381	351	159	83	175	168	231	325	243	68	38.9
Felony	137	169	150	234	152	15	11	139	116	133	209	131	(8)	(5.8)
Other	55	80	99	147	199	144	262	36	52	98	116	112	76	211.1
Civil	76	83	88	89	95	19	25	79	72	103	80	64	(15)	(19.0)
Domestic	194	202	165	225	178	(16)	(8)	191	191	151	211	166	(25)	(13.1)
Orig	120	114	94	121	91	(29)	(24)	111	110	85	118	87	(24)	(21.6)
Mod	74	88	71	104	87	13	18	80	81	66	93	79	(1)	(1.3)
Total	462	534	502	695	624	162	35	445	431	485	616	473	28	6.3

Table 1: Circuit Court Caseload Statistics, Fiscal Years 1998 - 2002

Circuit/County	FILINGS					Change 98 - 02		DISPOSITIONS					Change 98 - 02	
	1998	1999	2000	2001	2002	#	%	1998	1999	2000	2001	2002	#	%
<b>Coosa</b>														
Criminal	280	260	264	314	289	9	3	266	197	349	297	283	17	6.4
Felony	169	134	125	145	92	(77)	(46)	175	105	167	128	105	(70)	(40.0)
Other	111	126	139	169	197	86	77	91	92	182	169	178	87	95.6
Civil	79	68	81	93	65	(14)	(18)	91	72	74	91	67	(24)	(26.4)
Domestic	86	83	72	64	74	(12)	(14)	80	89	73	57	59	(21)	(26.3)
Orig	61	54	53	47	44	(17)	(28)	58	64	45	45	42	(16)	(27.6)
Mod	25	29	19	17	30	5	20	22	25	28	12	17	(5)	(22.7)
Total	445	411	417	471	428	(17)	(4)	437	358	496	445	409	(28)	(6.4)
<b>40th Circuit Totals</b>														
Criminal	472	509	513	695	640	168	36	441	365	580	622	526	85	19.3
Felony	306	303	275	379	244	(62)	(20)	314	221	300	337	236	(78)	(24.8)
Other	166	206	238	316	396	230	139	127	144	280	285	290	163	128.3
Civil	155	151	169	182	160	5	3	170	144	177	171	131	(39)	(22.9)
Domestic	280	285	237	289	252	(28)	(10)	271	280	224	268	225	(46)	(17.0)
Orig	181	168	147	168	135	(46)	(25)	169	174	130	163	129	(40)	(23.7)
Mod	99	117	90	121	117	18	18	102	106	94	105	96	(6)	(5.9)
Total	907	945	919	1,166	1,052	145	16	882	789	981	1,061	882	0	0.0
<b>41ST CIRCUIT*</b>														
<b>Blount</b>														
Criminal					582							608		
Felony					248							306		
Other					334							302		
Civil					459							343		
Domestic					428							410		
Orig					279							289		
Mod					149							121		
Total					1,469							1,361		
<b>ALABAMA</b>														
Criminal	65,516	67,887	67,817	69,977	70,393	4,877	7	61,262	72,006	69,529	69,071	70,496	9,234	15.1
Felony	47,869	43,340	34,707	35,451	36,050	(11,819)	(25)	44,782	46,787	36,715	35,441	36,647	(8,135)	(18.2)
Other	17,647	24,547	33,110	34,526	34,343	16,696	95	16,480	25,219	32,814	33,630	33,849	17,369	105.4
Civil	44,503	45,941	46,988	49,342	50,235	5,732	13	43,386	44,794	45,663	47,286	49,667	6,281	14.5
Domestic	49,983	50,826	51,342	50,697	52,017	2,034	4	48,791	50,073	49,890	49,329	50,199	1,408	2.9
Orig	34,604	34,979	35,370	34,573	35,002	398	1	34,043	35,025	34,633	34,132	34,519	476	1.4
Mod	15,379	15,847	15,972	16,124	17,015	1,636	11	14,748	15,048	15,257	15,197	15,680	932	6.3
Juvenile	33,013	36,501	35,723	35,894	34,707	1,694	5	30,838	34,716	33,337	33,563	32,851	2,013	6.5
JU	21,094	22,534	22,666	22,180	22,390	1,296	6	21,220	22,623	22,006	21,475	22,421	1,201	5.7
CS	11,919	13,967	13,057	13,714	12,317	398	3	9,618	12,093	11,331	12,088	10,430	812	8.4
Total	193,015	201,155	201,870	205,910	207,352	14,337	7.4	184,277	201,589	198,419	199,249	203,213	18,936	10.3

\* In June 2001, the 30th Circuit was split to form two circuits - the 30th Circuit (St. Clair County) and the 41st Circuit (Blount County).



Table 2: District Court Caseload Statistics, Fiscal Years 1998 - 2002

County	FILINGS					Change 98 - 02		DISPOSITIONS					Change 98 - 02	
	1998	1999	2000	2001	2002	#	%	1998	1999	2000	2001	2002	#	%
<b>Autauga</b>														
Traffic	3,633	5,198	3,617	4,140	3,920	287	7.9	3,546	5,027	3,844	4,266	3,721	175	4.9
Criminal	1,424	1,135	929	1,420	1,400	(24)	(1.7)	1,263	1,243	815	1,295	1,370	107	8.5
Sm Clms	1,010	963	1,191	1,091	1,121	111	11.0	1,022	1,016	1,145	1,116	1,163	141	13.8
Civil	302	290	290	285	284	(18)	(6.0)	292	302	282	290	268	(24)	(8.2)
Juvenile	917	823	933	756	810	(107)	(11.7)	908	790	883	737	752	(156)	(17.2)
JU	487	476	624	372	410	(77)	(15.8)	472	427	560	354	360	(112)	(23.7)
CS	430	347	309	384	400	(30)	(7.0)	436	363	323	383	392	(44)	(10.1)
Total	7,286	8,409	6,960	7,692	7,535	249	3.4	7,031	8,378	6,969	7,704	7,274	243	3.5
<b>Baldwin</b>														
Traffic	18,417	20,490	15,829	14,697	12,723	(5,694)	(30.9)	17,845	20,248	15,781	15,859	13,130	(4,715)	(26.4)
Criminal	5,569	5,220	5,282	6,105	6,707	1,138	20.4	5,021	5,187	4,639	6,410	6,806	1,785	35.6
Sm Clms	2,516	2,366	2,766	2,397	2,868	352	14.0	2,451	2,666	2,296	2,838	2,698	247	10.1
Civil	865	984	1,071	1,131	1,166	301	34.8	806	907	856	1,238	1,171	365	45.3
Juvenile	2,409	2,673	2,688	2,643	2,728	319	13.2	2,444	2,681	2,776	2,466	2,338	(108)	(4.3)
JU	1,684	1,987	2,005	1,848	1,898	214	12.7	1,639	1,951	2,109	1,712	1,504	(135)	(8.2)
CS	725	686	683	795	830	105	14.5	805	730	667	754	834	29	3.6
Total	29,776	31,733	27,636	26,973	26,192	(3,584)	(12.0)	28,567	31,689	26,348	28,811	26,143	(2,424)	(8.5)
<b>Barbour</b>														
Traffic	4,808	3,247	2,752	3,367	3,265	(1,543)	(32.1)	4,465	3,370	2,848	3,564	3,152	(1,313)	(29.4)
Criminal	1,423	1,417	1,213	1,206	1,275	(148)	(10.4)	1,334	1,413	1,216	1,347	1,316	(18)	(1.3)
Sm Clms	817	890	1,025	995	1,276	459	56.2	828	867	1,023	987	1,194	366	44.2
Civil	134	134	126	125	158	24	17.9	109	124	155	131	150	41	37.6
Juvenile	627	715	762	792	1,014	387	61.7	563	649	848	560	859	296	52.6
JU	380	383	387	394	487	107	28.2	352	390	401	349	473	121	34.4
CS	247	332	375	398	527	280	113.4	211	259	447	211	386	175	82.9
Total	7,809	6,403	5,878	6,485	6,988	(821)	(10.5)	7,299	6,423	6,090	6,589	6,671	(628)	(8.6)
<b>Clayton Division</b>														
Traffic	729	671	288	465	458	(271)	(37.2)	654	674	379	654	397	(257)	(39.3)
Criminal	528	444	439	391	484	(44)	(8.3)	503	441	454	503	497	(6)	(1.2)
Sm Clms	148	179	184	157	188	40	27.0	115	158	216	115	169	54	47.0
Civil	30	39	31	27	36	6	20.0	18	40	34	18	36	18	100.0
Juvenile	343	441	474	531	682	339	98.8	300	376	540	300	540	240	80.0
JU	96	109	99	134	155	59	61.5	89	117	93	89	154	65	73.0
CS	247	332	375	397	527	280	113.4	211	259	447	211	386	175	82.9
Total	1,778	1,774	1,416	1,571	1,848	70	3.9	1,590	1,689	1,623	1,590	1,639	49	3.1
<b>Eufaula Division</b>														
Traffic	4,079	2,576	2,464	2,902	2,807	(1,272)	(31.2)	3,811	2,696	2,469	2,910	2,755	(1,056)	(27.7)
Criminal	895	973	774	815	791	(104)	(11.6)	831	972	762	844	819	(12)	(1.4)
Sm Clms	669	711	841	838	1,088	419	62.6	713	709	807	872	1,025	312	43.8
Civil	104	95	95	98	122	18	17.3	91	84	121	113	114	23	25.3
Juvenile	284	274	288	261	332	48	16.9	263	273	308	260	319	56	21.3
JU	284	274	288	260	332	48	16.9	263	273	308	260	319	56	21.3
CS	0	0	0	1	0	0	0.0	0	0	0	0	0	0	0.0
Total	6,031	4,629	4,462	4,914	5,140	(891)	(14.8)	5,709	4,734	4,467	4,999	5,032	(677)	(11.9)
<b>Bibb</b>														
Traffic	4,051	4,199	4,506	4,799	3,638	(413)	(10.2)	3,840	4,091	3,627	4,597	3,898	58	1.5
Criminal	1,134	1,039	1,355	1,164	938	(196)	(17.3)	995	956	1,021	1,115	865	(130)	(13.1)
Sm Clms	296	344	368	353	463	167	56.4	219	281	224	240	306	87	39.7
Civil	88	86	100	101	91	3	3.4	58	68	60	66	83	25	43.1
Juvenile	593	635	529	603	634	41	6.9	598	557	528	502	620	22	3.7
JU	408	372	324	391	385	(23)	(5.6)	432	360	326	328	428	(4)	(0.9)
CS	185	263	205	212	249	64	34.6	166	197	202	174	192	26	15.7
Total	6,162	6,303	6,858	7,020	5,764	(398)	(6.5)	5,710	5,953	5,460	6,520	5,772	62	1.1

Table 2: District Court Caseload Statistics, Fiscal Years 1998 - 2002

County	FILINGS					Change 98 - 02		DISPOSITIONS					Change 98 - 02	
	1998	1999	2000	2001	2002	#	%	1998	1999	2000	2001	2002	#	%
<b>Blount</b>														
Traffic	9,925	4,000	2,327	3,436	3,318	(6,607)	(66.6)	9,703	5,079	2,349	3,489	3,290	(6,413)	(66.1)
Criminal	1,954	2,189	1,705	1,830	1,649	(305)	(15.6)	1,811	2,211	1,802	1,837	1,693	(118)	(6.5)
Sm Clms	360	458	488	547	608	248	68.9	382	431	503	502	628	246	64.4
Civil	111	141	147	170	184	73	65.8	103	140	153	165	181	78	75.7
Juvenile	458	394	435	641	654	196	42.8	450	428	409	634	587	137	30.4
JU	376	337	382	550	495	119	31.6	362	375	359	556	476	114	31.5
CS	82	57	53	91	159	77	93.9	88	53	50	78	111	23	26.1
Total	12,808	7,182	5,102	6,624	6,413	(6,395)	(49.9)	12,449	8,289	5,216	6,627	6,379	(6,070)	(48.8)
<b>Bullock</b>														
Traffic	2,678	1,023	1,933	1,559	2,570	(108)	(4.0)	2,750	1,131	1,742	1,677	2,403	(347)	(12.6)
Criminal	731	719	463	552	525	(206)	(28.2)	711	749	479	549	502	(209)	(29.4)
Sm Clms	230	331	174	233	285	55	23.9	249	292	166	211	302	53	21.3
Civil	83	46	47	58	62	(21)	(25.3)	78	64	37	47	55	(23)	(29.5)
Juvenile	302	348	332	322	384	82	27.2	284	347	315	271	305	21	7.4
JU	35	56	74	54	41	6	17.1	30	54	65	43	40	10	33.3
CS	267	292	258	268	343	76	28.5	254	293	250	228	265	11	4.3
Total	4,024	2,467	2,949	2,724	3,826	(168)	(4.0)	4,072	2,583	2,739	2,755	3,567	(505)	(12.4)
<b>Butler</b>														
Traffic	6,545	5,060	4,618	5,333	4,029	(2,516)	(38.4)	5,452	5,022	3,817	5,082	5,271	(181)	(3.3)
Criminal	2,073	1,961	2,010	2,115	1,555	(518)	(25.0)	1,970	1,925	1,888	1,892	2,208	238	12.1
Sm Clms	707	777	693	770	822	115	16.3	820	700	720	657	783	(37)	(4.5)
Civil	146	158	167	204	146	0	0.0	136	160	125	199	139	3	2.2
Juvenile	748	732	755	749	696	(52)	(7.0)	546	646	708	684	741	195	35.7
JU	317	269	293	323	282	(35)	(11.0)	287	267	261	311	281	(6)	(2.1)
CS	431	463	462	426	414	(17)	(3.9)	259	379	447	373	460	201	77.6
Total	10,219	8,688	8,243	9,171	7,248	(2,971)	(29.1)	8,924	8,453	7,258	8,514	9,142	218	2.4
<b>Calhoun</b>														
Traffic	12,706	11,114	10,495	7,388	7,603	(5,103)	(40.2)	12,640	11,369	10,804	7,542	7,388	(5,252)	(41.6)
Criminal	4,810	5,618	5,487	7,302	7,033	2,223	46.2	4,952	5,335	5,448	7,050	6,391	1,439	29.1
Sm Clms	2,856	2,508	2,205	2,188	2,426	(430)	(15.1)	2,968	2,672	2,089	2,297	2,413	(555)	(18.7)
Civil	918	863	874	872	1,031	113	12.3	903	929	855	849	988	85	9.4
Juvenile	0	0	0	0	0	0	0.0	0	0	0	0	0	0	0.0
JU	0	0	0	0	0	0	0.0	0	0	0	0	0	0	0.0
CS	0	0	0	0	0	0	0.0	0	0	0	0	0	0	0.0
Total	21,290	20,103	19,061	17,750	18,093	(3,197)	(15.0)	21,463	20,305	19,196	17,738	17,180	(4,283)	(20.0)
<b>Chambers</b>														
Traffic	7,245	7,217	5,699	6,426	5,993	(1,252)	(17.3)	7,232	7,345	5,770	6,165	6,264	(968)	(13.4)
Criminal	2,348	2,049	1,893	2,199	2,412	64	2.7	2,323	2,285	1,735	2,124	2,318	(5)	(0.2)
Sm Clms	1,911	1,863	1,771	1,708	1,235	(676)	(35.4)	1,869	1,867	1,782	1,819	1,313	(556)	(29.7)
Civil	203	236	218	214	247	44	21.7	175	188	235	209	225	50	28.6
Juvenile	1,086	1,074	839	804	837	(248)	(22.9)	1,059	953	807	747	820	(239)	(22.6)
JU	611	617	468	419	473	(138)	(22.6)	649	549	451	375	434	(215)	(33.1)
CS	475	457	371	385	364	(111)	(23.4)	410	404	356	372	386	(24)	(5.9)
Total	12,793	12,439	10,420	11,351	10,724	(2,069)	(16.2)	12,658	12,638	10,329	11,064	10,940	(1,718)	(13.6)
<b>Cherokee</b>														
Traffic	1,736	2,358	2,286	2,584	2,250	514	29.6	1,614	2,489	2,200	2,563	2,299	685	42.4
Criminal	1,365	1,857	1,651	1,772	1,579	214	15.7	1,260	1,853	1,641	1,740	1,585	325	25.8
Sm Clms	358	266	235	216	292	(66)	(18.4)	286	290	224	227	290	4	1.4
Civil	81	95	65	113	102	21	25.9	79	93	64	86	72	(7)	(8.9)
Juvenile	275	348	386	309	485	210	76.4	255	316	379	335	408	153	60.0
JU	145	224	206	210	324	179	123.4	139	210	212	221	290	151	108.6
CS	130	124	180	99	161	31	23.8	116	106	167	114	118	2	1.7
Total	3,815	4,924	4,623	4,994	4,708	893	23.4	3,494	5,041	4,508	4,951	4,654	1,160	33.2

Table 2: District Court Caseload Statistics, Fiscal Years 1998 - 2002

County	FILINGS					Change 98 - 02		DISPOSITIONS					Change 98 - 02	
	1998	1999	2000	2001	2002	#	%	1998	1999	2000	2001	2002	#	%
<b>Chilton</b>														
Traffic	6,721	5,355	6,110	5,044	4,243	(2,478)	(36.9)	6,731	5,207	5,845	5,452	4,215	(2,516)	(37.4)
Criminal	1,917	2,121	2,587	2,619	2,919	1,002	52.3	1,819	1,977	2,733	2,582	2,837	1,018	56.0
Sm Clms	772	687	778	881	865	93	12.0	769	559	605	801	918	149	19.4
Civil	173	203	214	207	223	50	28.9	164	142	195	208	188	24	14.6
Juvenile	586	691	753	620	696	110	18.8	566	669	714	701	621	55	9.7
JU	348	459	495	421	426	78	22.4	361	447	480	442	393	32	8.9
CS	238	232	258	199	270	32	13.4	205	222	234	259	228	23	11.2
Total	10,169	9,057	10,442	9,371	8,946	(1,223)	(12.0)	10,049	8,554	10,092	9,744	8,779	(1,270)	(12.6)
<b>Choctaw</b>														
Traffic	1,894	1,468	861	879	1,614	(280)	(14.8)	1,701	1,660	921	918	1,191	(510)	(30.0)
Criminal	772	923	750	653	627	(145)	(18.8)	827	817	667	621	535	(282)	(35.3)
Sm Clms	722	728	705	594	581	(141)	(19.5)	690	669	662	544	479	(211)	(30.6)
Civil	48	60	57	83	68	20	41.7	58	56	51	48	90	32	55.2
Juvenile	269	272	382	274	286	17	6.3	266	272	303	284	230	(36)	(13.5)
JU	110	97	87	77	78	(32)	(29.1)	101	91	88	73	62	(39)	(38.6)
CS	159	175	295	197	208	49	30.8	165	181	215	211	168	3	1.8
Total	3,705	3,451	2,755	2,483	3,176	(529)	(14.3)	3,542	3,474	2,604	2,415	2,525	(1,017)	(28.7)
<b>Clarke</b>														
Traffic	3,003	2,057	1,498	1,172	2,051	(952)	(31.7)	2,938	2,249	1,224	1,439	1,930	(1,008)	(34.3)
Criminal	1,268	1,174	1,609	1,261	1,354	86	6.8	1,408	1,191	1,563	1,289	1,331	(77)	(5.5)
Sm Clms	1,086	1,115	948	859	806	(280)	(25.8)	1,140	971	1,083	892	1,146	6	0.5
Civil	148	191	221	178	168	20	13.5	137	174	192	186	260	123	89.8
Juvenile	665	467	565	856	793	128	19.2	565	474	700	568	798	233	41.2
JU	159	175	197	156	146	(13)	(8.2)	174	163	191	150	161	(13)	(7.5)
CS	506	292	368	700	647	141	27.9	391	311	509	418	637	246	62.9
Total	6,170	5,004	4,841	4,326	5,172	(998)	(16.2)	6,188	5,059	4,762	4,374	5,465	(723)	(11.7)
<b>Clay</b>														
Traffic	2,488	1,271	1,050	1,211	1,440	(1,048)	(42.1)	2,412	1,524	1,064	1,232	1,419	(993)	(41.2)
Criminal	489	391	403	617	466	(23)	(4.7)	469	379	428	547	490	21	4.5
Sm Clms	316	239	228	275	284	(32)	(10.1)	362	298	199	285	260	(102)	(28.2)
Civil	53	42	69	82	75	22	41.5	53	47	57	76	66	13	24.5
Juvenile	282	317	355	304	374	92	32.6	318	280	331	307	250	(68)	(21.4)
JU	167	170	209	128	162	(5)	(3.0)	190	146	208	147	97	(93)	(48.9)
CS	115	147	146	176	212	97	84.3	128	134	123	160	153	25	19.5
Total	3,628	2,260	2,105	2,489	2,639	(969)	(27.3)	3,614	2,528	2,079	2,447	2,485	(1,129)	(31.2)
<b>Cleburne</b>														
Traffic	7,713	7,391	5,792	7,568	7,998	285	3.7	7,106	7,815	5,732	7,393	7,778	672	9.5
Criminal	1,078	610	626	839	626	(452)	(41.9)	1,062	622	518	842	548	(514)	(48.4)
Sm Clms	177	140	136	360	252	75	42.4	166	147	124	179	323	157	94.6
Civil	49	52	29	57	60	11	22.4	39	48	37	40	58	19	48.7
Juvenile	0	0	0	0	0	0	0.0	0	0	0	0	0	0	0.0
JU	0	0	0	0	0	0	0.0	0	0	0	0	0	0	0.0
CS	0	0	0	0	0	0	0.0	0	0	0	0	0	0	0.0
Total	9,017	8,193	6,583	8,824	8,936	(81)	(0.9)	8,373	8,632	6,411	8,454	8,707	334	4.0
<b>Coffee</b>														
Traffic	5,143	5,379	6,467	6,096	4,816	(327)	(6.4)	4,887	5,649	6,198	6,396	4,805	(82)	(1.7)
Criminal	1,924	2,033	2,515	2,059	2,241	317	16.5	2,036	1,923	2,525	2,123	2,179	143	7.0
Sm Clms	1,682	1,630	1,379	1,550	1,616	(66)	(10)	1,504	2,083	1,325	1,520	1,544	40	6
Civil	198	233	208	259	222	24	12.1	195	268	181	259	257	62	31.8
Juvenile	985	931	1,136	1,079	967	(118)	(12)	995	950	1,055	1,249	938	(57)	(5.7)
JU	729	782	899	736	690	(39)	(5.3)	765	743	901	791	656	(109)	(14.3)
CS	256	149	237	343	277	21	8.2	230	207	154	458	282	52	22.6
Total	9,932	10,206	11,705	11,043	9,862	(70)	(0.7)	9,617	10,873	11,284	11,547	9,723	(106)	(1.1)

Table 2: District Court Caseload Statistics, Fiscal Years 1998 - 2002

County	FILINGS					Change 98 - 02		DISPOSITIONS					Change 98 - 02	
	1998	1999	2000	2001	2002	#	%	1998	1999	2000	2001	2002	#	%
<b>Elba</b>														
Traffic	2,634	2,818	3,602	3,681	3,026	392	14.9	2,348	3,105	3,406	3,781	3,052	704	30.0
Criminal	481	570	911	709	737	256	53.2	490	557	806	772	708	218	44.5
Sm Clms	689	595	560	654	611	(78)	(11.3)	563	685	577	542	589	26	4.6
Civil	64	60	58	75	63	(1)	(1.6)	46	77	46	72	65	19	41.3
Juvenile	229	271	263	341	265	36	15.7	218	272	250	347	271	53	24.3
JU	148	232	188	240	170	22	14.9	150	219	210	226	180	30	20.0
CS	81	39	75	101	95	14	17.3	68	53	40	121	91	23	33.8
Total	4,097	4,314	5,394	5,460	4,702	605	14.8	3,665	4,696	5,085	5,514	4,685	1,020	27.8
<b>Enterprise Division</b>														
Traffic	2,509	2,561	2,865	2,415	1,790	(719)	(28.7)	2,539	2,544	2,792	2,615	1,753	(786)	(31.0)
Criminal	1,443	1,463	1,604	1,350	1,504	61	4.2	1,546	1,366	1,719	1,351	1,471	(75)	(4.9)
Sm Clms	993	1,035	819	896	1,005	12	1.2	941	1,398	748	978	955	14	1.5
Civil	134	173	150	184	159	25	18.7	149	191	135	187	192	43	28.9
Juvenile	756	660	873	738	702	(54)	(7.1)	777	678	805	902	667	(110)	(14.2)
JU	581	550	711	496	520	(61)	(10.5)	615	524	691	565	476	(139)	(22.6)
CS	175	110	162	242	182	7	4.0	162	154	114	337	191	29	17.9
Total	5,835	5,892	6,311	5,583	5,160	(675)	(11.5)	5,952	6,177	6,199	6,033	5,038	(914)	(15.4)
<b>Colbert</b>														
Traffic	7,723	5,862	4,394	4,613	3,332	(4,391)	(56.9)	7,762	6,285	4,375	4,653	3,271	(4,491)	(57.9)
Criminal	1,630	1,681	1,759	2,093	1,678	48	2.9	1,588	1,654	1,649	2,132	1,589	1	0.1
Sm Clms	1,246	1,227	1,063	1,068	1,150	(96)	(7.7)	1,100	1,036	986	900	1,483	383	34.8
Civil	304	302	289	351	318	14	4.6	309	277	346	341	301	(8)	(2.6)
Juvenile	910	657	705	714	720	(190)	(20.9)	810	692	679	671	642	(168)	(20.7)
JU	523	358	401	446	409	(114)	(21.8)	468	349	397	399	384	(84)	(17.9)
CS	387	299	304	268	311	(76)	(19.6)	342	343	282	272	258	(84)	(24.6)
Total	11,813	9,729	8,210	8,839	7,198	(4,615)	(39.1)	11,569	9,944	8,035	8,697	7,286	(4,283)	(37.0)
<b>Conecuh</b>														
Traffic	4,146	3,922	2,754	1,889	1,663	(2,483)	(59.9)	3,897	3,884	2,853	2,160	1,683	(2,214)	(56.8)
Criminal	290	317	292	312	282	(8)	(2.8)	311	287	330	338	297	(14)	(4.5)
Sm Clms	408	428	410	421	281	(127)	(31.1)	404	419	413	425	319	(85)	(21.0)
Civil	51	53	64	73	65	14	27.5	56	50	45	80	45	(11)	(19.6)
Juvenile	439	399	414	392	614	175	39.9	353	376	328	356	455	102	28.9
JU	181	165	158	158	159	(22)	(12.2)	170	179	155	137	156	(14)	(8.2)
CS	258	234	256	234	455	197	76.4	183	197	173	219	299	116	63.4
Total	5,334	5,119	3,934	3,087	2,905	(2,429)	(45.5)	5,021	5,016	3,969	3,359	2,799	(2,222)	(44.3)
<b>Coosa</b>														
Traffic	3,542	2,924	2,947	3,147	2,218	(1,324)	(37.4)	3,532	3,036	3,036	2,997	2,375	(1,157)	(32.8)
Criminal	794	769	715	722	584	(210)	(26.4)	784	784	722	710	564	(220)	(28.1)
Sm Clms	178	156	170	156	179	1	0.6	149	252	138	127	143	(6)	(4.0)
Civil	37	44	32	50	40	3	8.1	34	56	32	37	35	1	2.9
Juvenile	219	233	268	251	285	66	30.1	205	226	241	231	239	34	16.6
JU	175	194	241	229	213	38	21.7	167	188	221	215	203	36	21.6
CS	44	39	27	22	72	28	63.6	38	38	20	16	36	(2)	(5.3)
Total	4,770	4,126	4,132	4,326	3,306	(1,464)	(30.7)	4,704	4,354	4,169	4,102	3,356	(1,348)	(28.7)
<b>Covington</b>														
Traffic	2,152	2,416	3,298	3,062	2,063	(89)	(4.1)	2,115	2,324	3,152	2,932	2,454	339	16.0
Criminal	1,678	1,758	2,158	2,542	2,458	780	46.5	1,732	1,698	2,073	2,262	2,627	895	51.7
Sm Clms	1,065	1,129	830	833	855	(210)	(19.7)	1,066	1,279	808	796	964	(102)	(9.6)
Civil	222	253	259	282	227	5	2.3	210	263	265	237	307	97	46.2
Juvenile	1,054	936	988	1,317	1,216	162	15.4	1,020	1,011	953	1,545	1,210	190	18.6
JU	866	595	596	958	779	(87)	(10.0)	846	643	598	997	780	(68)	(7.8)
CS	188	341	392	359	437	249	132.4	174	368	355	548	430	258	147.1
Total	6,171	6,492	7,533	8,036	6,819	648	10.5	6,143	6,575	7,251	7,772	7,562	1,419	23.1

Table 2: District Court Caseload Statistics, Fiscal Years 1998 - 2002

County	FILINGS					Change 98 - 02		DISPOSITIONS					Change 98 - 02	
	1998	1999	2000	2001	2002	#	%	1998	1999	2000	2001	2002	#	%
<b>Crenshaw</b>														
Traffic	2,861	1,719	2,084	1,533	2,015	(846)	(29.6)	2,665	1,757	2,189	1,511	2,103	(562)	(21.1)
Criminal	614	626	676	795	950	336	54.7	598	600	608	756	821	223	37.3
Sm Clms	507	403	446	376	315	(192)	(37.9)	452	446	432	373	338	(114)	(25.2)
Civil	67	74	74	92	79	12	17.9	64	74	75	86	84	20	31.3
Juvenile	346	349	334	295	493	147	42.5	349	315	369	251	464	115	33.0
JU	163	159	188	153	242	79	48.5	157	159	181	149	240	83	52.9
CS	183	190	146	142	251	68	37.2	192	156	188	102	224	32	16.7
Total	4,395	3,171	3,614	3,091	3,852	(543)	(12.4)	4,128	3,192	3,673	2,977	3,810	(318)	(7.7)
<b>Cullman</b>														
Traffic	14,411	12,530	11,372	7,343	5,035	(9,376)	(65.1)	13,781	12,581	11,444	7,994	5,274	(8,507)	(61.7)
Criminal	3,828	3,586	4,420	4,395	3,737	(91)	(2.4)	3,788	3,573	3,989	4,629	4,272	484	12.8
Sm Clms	2,113	2,306	2,415	2,148	2,210	97	4.6	1,925	1,871	1,943	2,637	2,474	549	28.5
Civil	463	466	488	549	551	88	19.0	437	450	431	564	628	191	43.7
Juvenile	1,158	1,112	1,200	1,234	1,161	3	0.3	1,272	1,176	1,133	1,327	1,157	(115)	(9.0)
JU	978	987	999	1,014	827	(151)	(15.4)	867	993	924	1,074	821	(46)	(5.3)
CS	180	125	201	220	334	154	85.6	405	183	209	253	336	(69)	(17.0)
Total	21,973	20,000	19,895	15,669	12,694	(9,279)	(42.2)	21,203	19,651	18,940	17,151	13,805	(7,398)	(34.9)
<b>Dale</b>														
Traffic	4,344	3,859	4,669	4,167	2,346	(1,998)	(46.0)	4,216	4,060	4,440	4,431	2,472	(1,744)	(41.4)
Criminal	1,183	1,316	1,249	1,485	1,302	119	10.1	1,207	1,243	1,199	1,527	1,348	141	11.7
Sm Clms	1,009	1,285	1,191	1,212	1,118	109	10.8	1,014	1,208	1,217	1,263	1,052	38	3.7
Civil	282	238	245	287	217	(65)	(23.0)	293	231	255	268	213	(80)	(27.3)
Juvenile	1,563	1,653	2,073	1,676	1,799	236	15.1	1,420	1,581	1,811	1,867	1,792	372	26.2
JU	1,073	953	1,074	994	1,067	(6)	(0.6)	1,002	934	1,063	986	1,072	70	7.0
CS	490	700	999	682	732	242	49.4	418	647	748	881	720	302	72.2
Total	8,381	8,351	9,427	8,827	6,782	(1,599)	(19.1)	8,150	8,323	8,922	9,356	6,877	(1,273)	(15.6)
<b>Dallas</b>														
Traffic	4,903	4,250	4,318	4,972	3,326	(1,577)	(32.2)	4,408	4,595	4,317	4,737	3,689	(719)	(16.3)
Criminal	2,374	2,145	1,910	2,118	1,791	(583)	(24.6)	2,385	2,305	1,785	2,110	1,736	(649)	(27.2)
Sm Clms	1,235	1,415	1,290	1,171	1,404	169	13.7	1,078	1,281	1,205	1,812	1,055	(23)	(2.1)
Civil	285	303	338	334	299	14	4.9	252	308	320	296	253	1	0.4
Juvenile	1,986	1,724	1,772	1,750	1,615	(371)	(18.7)	1,837	1,872	1,305	1,558	1,519	(318)	(17.3)
JU	924	1,026	806	852	745	(179)	(19.4)	963	1,120	760	932	833	(130)	(13.5)
CS	1,062	698	966	898	870	(192)	(18.1)	874	752	545	626	686	(188)	(21.5)
Total	10,783	9,837	9,628	10,345	8,435	(2,348)	(21.8)	9,960	10,361	8,932	10,513	8,252	(1,708)	(17.1)
<b>Dekalb</b>														
Traffic	4,831	3,388	4,969	3,066	2,283	(2,548)	(52.7)	4,916	3,442	4,321	3,783	2,240	(2,676)	(54.4)
Criminal	1,033	1,102	1,040	1,073	1,274	241	23.3	997	1,017	858	1,079	1,253	256	25.7
Sm Clms	1,194	1,207	1,241	1,089	1,282	88	7.4	961	1,395	1,035	1,246	1,135	174	18.1
Civil	317	319	335	304	325	8	2.5	372	333	252	369	316	(56)	(15.1)
Juvenile	710	683	889	696	775	65	9.2	729	668	659	831	655	(74)	(10.2)
JU	467	490	589	471	517	50	10.7	483	493	427	583	437	(46)	(9.5)
CS	243	193	300	225	258	15	6.2	246	175	232	248	218	(28)	(11.4)
Total	8,085	6,699	8,474	6,228	5,939	(2,146)	(26.5)	7,975	6,855	7,125	7,308	5,599	(2,376)	(29.8)
<b>Elmore</b>														
Traffic	7,282	7,905	5,708	7,447	6,647	(635)	(8.7)	7,575	7,682	5,757	7,482	6,946	(629)	(8.3)
Criminal	2,340	2,529	2,934	3,183	2,785	445	19.0	2,152	2,565	2,712	3,122	3,043	891	41.4
Sm Clms	1,324	1,373	1,448	1,274	1,280	(44)	(3.3)	1,109	1,444	1,466	1,271	1,270	161	14.5
Civil	369	465	452	495	443	74	20.1	337	462	466	481	446	109	32.3
Juvenile	1,619	1,451	1,419	1,346	1,647	28	1.7	1,567	1,650	1,453	1,386	1,570	3	0.2
JU	823	882	747	805	925	102	12.4	687	980	785	811	897	210	30.6
CS	796	569	672	541	722	(74)	(9.3)	880	670	668	575	673	(207)	(23.5)
Total	12,934	13,723	11,961	13,745	12,802	(132)	(1.0)	12,740	13,803	11,854	13,742	13,275	535	4.2



Table 2: District Court Caseload Statistics, Fiscal Years 1998 - 2002

County	FILINGS					Change 98 - 02		DISPOSITIONS					Change 98 - 02	
	1998	1999	2000	2001	2002	#	%	1998	1999	2000	2001	2002	#	%
<b>Escambia</b>														
Traffic	4,801	5,001	3,260	3,213	2,167	(2,634)	(54.9)	4,594	5,144	3,393	3,197	2,458	(2,136)	(46.5)
Criminal	1,685	1,694	1,392	1,102	1,028	(657)	(39.0)	1,698	1,666	1,363	1,141	1,032	(666)	(39.2)
Sm Clms	825	806	742	561	690	(135)	(16.4)	885	983	883	576	620	(265)	(29.9)
Civil	143	158	150	174	139	(4)	(2.8)	130	164	117	176	131	1	0.8
Juvenile	733	844	730	747	845	112	15.3	659	709	632	640	666	7	1.1
JU	507	569	487	460	474	(33)	(6.5)	455	493	444	404	434	(21)	(4.6)
CS	226	275	243	287	371	145	64.2	204	216	188	236	232	28	13.7
Total	8,187	8,503	6,274	5,797	4,869	(3,318)	(40.5)	7,966	8,666	6,388	5,730	4,907	(3,059)	(38.4)
<b>Etowah</b>														
Traffic	5,664	4,332	2,910	2,646	4,424	(1,240)	(21.9)	5,569	4,605	3,057	2,609	3,953	(1,616)	(29.0)
Criminal	4,164	4,803	4,063	4,649	4,763	599	14.4	4,051	4,630	4,303	4,490	4,727	676	16.7
Sm Clms	2,354	2,567	2,860	2,318	2,565	211	9.0	2,336	2,265	2,272	2,621	2,466	139	5.6
Civil	883	951	1,000	959	1,011	128	14.5	857	908	769	990	985	128	14.9
Juvenile	2,106	1,873	2,015	1,942	2,181	75	3.6	1,874	1,829	1,728	1,910	1,951	77	4.1
JU	1,179	925	1,013	963	967	(212)	(18.0)	1,087	950	892	987	889	(198)	(18.2)
CS	927	948	1,002	979	1,214	287	31.0	787	879	836	923	1,062	275	34.9
Total	15,171	14,526	12,848	12,514	14,944	(227)	(1.5)	14,687	14,237	12,129	12,620	14,082	(605)	(4.1)
<b>Fayette</b>														
Traffic	2,625	2,696	2,486	1,967	2,610	(15)	(0.6)	2,585	2,747	2,471	2,031	2,464	(121)	(4.7)
Criminal	1,280	1,217	1,349	990	974	(306)	(23.9)	1,258	1,247	1,260	1,007	915	(343)	(27.3)
Sm Clms	548	355	398	305	246	(302)	(55.1)	514	394	416	287	282	(232)	(45.1)
Civil	71	56	74	81	64	(7)	(9.9)	47	78	52	75	52	5	10.6
Juvenile	337	397	331	323	517	180	53.4	290	379	322	312	475	185	63.8
JU	238	304	246	222	270	32	13.4	234	319	246	229	267	33	14.1
CS	99	93	85	101	247	148	149.5	56	60	76	83	208	152	271.4
Total	4,861	4,721	4,638	3,666	4,411	(450)	(9.3)	4,694	4,845	4,521	3,712	4,188	(506)	(10.8)
<b>Franklin</b>														
Traffic	5,381	4,068	4,901	4,968	4,797	(584)	(10.9)	5,034	4,628	4,657	5,115	4,721	(313)	(6.2)
Criminal	1,588	2,100	1,676	1,830	1,837	249	15.7	1,563	2,141	1,669	1,847	1,807	244	15.6
Sm Clms	1,099	711	684	607	704	(395)	(35.9)	1,078	741	707	590	684	(394)	(36.5)
Civil	134	115	139	120	105	(29)	(21.6)	134	106	137	11	112	(22)	(16.4)
Juvenile	647	519	585	718	645	(2)	(0.3)	550	529	575	688	612	62	11.3
JU	437	408	469	562	477	40	9.2	410	409	453	541	473	63	15.4
CS	210	111	116	156	168	(42)	(20.0)	140	120	122	147	139	(1)	(0.7)
Total	8,849	7,513	7,985	8,243	8,088	(761)	(8.6)	8,359	8,145	7,745	8,251	7,936	(423)	(5.1)
<b>Geneva</b>														
Traffic	2,757	2,181	2,670	2,731	2,125	(632)	(22.9)	2,761	2,206	2,535	2,686	1,810	(951)	(34.4)
Criminal	1,076	1,109	1,306	1,455	1,673	597	55.5	983	1,188	1,182	1,251	1,521	538	54.7
Sm Clms	714	618	666	482	519	(195)	(27.3)	879	622	597	469	411	(468)	(53.2)
Civil	169	128	127	124	116	(53)	(31.4)	162	99	101	84	69	(93)	(57.4)
Juvenile	920	807	674	725	827	(93)	(10.1)	927	802	684	630	785	(142)	(15.3)
JU	464	410	502	493	561	97	20.9	498	401	483	478	522	24	4.8
CS	456	397	172	232	266	(190)	(41.7)	429	401	201	152	263	(166)	(38.7)
Total	5,636	4,843	5,443	5,517	5,260	(376)	(6.7)	5,712	4,917	5,099	5,120	4,596	(1,116)	(19.5)
<b>Greene</b>														
Traffic	3,085	2,367	2,187	2,528	2,136	(949)	(30.8)	2,663	2,372	2,516	2,620	2,124	(539)	(20.2)
Criminal	521	470	512	440	540	19	3.6	453	469	486	468	449	(4)	(0.9)
Sm Clms	286	224	151	148	178	(108)	(37.8)	205	530	204	142	154	(51)	(24.9)
Civil	70	93	94	79	108	38	54.3	61	94	80	80	96	35	57.4
Juvenile	520	307	577	538	542	22	4.2	440	426	1,017	531	525	85	19.3
JU	173	186	173	190	174	1	0.6	161	185	164	184	173	12	7.5
CS	347	121	404	348	368	21	6.1	279	241	853	347	352	73	26.2
Total	4,482	3,461	3,521	3,733	3,504	(978)	(21.8)	3,822	3,891	4,303	3,841	3,348	(474)	(12.4)



Table 2: District Court Caseload Statistics, Fiscal Years 1998 - 2002

County	FILINGS					Change 98 - 02		DISPOSITIONS					Change 98 - 02	
	1998	1999	2000	2001	2002	#	%	1998	1999	2000	2001	2002	#	%
<b>Hale</b>														
Traffic	2,731	2,745	2,671	2,805	2,960	229	8.4	2,562	2,583	2,730	2,707	2,979	417	16.3
Criminal	572	528	522	543	495	(77)	(13.5)	564	557	477	399	404	(160)	(28.4)
Sm Clms	855	945	778	787	635	(220)	(25.7)	837	935	776	748	683	(154)	(18.4)
Civil	67	67	83	95	81	14	20.9	70	66	75	91	77	7	10.0
Juvenile	400	657	539	593	666	266	66.5	297	500	523	514	627	330	111.1
JU	235	239	236	213	176	(59)	(25.1)	195	201	228	182	178	(17)	(8.7)
CS	165	418	303	380	490	325	197.0	102	299	295	332	449	347	340.2
Total	4,625	4,942	4,593	4,823	4,837	212	4.6	4,330	4,641	4,581	4,459	4,770	440	10.2
<b>Henry</b>														
Traffic	4,183	4,929	4,617	4,183	4,075	(108)	(2.6)	4,098	4,885	4,647	4,444	4,176	78	1.9
Criminal	1,011	1,412	1,340	1,255	1,440	429	42.4	987	1,294	1,350	1,251	1,407	420	42.6
Sm Clms	629	712	705	671	697	68	10.8	537	728	698	656	715	178	33.1
Civil	77	85	86	83	92	15	19.5	77	101	75	63	72	(5)	(6.5)
Juvenile	417	427	440	492	580	163	39.1	414	357	430	496	517	103	24.9
JU	252	243	250	295	315	63	25.0	244	208	260	283	280	36	14.8
CS	165	184	190	197	265	100	60.6	170	149	170	213	237	67	39.4
Total	6,317	7,565	7,188	6,684	6,884	567	9.0	6,113	7,365	7,200	6,910	6,887	774	12.7
<b>Houston</b>														
Traffic	5,773	5,865	8,886	9,225	7,660	1,887	32.7	5,858	5,902	8,285	9,302	7,440	1,582	27.0
Criminal	4,968	4,721	4,587	5,007	5,398	430	8.7	4,976	4,992	4,436	4,809	4,892	(84)	(1.7)
Sm Clms	4,036	4,468	4,817	4,031	3,959	(77)	(1.9)	3,791	4,229	4,615	4,247	3,883	92	2.4
Civil	970	975	1,024	833	812	(158)	(16.3)	935	934	987	864	764	(171)	(18.3)
Juvenile	0	0	0	0	0	0	0.0	0	0	0	0	0	0	0.0
JU	0	0	0	0	0	0	0.0	0	0	0	0	0	0	0.0
CS	0	0	0	0	0	0	0.0	0	0	0	0	0	0	0.0
Total	15,747	16,029	19,314	19,096	17,829	2,082	13.2	15,560	16,057	18,323	19,222	16,979	1,419	9.1
<b>Jackson</b>														
Traffic	5,071	6,254	5,697	5,744	4,520	(551)	(10.9)	5,028	6,165	5,660	5,790	4,553	(475)	(9.4)
Criminal	3,221	3,272	3,578	4,464	3,937	716	22.2	3,283	3,229	3,407	4,269	4,039	756	23.0
Sm Clms	2,064	1,754	1,190	1,155	1,282	(782)	(37.9)	1,942	1,800	1,269	1,129	1,254	(688)	(35.4)
Civil	280	339	224	308	303	23	8.2	227	299	276	340	300	73	32.2
Juvenile	1,142	948	957	1,115	1,059	(83)	(7.3)	952	953	936	1,144	1,087	135	14.2
JU	774	618	611	783	690	(84)	(10.9)	650	668	640	830	717	67	10.3
CS	368	330	346	332	369	1	0.3	302	285	296	314	370	68	22.5
Total	11,778	12,567	11,646	12,786	11,101	(677)	(5.7)	11,432	12,446	11,548	12,672	11,233	(199)	(1.7)
<b>Jefferson</b>														
Traffic	18,143	16,396	17,118	23,844	27,151	9,008	49.7	18,265	16,975	16,868	23,438	25,146	6,881	37.7
Criminal	21,710	21,724	20,039	20,040	22,109	399	1.8	21,077	23,525	20,237	20,092	21,782	705	3.3
Sm Clms	17,530	16,567	16,505	13,912	16,172	(1,358)	(7.7)	17,665	16,340	16,077	15,160	15,906	(1,759)	(10.0)
Civil	8,967	9,547	9,859	9,805	9,426	459	5.1	9,080	9,653	9,855	9,743	9,391	311	3.4
Juvenile	1,534	1,619	1,849	2,409	1,261	(273)	(17.8)	1,519	1,566	1,508	2,067	1,360	(159)	(10.5)
JU	1,021	1,141	1,295	1,335	1,150	129	12.6	999	1,123	1,240	1,246	1,255	256	25.6
CS	513	478	554	1,074	111	(402)	(78.4)	520	443	268	821	105	(415)	(79.8)
Total	67,884	65,853	65,370	70,010	76,119	8,235	12.1	67,606	68,059	64,545	70,500	73,585	5,979	8.8
<b>Bessemer</b>														
Traffic	4,635	3,703	2,954	6,703	3,708	(927)	(20.0)	4,948	3,856	2,978	6,365	3,842	(1,106)	(22.4)
Criminal	4,334	4,502	4,007	4,309	4,431	97	2.2	4,013	5,373	4,140	4,268	4,448	435	10.8
Sm Clms	2,497	2,683	3,031	2,027	3,246	749	30.0	3,074	1,882	2,108	2,850	3,210	136	4.4
Civil	900	1,014	1,120	1,087	1,075	175	19.4	920	1,054	1,080	1,059	982	62	6.7
Juvenile	1,534	1,619	1,849	2,409	1,261	(273)	(17.8)	1,519	1,566	1,508	2,067	1,360	(159)	(10.5)
JU	1,021	1,141	1,295	1,335	1,150	129	12.6	999	1,123	1,240	1,246	1,255	256	25.6
CS	513	478	554	1,074	111	(402)	(78.4)	520	443	268	821	105	(415)	(79.8)
Total	13,900	13,521	12,961	16,535	13,721	(179)	(1.3)	14,474	13,731	11,814	16,609	13,842	(632)	(4.4)
<b>B'ham</b>														
Traffic	13,508	12,693	14,164	17,141	23,443	9,935	73.5	13,317	13,119	13,890	17,073	21,304	7,987	60.0
Criminal	17,376	17,222	16,032	15,731	17,678	302	1.7	17,064	18,152	16,097	15,824	17,334	270	1.6
Sm Clms	15,033	13,884	13,474	11,885	12,926	(2,107)	(14.0)	14,591	14,458	13,969	12,310	12,696	(1,895)	(13.0)
Civil	8,067	8,533	8,739	8,718	8,351	284	3.5	8,160	8,599	8,775	8,684	8,409	249	3.1
Juvenile	0	0	0	0	0	0	0.0	0	0	0	0	0	0	0.0
JU	0	0	0	0	0	0	0.0	0	0	0	0	0	0	0.0
CS	0	0	0	0	0	0	0.0	0	0	0	0	0	0	0.0
Total	53,984	52,332	52,409	53,475	62,398	8,414	15.6	53,132	54,328	52,731	53,891	59,743	6,611	12.4

Table 2: District Court Caseload Statistics, Fiscal Years 1998 - 2002

County	FILINGS					Change 98 - 02		DISPOSITIONS					Change 98 - 02	
	1998	1999	2000	2001	2002	#	%	1998	1999	2000	2001	2002	#	%
<b>Lamar</b>														
Traffic	3,021	2,326	1,895	2,172	2,308	(713)	(23.6)	2,764	2,525	1,914	2,176	2,334	(430)	(15.6)
Criminal	1,242	1,104	1,155	1,029	892	(350)	(28.2)	1,151	1,184	1,117	1,047	877	(274)	(23.8)
Sm Clms	261	335	327	277	326	65	24.9	254	311	319	292	308	54	21.3
Civil	46	46	63	69	68	22	47.8	46	43	54	67	71	25	54.3
Juvenile	243	234	210	271	324	81	33.3	257	214	199	238	326	69	26.8
JU	160	134	128	177	162	2	1.3	163	137	128	159	167	4	2.5
CS	83	100	82	94	162	79	95.2	94	77	71	79	159	65	69.1
Total	4,813	4,045	3,650	3,818	3,918	(895)	(18.6)	4,472	4,277	3,603	3,820	3,916	(556)	(12.4)
<b>Lauderdale</b>														
Traffic	6,899	7,109	5,177	5,284	4,268	(2,631)	(38.1)	6,812	7,294	5,067	5,487	4,051	(2,761)	(40.5)
Criminal	2,535	2,756	3,283	3,070	2,989	454	17.9	2,514	2,613	3,236	3,279	2,903	389	15.5
Sm Clms	1,640	1,305	1,298	1,170	1,282	(358)	(21.8)	1,391	1,380	1,170	1,321	1,210	(181)	(13.0)
Civil	390	402	449	461	433	43	11.0	335	384	353	504	432	97	29.0
Juvenile	0	0	0	0	0	0	0.0	0	0	0	0	0	0	0.0
JU	0	0	0	0	0	0	0.0	0	0	0	0	0	0	0.0
CS	0	0	0	0	0	0	0.0	0	0	0	0	0	0	0.0
Total	11,464	11,572	10,207	9,985	8,972	(2,492)	(21.7)	11,052	11,671	9,826	10,591	8,596	(2,456)	(22.2)
<b>Lawrence</b>														
Traffic	6,195	5,035	4,970	5,482	4,536	(1,659)	(26.8)	6,174	4,925	5,010	5,288	4,723	(1,451)	(23.5)
Criminal	1,451	1,264	1,682	1,476	1,581	130	9.0	1,599	1,286	1,444	1,665	1,513	(86)	(5.4)
Sm Clms	487	470	474	519	452	(35)	(7.2)	454	496	422	527	500	46	10.1
Civil	114	128	140	130	104	(10)	(8.8)	110	119	125	127	106	(4)	(3.6)
Juvenile	768	719	780	718	890	122	15.8	767	691	754	784	799	32	4.2
JU	555	515	561	495	630	75	13.5	565	494	558	512	579	14	2.5
CS	213	204	219	223	260	47	22.1	202	197	196	272	220	18	8.9
Total	9,015	7,616	8,046	8,325	7,563	(1,452)	(16.1)	9,104	7,517	7,755	8,391	7,641	(1,463)	(16.1)
<b>Lee</b>														
Traffic	8,211	6,903	7,409	7,788	5,635	(2,576)	(31.4)	8,667	6,824	7,120	8,150	5,667	(3,000)	(34.6)
Criminal	3,103	3,459	4,137	4,022	3,725	622	20.0	2,968	3,398	3,838	4,255	3,871	903	30.4
Sm Clms	1,992	1,813	1,795	1,614	1,685	(307)	(15.4)	2,026	1,821	1,743	1,671	1,661	(365)	(18.0)
Civil	791	746	740	790	791	0	0.0	601	621	1,146	649	905	304	50.6
Juvenile	2,591	0	0	0	0	(2,591)	(100.0)	2,685	0	0	0	0	(2,685)	(100.0)
JU	1,766	0	0	0	0	(1,766)	(100.0)	1,928	0	0	0	0	(1,928)	(100.0)
CS	825	0	0	0	0	(825)	(100.0)	757	0	0	0	0	(757)	(100.0)
Total	16,688	12,921	14,081	14,214	11,836	(4,852)	(29.1)	16,947	12,664	13,847	14,725	12,104	(4,843)	(28.6)
<b>Limestone</b>														
Traffic	10,911	9,813	8,579	6,728	6,169	(4,742)	(43.5)	9,917	10,612	8,404	7,340	6,315	(3,602)	(36.3)
Criminal	2,499	2,871	2,780	2,544	2,133	(366)	(14.6)	2,519	2,803	2,784	2,650	2,001	(518)	(20.6)
Sm Clms	1,766	1,625	1,261	1,307	1,103	(663)	(37.5)	1,621	1,614	1,471	1,272	1,167	(454)	(28.0)
Civil	344	308	258	306	289	(55)	(16.0)	311	297	285	298	291	(20)	(6.4)
Juvenile	455	473	427	544	516	61	13.4	435	395	472	523	565	130	29.9
JU	455	473	427	544	516	61	13.4	435	395	472	523	565	130	29.9
CS	0	0	0	0	0	0	0.0	0	0	0	0	0	0	0.0
Total	15,975	15,090	13,305	11,429	10,210	(5,765)	(36.1)	14,803	15,721	13,416	12,083	10,339	(4,464)	(30.2)
<b>Lowndes</b>														
Traffic	3,937	4,265	3,235	3,277	2,373	(1,564)	(39.7)	3,946	4,203	3,287	3,445	2,465	(1,481)	(37.5)
Criminal	1,346	1,475	1,392	1,280	1,157	(189)	(14.0)	1,381	1,420	1,305	1,327	1,060	(321)	(23.2)
Sm Clms	311	300	243	282	307	(4)	(1.3)	249	291	247	391	337	88	35.3
Civil	80	96	91	106	104	24	30.0	60	84	110	138	96	36	60.0
Juvenile	597	583	510	577	624	27	4.5	467	681	510	542	655	188	40.3
JU	209	326	273	247	262	53	25.4	169	339	265	249	236	67	39.6
CS	388	257	237	330	362	(26)	(6.7)	298	342	245	293	419	121	40.6
Total	6,271	6,719	5,471	5,522	4,565	(1,706)	(27.2)	6,103	6,679	5,459	5,843	4,613	(1,490)	(24.4)

Table 2: District Court Caseload Statistics, Fiscal Years 1998 - 2002

County	FILINGS					Change 98 - 02		DISPOSITIONS					Change 98 - 02	
	1998	1999	2000	2001	2002	#	%	1998	1999	2000	2001	2002	#	%
<b>Macon</b>														
Traffic	3,512	3,608	2,450	2,114	3,168	(344)	(9.8)	3,294	3,654	2,790	2,189	2,911	(383)	(11.6)
Criminal	707	627	627	634	574	(133)	(18.8)	705	632	618	623	513	(192)	(27.2)
Sm Clms	641	702	399	335	453	(188)	(29.3)	603	684	485	384	382	(221)	(36.7)
Civil	129	143	115	149	130	1	0.8	98	97	189	156	93	(5)	(5.1)
Juvenile	576	634	614	605	675	99	17.2	570	557	618	503	554	(16)	(2.8)
JU	327	341	301	268	293	(34)	(10.4)	355	299	277	184	229	(126)	(35.5)
CS	249	293	313	337	382	133	53.4	215	258	341	319	325	110	51.2
Total	5,565	5,714	4,205	3,837	5,000	(565)	(10.2)	5,270	5,624	4,700	3,855	4,453	(817)	(15.5)
<b>Madison</b>														
Traffic	11,287	10,317	8,998	12,221	11,681	394	3.5	11,008	10,555	8,973	11,553	11,928	920	8.4
Criminal	7,203	7,470	7,964	7,803	8,386	1,183	16.4	7,174	7,497	7,652	7,836	8,045	871	12.1
Sm Clms	5,784	5,966	4,476	4,211	5,045	(739)	(12.8)	6,044	6,075	4,892	4,194	4,796	(1,248)	(20.6)
Civil	2,556	2,548	2,582	2,579	2,656	100	3.9	2,657	2,529	2,599	2,578	2,630	(27)	(1.0)
Juvenile	3,252	2,854	2,776	2,935	3,366	114	3.5	3,136	2,786	2,640	2,838	2,867	(269)	(8.6)
JU	2,401	2,043	2,076	2,348	2,201	(200)	(8.3)	2,345	1,985	1,995	2,260	2,189	(156)	(6.7)
CS	851	811	700	587	1,165	314	36.9	791	801	645	578	678	(113)	(14.3)
Total	30,082	29,155	26,796	29,749	31,134	1,052	3.5	30,019	29,442	26,756	28,999	30,266	247	0.8
<b>Marengo</b>														
Traffic	2,733	3,028	2,488	2,117	2,476	(257)	(9.4)	2,631	3,096	2,547	2,224	2,241	(390)	(14.8)
Criminal	1,097	1,122	1,037	1,004	919	(178)	(16.2)	1,020	1,143	974	1,001	874	(146)	(14.3)
Sm Clms	877	846	751	729	1,007	130	14.8	786	928	762	711	935	149	19.0
Civil	95	109	93	136	154	59	62.1	102	104	86	114	143	41	40.2
Juvenile	541	515	418	440	508	(33)	(6.1)	639	450	380	387	456	(183)	(28.6)
JU	324	351	252	269	309	(15)	(4.6)	316	313	248	249	289	(27)	(8.5)
CS	217	164	166	171	199	(18)	(8.3)	323	137	132	138	167	(156)	(48.3)
Total	5,343	5,620	4,787	4,426	5,064	(279)	(5.2)	5,178	5,721	4,749	4,437	4,649	(529)	(10.2)
<b>Marion</b>														
Traffic	3,698	3,656	3,106	2,232	2,935	(763)	(20.6)	1,904	2,729	1,589	1,356	2,229	325	17.1
Criminal	1,543	1,581	1,734	1,417	1,276	(267)	(17.3)	1,443	1,514	1,603	1,314	1,318	(125)	(8.7)
Sm Clms	1,153	1,094	846	778	941	(212)	(18.4)	779	694	648	419	587	(192)	(24.6)
Civil	248	220	221	224	261	13	5.2	122	153	145	132	147	25	20.5
Juvenile	387	444	439	446	506	119	30.7	387	371	431	438	440	53	13.7
JU	291	350	286	303	334	43	14.8	324	302	308	322	306	(18)	(5.6)
CS	96	94	153	143	172	76	79.2	63	69	123	116	134	71	112.7
Total	7,029	6,995	6,346	5,097	5,919	(1,110)	(15.8)	4,635	5,461	4,416	3,659	4,721	86	1.9
<b>Marshall</b>														
Traffic	7,093	5,228	4,397	5,153	3,130	(3,963)	(55.9)	7,584	5,376	4,351	5,378	3,366	(4,218)	(55.6)
Criminal	2,107	2,312	2,028	2,083	1,863	(244)	(11.6)	2,329	2,346	1,970	2,001	1,924	(405)	(17.4)
Sm Clms	3,540	3,977	3,384	2,980	3,309	(231)	(6.5)	3,400	3,292	3,876	2,993	3,077	(323)	(9.5)
Civil	622	542	584	709	710	88	14.1	578	527	608	633	670	92	15.9
Juvenile	1,442	1,594	1,786	1,573	1,805	363	25.2	1,451	1,370	1,835	1,564	1,746	295	20.3
JU	1,064	1,272	1,454	1,315	1,394	330	31.0	1,094	1,061	1,555	1,259	1,364	270	24.7
CS	378	322	332	258	411	33	8.7	357	309	280	305	382	25	7.0
Total	14,804	13,653	12,179	12,498	10,817	(3,987)	(26.9)	15,342	12,911	12,640	12,569	10,783	(4,559)	(29.7)
<b>Albertville</b>														
Traffic	3,245	2,267	1,967	2,487	1,521	(1,724)	(53.1)	3,434	2,310	2,025	2,558	1,622	(1,812)	(52.8)
Criminal	872	986	942	964	892	20	2.3	1,027	971	894	902	912	(115)	(11.2)
Sm Clms	2,432	2,977	2,305	1,778	1,816	(616)	(25.3)	2,168	2,053	3,038	1,831	1,664	(504)	(23.2)
Civil	334	276	262	308	282	(52)	(15.6)	277	268	280	242	260	(17)	(6.1)
Juvenile	0	0	1	0	0	0	0.0	0	0	1	0	0	0	0.0
JU	0	0	0	0	0	0	0.0	0	0	0	0	0	0	0.0
CS	0	0	1	0	0	0	0.0	0	0	1	0	0	0	0.0
Total	6,883	6,506	5,477	5,537	4,511	(2,372)	(34.5)	6,906	5,602	6,238	5,533	4,458	(2,448)	(35.4)
<b>Guntersville</b>														
Traffic	3,848	2,961	2,430	2,666	1,609	(2,239)	(58.2)	4,150	3,066	2,326	2,820	1,744	(2,406)	(58.0)
Criminal	1,235	1,326	1,086	1,119	971	(264)	(21.4)	1,302	1,375	1,076	1,099	1,012	(290)	(22.3)
Sm Clms	1,108	1,000	1,079	1,202	1,493	385	34.7	1,232	1,239	838	1,162	1,413	181	14.7
Civil	288	266	322	401	428	140	48.6	301	259	328	391	410	109	36.2
Juvenile	1,442	1,594	1,785	1,573	1,805	363	25.2	1,451	1,370	1,834	1,564	1,746	295	20.3
JU	1,064	1,272	1,454	1,315	1,394	330	31.0	1,094	1,061	1,555	1,259	1,364	270	24.7
CS	378	322	331	258	411	33	8.7	357	309	279	305	382	25	7.0
Total	7,921	7,147	6,702	6,961	6,306	(1,615)	(20.4)	8,436	7,309	6,402	7,036	6,325	(2,111)	(25.0)

Table 2: District Court Caseload Statistics, Fiscal Years 1998 - 2002

County	FILINGS					Change 98 - 02		DISPOSITIONS					Change 98 - 02	
	1998	1999	2000	2001	2002	#	%	1998	1999	2000	2001	2002	#	%
<b>Mobile</b>														
Traffic	27,934	24,080	18,232	17,086	16,114	(11,820)	(42.3)	28,476	24,524	17,729	18,774	15,691	(12,785)	(44.9)
Criminal	15,176	14,008	13,969	14,007	14,150	(1,026)	(6.8)	14,997	13,533	13,717	14,165	13,851	(1,146)	(7.6)
Sm Clms	7,960	7,144	7,008	6,259	7,819	(141)	(1.8)	7,619	7,897	6,579	6,303	6,911	(708)	(9.3)
Civil	5,346	5,302	5,368	5,526	5,235	(111)	(2.1)	5,268	4,883	5,396	5,663	4,207	(1,061)	(20.1)
Juvenile	0	0	0	0	0	0	0.0	0	0	0	0	0	0	0.0
JU	0	0	0	0	0	0	0.0	0	0	0	0	0	0	0.0
CS	0	0	0	0	0	0	0.0	0	0	0	0	0	0	0.0
Total	56,416	50,534	44,577	42,878	43,318	(13,098)	(23.2)	56,360	50,837	43,421	44,905	40,660	(15,700)	(27.9)
<b>Monroe</b>														
Traffic	2,269	2,295	2,148	2,214	2,505	236	10.4	2,417	2,190	1,988	2,255	2,423	6	0.2
Criminal	961	762	795	920	1,174	213	22.2	983	794	759	873	1,120	137	13.9
Sm Clms	600	600	678	673	677	77	12.8	481	669	579	590	654	173	36.0
Civil	126	150	129	155	126	0	0.0	99	135	118	113	107	8	8.1
Juvenile	751	746	785	629	519	(232)	(30.9)	727	728	740	601	499	(228)	(31.4)
JU	505	560	609	475	382	(123)	(24.4)	513	557	575	457	360	(153)	(29.8)
CS	246	186	176	154	137	(109)	(44.3)	214	171	165	144	139	(75)	(35.0)
Total	4,707	4,553	4,535	4,591	5,001	294	6.2	4,707	4,516	4,184	4,432	4,803	96	2.0
<b>Montgomery</b>														
Traffic	13,687	13,400	10,937	10,799	7,795	(5,892)	(43.0)	14,309	13,321	11,315	11,251	7,930	(6,379)	(44.6)
Criminal	7,202	7,897	7,723	6,672	5,379	(1,823)	(25.3)	7,013	7,336	7,590	6,510	6,107	(906)	(12.9)
Sm Clms	9,252	8,141	9,159	10,259	9,746	494	5.3	9,355	8,328	8,149	8,508	11,430	2,075	22.2
Civil	4,330	4,224	4,195	4,765	4,856	526	12.1	4,178	4,279	4,125	4,134	4,969	791	18.9
Juvenile	0	0	0	0	0	0	0.0	0	0	0	0	0	0	0.0
JU	0	0	0	0	0	0	0.0	0	0	0	0	0	0	0.0
CS	0	0	0	0	0	0	0.0	0	0	0	0	0	0	0.0
Total	34,471	33,662	32,014	32,495	27,776	(6,695)	(19.4)	34,855	33,264	31,179	30,403	30,436	(4,419)	(12.7)
<b>Morgan</b>														
Traffic	8,574	7,450	5,560	6,472	4,703	(3,871)	(45.1)	8,618	7,289	6,107	6,461	4,773	(3,845)	(44.6)
Criminal	4,061	3,453	4,012	3,255	3,592	(469)	(11.5)	4,257	3,443	4,052	3,192	3,631	(826)	(14.7)
Sm Clms	2,875	3,310	2,766	2,871	3,151	276	9.6	2,965	3,301	2,863	2,933	3,139	174	5.9
Civil	881	872	871	890	859	(22)	(2.5)	936	828	893	934	873	(63)	(6.7)
Juvenile	2,375	1,898	2,129	2,174	2,129	(246)	(10.4)	2,427	1,917	2,069	2,070	2,158	(269)	(11.1)
JU	1,589	1,352	1,332	1,365	1,263	(326)	(20.5)	1,583	1,389	1,337	1,302	1,285	(298)	(18.8)
CS	786	546	797	809	866	80	10.2	844	528	732	768	873	29	3.4
Total	18,766	16,983	15,338	15,662	14,434	(4,332)	(23.1)	19,203	16,778	15,984	15,590	14,574	(4,629)	(24.1)
<b>Perry</b>														
Traffic	2,592	2,913	2,196	3,095	2,418	(174)	(6.7)	2,660	2,686	1,994	2,586	2,126	(534)	(20.1)
Criminal	537	520	640	590	543	6	1.1	538	557	560	626	533	(5)	(0.9)
Sm Clms	276	265	359	630	464	188	68.1	281	263	285	611	568	287	102.1
Civil	56	65	82	83	78	22	39.3	57	64	67	84	81	24	42.1
Juvenile	411	492	425	459	552	141	34.3	436	481	409	418	585	149	34.2
JU	119	118	102	101	155	36	30.3	111	121	113	93	181	70	63.1
CS	292	374	323	358	397	105	36.0	325	360	296	325	404	79	24.3
Total	3,872	4,255	3,702	4,857	4,055	183	4.7	3,972	4,051	3,315	4,325	3,893	(79)	(2.0)
<b>Pickens</b>														
Traffic	3,191	2,980	1,835	2,177	2,504	(687)	(21.5)	3,233	3,082	1,782	2,104	2,421	(812)	(25.1)
Criminal	1,172	1,047	931	1,026	1,076	(96)	(8.2)	1,208	983	1,076	885	1,057	(151)	(12.5)
Sm Clms	509	463	306	395	444	(65)	(12.8)	498	479	333	427	416	(82)	(16.5)
Civil	101	95	74	79	72	(29)	(28.7)	101	93	76	80	78	(23)	(22.8)
Juvenile	832	774	872	948	977	145	17.4	789	781	741	1,008	808	19	2.4
JU	576	529	509	463	411	(165)	(28.6)	543	536	459	478	288	(255)	(47.0)
CS	256	245	363	485	566	310	121.1	246	245	282	530	520	274	111.4
Total	5,805	5,359	4,018	4,625	5,073	(732)	(12.6)	5,829	5,418	4,008	4,504	4,780	(1,049)	(18.0)



Table 2: District Court Caseload Statistics, Fiscal Years 1998 - 2002

County	FILINGS					Change 98 - 02		DISPOSITIONS					Change 98 - 02	
	1998	1999	2000	2001	2002	#	%	1998	1999	2000	2001	2002	#	%
<b>Pike</b>														
Traffic	5,094	4,322	3,685	4,212	3,668	(1,426)	(28.0)	5,075	4,318	3,734	4,237	3,775	(1,300)	(25.6)
Criminal	1,002	1,077	1,005	1,055	1,182	180	18.0	989	999	1,008	1,052	1,219	230	23.3
Sm Clms	954	1,079	1,214	1,174	1,430	476	49.9	943	1,036	1,175	1,232	1,322	379	40.2
Civil	157	174	185	255	274	117	74.5	157	175	191	244	268	111	70.7
Juvenile	1,097	1,144	1,041	964	1,185	88	8.0	1,063	1,153	1,067	901	1,132	69	6.5
JU	453	493	485	441	520	67	14.8	444	482	505	428	508	64	14.4
CS	644	651	556	523	665	21	3.3	619	671	562	473	624	5	0.8
Total	8,304	7,796	7,130	7,660	7,739	(565)	(6.8)	8,227	7,681	7,175	7,666	7,716	(511)	(6.2)
<b>Randolph</b>														
Traffic	1,853	1,674	1,411	1,371	1,253	(600)	(32.4)	1,761	1,780	1,381	1,458	1,270	(491)	(27.9)
Criminal	966	798	1,111	1,026	984	18	1.9	1,016	775	1,074	1,079	1,031	15	1.5
Sm Clms	629	682	854	893	771	142	22.6	642	668	801	928	792	150	23.4
Civil	108	75	93	114	119	11	10.2	102	80	85	108	122	20	19.6
Juvenile	467	394	308	381	474	7	1.5	436	365	331	338	438	2	0.5
JU	383	305	229	240	313	(70)	(18.3)	371	273	251	241	291	(80)	(21.6)
CS	84	89	79	141	161	77	91.7	65	92	80	97	147	82	126.2
Total	4,023	3,623	3,777	3,785	3,601	(422)	(10.5)	3,957	3,668	3,672	3,911	3,653	(304)	(7.7)
<b>Russell</b>														
Traffic	3,620	3,663	3,127	3,634	3,835	215	5.9	3,423	3,837	3,041	3,495	3,719	296	8.6
Criminal	2,540	3,110	3,096	3,096	2,633	93	3.7	2,400	3,026	3,052	2,869	2,802	402	16.8
Sm Clms	1,141	957	979	977	1,130	(11)	(1.0)	1,136	993	869	1,122	1,145	9	0.8
Civil	527	541	546	636	653	126	23.9	500	504	557	685	666	166	33.2
Juvenile	2,106	2,154	1,857	1,941	2,531	425	20.2	2,088	2,072	1,932	1,914	2,519	431	20.6
JU	1,518	1,453	1,170	1,271	1,736	218	14.4	1,488	1,488	1,178	1,173	1,678	190	12.8
CS	588	701	687	670	795	207	35.2	600	584	754	741	841	241	40.2
Total	9,934	10,425	9,605	10,284	10,782	848	8.5	9,547	10,432	9,451	10,085	10,851	1,304	13.7
<b>St. Clair</b>														
Traffic	6,614	5,766	4,050	5,093	9,118	2,504	37.9	6,210	6,186	4,032	5,121	7,815	1,605	25.8
Criminal	1,992	1,937	1,845	2,008	2,377	385	19.3	1,975	1,908	1,887	1,906	2,342	367	18.6
Sm Clms	902	945	880	792	983	81	9.0	855	950	891	789	871	16	1.9
Civil	306	326	321	381	345	39	12.7	275	334	331	352	314	39	14.2
Juvenile	698	839	879	1,129	2,091	1,393	199.6	593	685	785	1,007	2,079	1,486	250.6
JU	483	568	661	813	1,571	1,088	225.3	447	515	610	833	1,634	1,187	265.5
CS	215	271	218	316	520	305	141.9	146	170	175	174	445	299	204.8
Total	10,512	9,813	7,975	9,403	14,914	4,402	41.9	9,908	10,063	7,926	9,175	13,421	3,513	35.5
<b>Ashville</b>														
Traffic	2,511	2,080	1,428	2,166	1,586	(925)	(36.8)	2,325	2,355	1,364	2,168	1,492	(833)	(35.8)
Criminal	699	663	616	813	677	(22)	(3.1)	662	642	637	725	703	41	6.2
Sm Clms	289	211	252	244	411	122	42.2	269	221	253	221	384	115	42.8
Civil	100	115	136	151	148	48	48.0	88	124	125	151	137	49	55.7
Juvenile	195	260	294	386	832	637	326.7	171	238	293	350	715	544	318.1
JU	122	176	237	287	594	472	386.9	117	165	233	289	555	438	374.4
CS	73	84	57	99	238	165	226.0	54	73	60	61	160	106	196.3
Total	3,794	3,329	2,726	3,760	3,654	(140)	(3.7)	3,515	3,580	2,672	3,615	3,431	(84)	(2.4)
<b>Pell City Division</b>														
Traffic	4,103	3,686	2,622	2,927	7,532	3,429	83.6	3,885	3,831	2,668	2,953	6,323	2,438	62.8
Criminal	1,293	1,274	1,229	1,195	1,700	407	31.5	1,313	1,266	1,250	1,181	1,639	326	24.8
Sm Clms	613	734	628	548	572	(41)	(6.7)	586	729	638	568	487	(99)	(16.9)
Civil	206	211	185	230	197	(9)	(4.4)	187	210	206	201	177	(10)	(5.3)
Juvenile	503	579	585	743	1,259	756	150.3	422	447	492	657	1,364	942	223.2
JU	361	392	424	526	977	616	170.6	330	350	377	544	1,079	749	227.0
CS	142	187	161	217	282	140	98.6	92	97	115	113	285	193	209.8
Total	6,718	6,484	5,249	5,643	11,260	4,542	67.6	6,393	6,483	5,254	5,560	9,990	3,597	56.3

Table 2: District Court Caseload Statistics, Fiscal Years 1998 - 2002

County	FILINGS					Change 98 - 02		DISPOSITIONS					Change 98 - 02	
	1998	1999	2000	2001	2002	#	%	1998	1999	2000	2001	2002	#	%
<b>Shelby</b>														
Traffic	5,779	5,588	4,424	5,552	5,528	(251)	(4.3)	5,833	5,330	4,626	5,464	5,249	(584)	(10.0)
Criminal	3,527	3,357	4,265	4,137	4,812	1,285	36.4	3,185	3,257	3,509	3,946	4,824	1,639	51.5
Sm Clms	1,302	1,316	1,433	1,637	1,539	237	18.2	1,359	1,326	1,483	1,590	1,407	48	3.5
Civil	596	662	745	748	843	247	41.4	556	597	662	728	776	220	39.6
Juvenile	1,390	1,511	1,341	1,445	1,716	326	23.5	1,452	1,547	1,313	1,331	1,637	185	12.7
JU	924	973	946	993	1,126	202	21.9	944	1,010	887	1,019	1,074	130	13.8
CS	466	538	395	452	590	124	26.6	508	537	426	312	563	55	10.8
Total	12,594	12,434	12,208	13,519	14,438	1,844	14.6	12,385	12,057	11,593	13,059	13,893	1,508	12.2
<b>Sumter</b>														
Traffic	2,812	3,126	2,679	2,585	1,572	(1,240)	(44.1)	2,469	3,242	2,746	2,593	1,718	(751)	(30.4)
Criminal	594	591	638	436	516	(78)	(13.1)	641	584	616	469	492	(149)	(23.2)
Sm Clms	489	364	425	381	335	(154)	(31.5)	481	491	476	405	354	(127)	(26.4)
Civil	61	68	63	43	52	(9)	(14.8)	49	79	69	42	44	(5)	(10.2)
Juvenile	596	609	444	525	629	33	5.5	589	502	524	402	585	(4)	(0.7)
JU	169	138	127	111	98	(71)	(42.0)	154	125	126	89	104	(50)	(32.5)
CS	427	471	317	414	531	104	24.4	435	377	398	313	481	46	10.6
Total	4,552	4,758	4,249	3,970	3,104	(1,448)	(31.8)	4,229	4,898	4,431	3,911	3,193	(1,036)	(24.5)
<b>Talladega</b>														
Traffic	7,654	9,140	7,909	6,114	4,662	(2,992)	(39.1)	7,526	8,999	7,892	6,529	4,719	(2,807)	(37.3)
Criminal	2,403	2,689	2,197	2,927	2,807	404	16.8	2,310	2,664	2,104	2,901	2,802	492	21.3
Sm Clms	1,649	1,476	1,586	1,455	1,490	(159)	(9.6)	1,559	1,368	1,630	1,370	1,490	(69)	(4.4)
Civil	439	497	521	509	465	26	5.9	394	446	491	470	468	74	18.8
Juvenile	3,092	2,838	2,473	2,315	2,339	(753)	(24.4)	3,223	2,575	2,747	1,980	1,966	(1,257)	(39.0)
JU	1,919	1,460	1,340	1,193	1,017	(902)	(47.0)	1,792	1,430	1,330	1,164	990	(802)	(44.8)
CS	1,173	1,378	1,133	1,122	1,322	149	12.7	1,431	1,145	1,417	816	976	(455)	(31.8)
Total	15,237	16,640	14,686	13,320	11,763	(3,474)	(22.8)	15,012	16,052	14,864	13,250	11,445	(3,567)	(23.8)
<b>Northern</b>														
Traffic	5,615	6,724	5,530	4,436	3,177	(2,438)	(43.4)	5,504	6,661	5,528	4,832	3,186	(2,318)	(42.1)
Criminal	1,233	1,232	1,176	1,415	1,476	243	19.7	1,251	1,144	1,101	1,528	1,457	206	16.5
Sm Clms	644	579	545	601	735	91	14.1	532	461	731	487	608	76	14.3
Civil	224	272	270	269	266	42	18.8	174	234	278	238	261	87	50.0
Juvenile	1,772	1,518	1,303	1,281	1,409	(363)	(20.5)	1,859	1,357	1,465	940	1,338	(521)	(28.0)
JU	1,110	730	661	635	630	(480)	(43.2)	1,035	735	667	565	652	(383)	(37.0)
CS	662	788	642	646	779	117	17.7	824	622	798	375	686	(138)	(16.7)
Total	9,488	10,325	8,824	8,002	7,063	(2,425)	(25.6)	9,320	9,857	9,103	8,025	6,850	(2,470)	(26.5)
<b>Southern</b>														
Traffic	2,039	2,416	2,379	1,678	1,485	(554)	(27.2)	2,022	2,338	2,364	1,697	1,533	(489)	(24.2)
Criminal	1,170	1,457	1,021	1,512	1,331	161	13.8	1,059	1,520	1,003	1,373	1,345	286	27.0
Sm Clms	1,005	897	1,041	854	755	(250)	(24.9)	1,027	907	899	883	882	(145)	(14.1)
Civil	215	225	251	240	199	(16)	(7.4)	220	212	213	232	207	(13)	(5.9)
Juvenile	1,320	1,320	1,170	1,034	930	(390)	(29.5)	1,364	1,218	1,282	1,040	628	(736)	(54.0)
JU	809	730	679	558	387	(422)	(52.2)	757	695	663	599	338	(419)	(55.4)
CS	511	590	491	476	543	32	6.3	607	523	619	441	290	(317)	(52.2)
Total	5,749	6,315	5,862	5,318	4,700	(1,049)	(18.2)	5,692	6,195	5,761	5,225	4,595	(1,097)	(19.3)
<b>Tallapoosa</b>														
Traffic	2,510	2,604	2,897	2,992	3,443	933	37.2	2,574	2,531	2,804	2,935	3,260	686	26.7
Criminal	2,170	1,631	1,752	1,777	1,880	(290)	(13.4)	2,309	1,702	1,594	1,722	1,676	(633)	(27.4)
Sm Clms	1,028	972	1,005	970	880	(148)	(14.4)	895	1,089	831	864	850	(45)	(5.0)
Civil	407	356	436	446	561	154	37.8	358	389	398	374	519	161	45.0
Juvenile	1,266	1,104	1,013	1,018	1,419	153	12.1	1,252	1,104	956	1,012	1,247	(5)	(0.4)
JU	717	570	581	560	883	166	23.2	723	649	594	587	780	57	7.9
CS	549	534	432	458	536	(13)	(2.4)	529	455	362	425	467	(62)	(11.7)
Total	7,381	6,667	7,103	7,203	8,183	802	10.9	7,388	6,815	6,583	6,907	7,552	164	2.2
<b>Dadeville</b>														
Traffic	1,428	1,302	1,479	1,577	2,270	842	59.0	1,373	1,281	1,521	1,454	1,988	615	44.8
Criminal	947	765	842	748	841	(106)	(11.2)	953	775	788	659	726	(227)	(23.8)
Sm Clms	393	360	294	274	345	(48)	(12.2)	341	370	309	290	283	(58)	(17.0)
Civil	124	98	80	102	85	(39)	(31.5)	97	88	94	85	71	(26)	(26.8)
Juvenile	504	442	378	372	613	109	21.6	506	387	368	417	551	45	8.9
JU	256	193	166	177	380	124	48.4	257	198	192	202	347	90	35.0
CS	248	249	212	195	233	(15)	(6.0)	249	189	176	215	204	(45)	(18.1)
Total	3,396	2,967	3,073	3,073	4,154	758	22.3	3,270	2,901	3,080	2,905	3,619	349	10.7



Table 2: District Court Caseload Statistics, Fiscal Years 1998 - 2002

County	FILINGS					Change 98 - 02		DISPOSITIONS					Change 98 - 02	
	1998	1999	2000	2001	2002	#	%	1998	1999	2000	2001	2002	#	%
<b>Alex City</b>														
Traffic	1,082	1,302	1,418	1,415	1,173	91	8.4	1,201	1,250	1,283	1,481	1,272	71	5.9
Criminal	1,223	866	910	1,029	1,039	(184)	(15.0)	1,356	927	806	1,063	950	(406)	(29.9)
Sm Clms	635	612	711	696	535	(100)	(15.7)	554	719	522	574	567	13	2.3
Civil	283	258	356	344	476	193	68.2	261	301	304	289	448	187	71.6
Juvenile	762	662	635	646	806	44	5.8	746	717	588	595	696	(50)	(6.7)
JU	461	377	415	383	503	42	9.1	466	451	402	385	433	(33)	(7.1)
CS	301	285	220	263	303	2	0.7	280	266	186	210	263	(17)	(6.1)
Total	3,985	3,700	4,030	4,130	4,029	44	1.1	4,118	3,914	3,503	4,002	3,933	(185)	(4.5)
<b>Tuscaloosa</b>														
Traffic	16,794	15,594	11,492	15,411	16,590	(204)	(1.2)	16,420	15,767	12,147	14,541	16,469	49	0.3
Criminal	9,173	9,244	8,099	7,686	8,082	(1,091)	(11.9)	9,194	8,926	8,465	7,689	7,991	(1,203)	(13.1)
Sm Clms	5,560	5,079	4,534	4,598	4,414	(1,146)	(20.6)	5,368	5,520	4,494	4,489	4,519	(849)	(15.8)
Civil	1,278	1,455	1,345	1,747	1,541	263	20.6	1,302	1,471	1,437	1,653	1,622	320	24.6
Juvenile	0	0	0	0	0	0	0.0	0	0	0	0	0	0	0.0
JU	0	0	0	0	0	0	0.0	0	0	0	0	0	0	0.0
CS	0	0	0	0	0	0	0.0	0	0	0	0	0	0	0.0
Total	32,805	31,372	25,470	29,442	30,627	(2,178)	(6.6)	32,284	31,684	26,543	28,372	30,601	(1,683)	(5.2)
<b>Walker</b>														
Traffic	6,045	5,399	4,709	4,719	4,323	(1,722)	(28.5)	5,509	6,184	4,222	4,794	4,348	(1,161)	(21.1)
Criminal	2,635	2,701	2,765	2,702	3,002	367	13.9	2,762	2,629	2,585	2,515	2,511	(251)	(9.1)
Sm Clms	1,049	830	972	807	969	(80)	(7.6)	1,005	874	822	829	925	(80)	(8.0)
Civil	344	358	400	461	422	78	22.7	335	349	371	448	422	87	26.0
Juvenile	382	277	337	422	567	185	48.4	382	279	270	331	487	105	27.5
JU	0	0	0	0	0	0	0.0	0	0	0	0	0	0	0.0
CS	382	277	337	422	567	185	48.4	382	279	270	331	487	105	27.5
Total	10,455	9,565	9,183	9,111	9,283	(1,172)	(11.2)	9,993	10,315	8,270	8,917	8,693	(1,300)	(13.0)
<b>Washington</b>														
Traffic	2,957	2,841	2,380	1,711	2,267	(690)	(23.3)	2,905	2,955	2,432	1,680	2,265	(640)	(22.0)
Criminal	853	885	1,008	1,051	1,092	239	28.0	857	861	1,027	957	985	128	14.9
Sm Clms	422	355	370	482	367	(55)	(13.0)	456	350	315	454	341	(115)	(25.2)
Civil	64	78	79	80	58	(6)	(9.4)	58	64	79	70	43	(15)	(25.9)
Juvenile	454	481	473	424	457	3	0.7	393	455	381	567	372	(21)	(5.3)
JU	182	158	139	141	147	(35)	(19.2)	175	173	128	143	141	(34)	(19.4)
CS	272	323	334	283	310	38	14.0	218	282	253	424	231	13	6.0
Total	4,750	4,640	4,310	3,748	4,241	(509)	(10.7)	4,669	4,685	4,234	3,728	4,006	(663)	(14.2)
<b>Wilcox</b>														
Traffic	1,963	2,219	1,193	1,605	1,909	(54)	(2.8)	1,751	2,325	1,246	1,621	1,887	136	7.8
Criminal	584	595	655	787	697	113	19.3	581	604	579	705	753	172	29.6
Sm Clms	272	293	229	249	301	29	10.7	250	286	228	278	298	48	19.2
Civil	56	60	74	68	68	12	21.4	45	52	75	72	53	8	17.8
Juvenile	490	451	608	714	534	44	9.0	356	242	535	382	384	28	7.9
JU	251	350	379	394	264	13	5.2	223	229	249	178	132	(91)	(40.8)
CS	239	101	229	320	270	31	13.0	133	13	286	204	252	119	89.5
Total	3,365	3,618	2,759	3,423	3,509	144	4.3	2,983	3,509	2,663	3,058	3,375	392	13.1
<b>Winston</b>														
Traffic	3,393	2,418	1,898	2,775	2,501	(892)	(26.3)	3,250	2,552	1,860	2,842	2,618	(632)	(19.4)
Criminal	1,426	1,271	980	923	1,016	(410)	(28.8)	1,493	1,278	1,037	957	889	(604)	(40.5)
Sm Clms	438	618	547	499	411	(27)	(6.2)	424	592	504	504	380	(44)	(10.4)
Civil	86	121	127	114	125	39	45.3	123	106	112	107	124	1	0.8
Juvenile	358	368	222	200	222	(136)	(38.0)	355	282	275	170	206	(149)	(42.0)
JU	248	250	154	133	149	(99)	(39.9)	236	216	158	108	149	(87)	(36.9)
CS	110	118	68	67	73	(37)	(33.6)	119	66	117	62	57	(62)	(52.1)
Total	5,701	4,796	3,774	4,511	4,275	(1,426)	(25.0)	5,645	4,810	3,788	4,580	4,217	(1,428)	(25.3)

Table 2: District Court Caseload Statistics, Fiscal Years 1998 - 2002

County	FILINGS					Change 98 - 02		DISPOSITIONS					Change 98 - 02	
	1998	1999	2000	2001	2002	#	%	1998	1999	2000	2001	2002	#	%
<b>Alabama</b>														
Traffic	407,947	371,196	325,222	334,977	312,411	(95,536)	(23.4)	397,866	378,024	320,599	339,580	309,191	(88,675)	(22.3)
Criminal	171,646	172,949	173,300	176,649	176,830	5,184	3.0	169,207	172,425	168,045	175,068	175,014	5,807	3.4
Sm Clms	112,794	109,283	105,648	99,945	106,752	(6,042)	(5.4)	109,831	110,073	101,669	100,991	105,823	(4,008)	(3.6)
Civil	38,512	39,612	40,329	42,376	41,560	3,048	7.9	37,442	38,602	39,779	41,130	40,268	2,826	7.5
Juvenile	56,579	52,145	52,776	53,822	58,361	1,782	3.1	54,656	50,312	50,956	51,249	54,085	(571)	(1.0)
JU	34,997	32,338	32,252	32,335	33,570	(1,427)	(4.1)	34,137	31,686	31,479	31,509	32,185	(1,952)	(5.7)
CS	21,582	19,807	20,524	21,487	24,791	3,209	14.9	20,519	18,626	19,477	19,740	21,900	1,381	6.7
Total	787,478	745,185	697,275	707,769	695,914	(91,564)	(11.6)	769,002	749,436	681,048	708,018	684,381	(84,621)	(11.0)

Table 3: Jury Trials as a Percent of Case Dispositions, Fiscal Years 2001 & 2002

Circuit/Counties		FY 2001 Civil			FY 2001 Criminal			FY 2002 Civil			FY 2002 Criminal		
		Trials	Dispositions	%	Trials	Dispositions	%	Trials	Dispositions	%	Trials	Dispositions	%
1st	Choctaw, Clarke & Washington	8	660	1.2%	5	833	0.6%	4	598	0.7%	12	716	1.7%
2nd	Butler, Crenshaw & Lowndes	3	489	0.6%	13	571	2.3%	5	496	1.0%	10	606	1.7%
3rd	Barbour & Bullock	10	606	1.7%	11	788	1.4%	4	611	0.7%	11	972	1.1%
4th	Bibb, Dallas, Hale, Perry & Wilcox,	11	1,185	0.9%	30	914	3.3%	12	1,065	1.1%	28	1,205	2.3%
5th	Chambers, Macon, Randolph & Tallapoosa	9	1,069	0.8%	24	1,343	1.8%	23	1,023	2.2%	42	1,252	3.4%
6th	Tuscaloosa	38	1,606	2.4%	51	3,488	1.5%	34	1,823	1.9%	33	2,858	1.2%
7th	Calhoun & Cleburne	12	1,242	1.0%	20	2,260	0.9%	13	1,298	1.0%	23	2,606	0.9%
8th	Morgan	13	1,080	1.2%	48	1,803	2.7%	11	1,064	1.0%	32	1,815	1.8%
9th	Cherokee & Dekalb	7	704	1.0%	7	1,821	0.4%	3	673	0.4%	8	1,963	0.4%
10th	Birmingham	170	7,594	2.2%	372	9,572	3.9%	137	8,538	1.6%	309	8,984	3.4%
	Bessemer	22	1,422	1.5%	37	2,101	1.8%	9	1,543	0.6%	45	1,847	7.5%
11th	Lauderdale	20	841	2.4%	28	535	5.2%	16	762	2.1%	41	546	1.5%
12th	Coffee & Pike	13	858	1.5%	31	1,218	2.5%	9	798	1.1%	21	1,372	2.1%
13th	Mobile	91	4,486	2.0%	92	6,886	1.3%	76	4,544	1.7%	138	6,585	0.3%
14th	Walker	7	823	0.9%	0	924	0.0%	9	907	1.0%	2	678	2.7%
15th	Montgomery	40	3,560	1.1%	64	2,743	2.3%	35	3,792	0.9%	68	2,494	1.0%
16th	Etowah	20	1,541	1.3%	39	1,736	2.2%	22	1,745	1.3%	23	2,214	1.9%
17th	Greene, Marengo & Sumter	7	523	1.3%	20	633	3.2%	6	509	1.2%	12	637	0.9%
18th	Shelby	22	1,129	1.9%	18	2,036	0.9%	11	1,433	0.8%	18	1,949	1.8%
19th	Autauga, Chilton & Elmore	14	1,377	1.0%	39	1,789	2.2%	12	1,435	0.8%	33	1,809	2.9%
20th	Henry & Houston	11	1,106	1.0%	72	2,456	2.9%	11	1,123	1.0%	82	2,865	1.3%
21st	Escambia	9	454	2.0%	11	692	1.6%	8	350	2.3%	10	754	7.6%
22nd	Covington	13	313	4.2%	35	470	7.4%	6	304	2.0%	43	563	0.8%
23rd	Madison	27	2,668	1.0%	46	4,947	0.9%	44	2,954	1.5%	41	4,939	0.5%
24th	Fayette, Lamar & Pickens	4	463	0.9%	4	847	0.5%	11	496	2.2%	4	756	2.2%
25th	Marion & Winston	10	468	2.1%	10	357	2.8%	4	432	0.9%	9	417	1.5%
26th	Russell	11	572	1.9%	41	1,350	3.0%	8	610	1.3%	33	2,137	1.3%
27th	Marshall	6	734	0.8%	9	1,001	0.9%	5	822	0.6%	15	1,128	2.7%
28th	Baldwin	38	1,199	3.2%	71	2,843	2.5%	54	1,262	4.3%	85	3,105	1.6%
29th	Talladega	7	768	0.9%	15	974	1.5%	6	794	0.8%	16	976	0.9%
30th	Blount & St Clair*	14	894	1.6%	4	1,396	0.3%	7	648	1.1%	10	1,054	1.4%
31st	Colbert	9	509	1.8%	17	671	2.5%	14	536	2.6%	7	503	1.4%
32nd	Cullman	6	841	0.7%	14	728	1.9%	4	865	0.5%	9	661	1.6%
33rd	Dale & Geneva	7	580	1.2%	25	977	2.6%	7	675	1.0%	16	992	1.6%
34th	Franklin	5	343	1.5%	10	416	2.4%	5	339	1.5%	10	415	2.4%
35th	Conecuh & Monroe	5	322	1.6%	19	444	4.3%	8	426	1.9%	33	398	8.3%
36th	Lawrence	11	315	3.5%	8	500	1.6%	2	297	0.7%	4	702	0.6%
37th	Lee	15	743	2.0%	39	1,188	3.3%	13	722	1.8%	37	1,329	2.8%
38th	Jackson	5	446	1.1%	6	1,148	0.5%	4	426	0.9%	7	1,524	0.5%
39th	Limestone	8	566	1.4%	8	1,047	0.8%	5	441	1.1%	1	1,152	0.1%
40th	Clay & Coosa	1	170	0.6%	14	622	2.3%	0	131	0.0%	5	528	0.9%
41st	Blount*							0	341	0.0%	11	609	1.8%
Statewide Totals		759	47,269	1.6%	1,427	69,068	2.1%	677	49,651	1.4%	1,397	70,615	2.0%

Note: includes jury begun no verdict

\* In June 2001, the 30th Circuit was split to form two circuits - the 30th Circuit (St. Clair County) and the 41st Circuit (Blount County).

Table 4: Jury Expenses, Fiscal Years 1998 - 2002

Circuit/Counties		FY 1998		FY 1999		FY 2000		FY 2001		FY 2002	
		Trials	Expenses	Trials	Expenses	Trials	Expenses	Trials	Expenses	Trials	Expenses
1st	Choctaw, Clarke & Washington	16	\$28,020	32	\$25,260	32	\$28,160	16	\$24,080	23	\$24,520
2nd	Butler, Crenshaw & Lowndes	30	20,410	36	21,500	28	14,640	23	14,270	21	7,540
3rd	Barbour & Bullock	37	17,680	38	16,530	40	21,890	21	16,830	16	13,160
4th	Bibb, Dallas, Hale, Perry & Wilcox,	54	56,490	66	63,180	49	54,820	47	53,690	49	53,140
5th	Chambers, Macon, Randolph & Tallapoosa	55	80,460	80	77,210	56	61,720	39	60,200	65	76,890
6th	Tuscaloosa	106	72,240	146	69,650	153	61,790	149	64,770	124	58,990
7th	Calhoun & Cleburne	49	48,800	53	52,100	55	36,540	35	38,040	36	33,880
8th	Morgan	78	47,070	64	39,880	74	36,790	78	36,500	52	30,490
9th	Cherokee & Dekalb	21	17,780	19	14,530	26	17,970	21	15,860	11	11,260
10th	Birmingham	589	483,120	753	504,100	628	402,120	584	409,560	480	363,080
	Bessemer	83	77,710	72	81,530	90	92,520	62	81,870	58	60,560
11th	Lauderdale	46	28,550	60	31,600	67	30,230	69	24,810	84	26,540
12th	Coffee & Pike	35	26,240	82	22,600	36	27,960	46	24,960	30	24,130
13th	Mobile	274	221,530	309	199,920	321	187,690	212	158,530	260	153,400
14th	Walker	19	21,200	11	26,350	9	20,020	7	24,350	11	18,830
15th	Montgomery	165	168,880	173	193,600	169	164,000	111	123,980	111	115,140
16th	Etowah	80	78,600	81	77,290	55	56,340	67	57,200	44	78,580
17th	Greene, Marengo & Sumter	21	20,670	26	16,730	25	14,910	33	15,880	20	17,510
18th	Shelby	48	37,280	42	35,280	49	38,470	40	33,670	29	28,290
19th	Autauga, Chilton & Elmore	59	51,880	79	48,480	77	38,080	95	40,940	85	31,050
20th	Henry & Houston	107	105,520	70	103,740	111	105,710	100	95,900	102	89,840
21st	Escambia	13	13,430	14	9,780	17	9,340	21	11,750	18	9,680
22nd	Covington	46	32,150	62	28,660	58	26,450	57	23,220	68	25,290
23rd	Madison	150	93,240	131	99,020	96	90,620	74	91,610	96	77,850
24th	Fayette, Lamar & Pickens	18	21,110	14	15,060	10	11,990	9	12,650	19	14,000
25th	Marion & Winston	14	20,790	19	21,430	20	23,660	20	20,580	13	21,150
26th	Russell	51	45,850	76	43,770	89	42,080	66	26,420	54	20,340
27th	Marshall	22	33,330	29	33,430	20	35,910	15	27,030	19	28,910
28th	Baldwin	188	85,510	236	95,110	193	96,660	117	91,060	153	88,750
29th	Talladega	36	20,360	39	24,330	44	22,920	26	18,870	26	19,770
30th	Blount & St Clair*	35	35,310	84	34,280	57	31,910	37	29,740	47	22,520
31st	Colbert	23	28,050	22	24,230	13	11,090	26	13,000	21	17,660
32nd	Cullman	20	17,770	29	18,930	24	20,000	26	20,000	14	19,170
33rd	Dale & Geneva	30	30,180	34	22,330	18	17,070	38	27,210	26	23,530
34th	Franklin	25	12,370	31	12,310	13	8,900	15	8,730	15	8,200
35th	Conecuh & Monroe	20	17,130	20	17,310	16	16,650	24	15,200	41	41,460
36th	Lawrence	13	9,500	18	10,790	22	9,610	22	10,990	17	9,660
37th	Lee	44	30,420	45	32,070	55	34,390	58	33,880	50	30,800
38th	Jackson	13	15,300	23	16,550	26	13,500	13	12,140	12	13,030
39th	Limestone	28	19,260	26	25,450	20	20,130	18	20,810	6	14,210
40th	Clay & Coosa	6	15,440	13	12,780	4	9,690	16	7,550	6	6,730
41st	Blount*									19	15,740
Statewide Totals		2,767	\$2,306,630	3,257	\$2,318,680	2,965	\$2,064,940	2,553	\$1,938,330	2,451	\$1,845,270

Note: includes jury begun no verdict

\* In June 2001, the 30th Circuit was split to form two circuits - the 30th Circuit (St. Clair County) and the 41st Circuit (Blount County).

Table 5: Jury Cost Per Trial, Fiscal Years 1998 - 2002

Circuit/Counties		Jury Cost Per Trial					% Change	
		FY 1998	FY 1999	FY 2000	FY 2001	FY 2002	1998-2002	2001-2002
1st	Choctaw, Clarke & Washington	\$1,751	\$789	\$880	\$1,505	\$1,066	-64.2%	-41.2%
2nd	Butler, Crenshaw & Lowndes	680	597	524	620	359	-89.4%	-72.7%
3rd	Barbour & Bullock	478	435	547	801	823	41.9%	2.6%
4th	Bibb, Dallas, Hale, Perry & Wilcox,	1,046	957	1,118	1,142	1,084	3.5%	-5.3%
5th	Chambers, Macon, Randolph & Tallapoosa	1,463	965	1,102	1,544	1,183	-23.7%	-30.5%
6th	Tuscaloosa	682	477	401	435	476	-43.4%	8.6%
7th	Calhoun & Cleburne	996	983	664	1,087	941	-5.8%	-15.5%
8th	Morgan	603	623	497	468	586	-2.8%	20.2%
9th	Cherokee & Dekalb	847	765	719	755	1,024	17.3%	26.2%
10th	Birmingham	820	669	641	697	756	-8.4%	7.9%
	Bessemer	936	1,132	1,028	1,300	1,044	10.4%	-24.5%
11th	Lauderdale	621	527	451	360	316	-96.6%	-13.8%
12th	Coffee & Pike	750	276	777	543	804	6.8%	32.5%
13th	Mobile	809	647	587	744	590	-37.1%	-26.1%
14th	Walker	1,116	2,395	2,224	3,479	1,712	34.8%	-103.2%
15th	Montgomery	1,024	1,119	965	1,127	1,037	1.3%	-8.7%
16th	Etowah	983	954	1,024	854	1,786	45.0%	52.2%
17th	Greene, Marengo & Sumter	984	643	596	481	876	-12.4%	45.0%
18th	Shelby	777	840	769	842	976	20.4%	13.7%
19th	Autauga, Chilton & Elmore	879	614	495	431	365	-140.6%	-18.0%
20th	Henry & Houston	986	1,482	944	950	881	-11.9%	-7.8%
21st	Escambia	1,033	699	549	560	538	-92.1%	-4.0%
22nd	Covington	699	462	464	407	372	-87.9%	-9.5%
23rd	Madison	622	756	934	1,255	811	23.3%	-54.8%
24th	Fayette, Lamar & Pickens	1,173	1,076	1,199	1,406	737	-59.2%	-90.8%
25th	Marion & Winston	1,485	1,128	1,245	1,029	1,627	8.7%	36.8%
26th	Russell	899	576	478	400	377	-138.7%	-6.3%
27th	Marshall	1,515	1,153	1,795	1,802	1,522	0.4%	-18.4%
28th	Baldwin	455	403	503	785	580	21.6%	-35.3%
29th	Talladega	566	624	521	726	760	25.6%	4.6%
30th	St Clair	1,008	408	550	783	479	-110.4%	-63.4%
31st	Colbert	1,220	1,101	853	500	841	-45.1%	40.5%
32nd	Cullman	889	653	833	769	1,369	35.1%	43.8%
33rd	Dale & Geneva	1,006	657	948	716	905	-11.2%	20.9%
34th	Franklin	495	397	685	582	547	9.5%	-6.5%
35th	Conecuh & Monroe	857	866	1,043	633	1,011	15.3%	37.4%
36th	Lawrence	731	599	437	500	568	-28.6%	12.1%
37th	Lee	691	713	625	584	616	-12.2%	5.2%
38th	Jackson	1,177	720	519	934	1,086	-8.4%	14.0%
39th	Limestone	688	979	1,007	1,156	2,368	70.9%	51.2%
40th	Clay & Coosa	2,473	983	2,423	472	1,122	-120.5%	57.9%
41st	Blount					828	100.0%	100.0%
State Jury Cost Per Trial		\$834	\$712	\$697	\$758	\$753	-10.8%	-0.7%

\* In June 2001, the 30th Circuit was split to form two circuits - the 30th Circuit (St. Clair County) and the 41st Circuit (Blount County).

Table 6: Municipal Court Caseload Statistics, FY 2002

Municipal Court Statistics	Population	Traffic Filings 2002	Non Traffic Filings 2002	Total Filings 2002	Traffic Dispositions 2002	Non Traffic Dispositions 2002	Total Dispositions 2002
<b>AUTAUGA</b>							
Prattville	28,000	5,614	1,340	6,954	5,526	1,216	6,742
<b>BALDWIN</b>							
Bay Minette	8,000						
Daphne	20,289	4,990	561	5,551	5,594	649	6,243
Elberta	1,200	1,514	153	1,667	1,011	66	1,077
Fairhope	12,000	1,650	455	2,105	1,277	322	1,599
Foley	4,937	4,400	2,050	6,450	4,183	1,846	6,029
Gulf Shores	5,050	2,939	864	3,803	2,873	821	3,694
Loxley	1,348	1,270	230	1,500	1,301	212	1,513
Orange Beach	4,500	1,090	258	1,348	983	301	1,284
Robertsdale	2,401	2,453	364	2,817	2,898	333	3,231
Silver Hill	630	763	71	834	675	67	742
Spanish Fort	5,423	887	55	942	617	20	637
Summerdale	655	1,884	248	2,132	1,836	200	2,036
<b>BARBOUR</b>							
Eufaula	15,000	2,175	724	2,899	2,320	755	3,075
<b>BIBB</b>							
Brent	4,447	1,161	216	1,377	999	145	1,144
Centreville	2,508						
North Bibb	1,000						
West Blocton	1,463						
Woodstock	986	851	292	1,143	848	65	913
<b>BLOUNT</b>							
Altoona	960	84	51	135	87	34	121
Blountsville	1,768	1,084	374	1,458	848	285	1,133
Cleveland	487						
Oneonta	4,844						
Snead	832	497	119	616	348	80	428
<b>CALHOUN</b>							
Anniston	26,634	7,780	3,265	11,045	7,345	3,017	10,362
Jacksonville	18,283	2,303	595	2,898	2,343	605	2,948
Ohatchee	1,215	918	73	991	837	62	899
Oxford	14,500	637	880	1,517	662	1,010	1,672
Piedmont	5,700	703	251	954	643	217	860
<b>CHEROKEE</b>							
Centre	2,351	813	236	1,049	731	206	937
<b>CHILTON</b>							
Clanton	8,000	1,332	642	1,974	1,059	501	1,560
Jemison	1,898	531	200	731	509	171	680
Maplesville	675	716	112	828	658	95	753
Thorsby	1,820						
<b>CHOCTAW</b>							
Butler	1,975	389	126	515	216	29	245
Gilbertown	350						
Lisman	638						
Pennington	302	178	11	189		unk	
Silas	558	11	22	33	39	3	42
Toxey		6	0	6	6	0	6



Table 6: Municipal Court Caseload Statistics, FY 2002

Municipal Court Statistics	Population	Traffic Filings 2002	Non Traffic Filings 2002	Total Filings 2002	Traffic Dispositions 2002	Non Traffic Dispositions 2002	Total Dispositions 2002
<b>CLARKE</b>							
Coffeeville	360	78	26	104	63	17	80
Fulton	600	15	0	15	0	0	0
Grove Hill	1,551						
Jackson	5,419						
Thomasville	5,000	1,556	258	1,814	1,512	237	1,749
<b>CLAY</b>							
Ashland	1,965	1,086	88	1,174	1,065	101	1,166
Lineville	2,401	690	185	875	659	180	839
<b>CLEBURNE</b>							
Ranburne	447						
<b>COFFEE</b>							
Enterprise	21,178	1,908	1,197	3,105	1,608	950	2,558
New Brockton	1,185						
<b>COLBERT</b>							
Cherokee	1,500	407	50	457	295	41	336
Leighton	1,000		unk			unk	
Littleville	1,000						
Muscle Shoals	11,924	1,976	540	2,516	159	unk	159
Sheffield	11,091						
Tuscumbia	10,000	1,432	352	1,784	1,226	226	1,452
<b>CONECUH</b>							
Castleberry	600						
Evergreen	3,630	1,195	257	1,452	1,129	165	1,294
Repton	450						
<b>COOSA</b>							
Goodwater	1,895						
<b>COVINGTON</b>							
Andalusia	10,000	1,423	514	1,937	1,533	496	2,029
Gantt	400						
Floral	2,100						
Lockhart	484	368	10	378	0	0	0
Opp	7,500	997	574	1,571	1,196	544	1,740
Red Level	556	311	31	342	241	29	270
River Falls	890						
<b>CRENSHAW</b>							
Brantley	950	901	6	907	914	3	917
Dozier	450						
Luverne	2,552	749	134	883	181	37	218
<b>CULLMAN</b>							
Cullman	15,000	3,094	717	3,811	3,160	708	3,868
Hanceville	2,300	1,351	452	1,803	1,019	197	1,216

Table 6: Municipal Court Caseload Statistics, FY 2002

Municipal Court Statistics	Population	Traffic Filings 2002	Non Traffic Filings 2002	Total Filings 2002	Traffic Dispositions 2002	Non Traffic Dispositions 2002	Total Dispositions 2002
<b>DALE</b>							
Clayhatchee	560						
Daleville	5,117	2,203	559	2,762	1,799	762	2,561
Level Plains	1,800						
Midland City	1,823						
Napier Field	5,000	347	14	361	1	0	1
Newton	1,708						
Ozark	17,000	3,917	296	4,213	3,823	258	4,081
Pinckard	605						
<b>DALLAS</b>							
Selma	27,755						
<b>DEKALB</b>							
Collinsville	1,644	663	124	787	543	128	671
Crossville	1,431	326	124	450	263	110	373
Fort Payne	14,500	2,486	839	3,325	2,419	787	3,206
Fyffe	1,094	243	45	288	292	51	343
Geraldine	800	277	10	287	0	0	0
Hammondville	486	602	43	645	281	38	319
Henagar	1,934	504	137	641	498	121	619
Ider	673						
Mentone	474						
Powell	962	179	33	212	179	21	200
Rainsville	4,599						
Sylvania	1,186	237	75	312	207	64	271
Valley Head	800						
<b>ELMORE</b>							
Millbrook	12,300	2,050	502	2,552	2,636	636	3,272
Tallassee	5,583	1,519	424	1,943	788	70	858
Wetumpka	5,726	3,660	399	4,059	3,660	399	4,059
<b>ESCAMBIA</b>							
Atmore	8,164	1,034	510	1,544	986	463	1,449
Brewton	5,872	647	329	976	611	299	910
<b>ETOWAH</b>							
Attalla	6,859						
Gadsden	38,978	6,518	2,375	8,893		n/a	
Glencoe	4,670	754	139	893	554	116	670
Hokes Bluff	4,149	899	63	962	885	58	943
Rainbow City	11,000	1,532	284	1,816	1,305	188	1,493
Sardis City	1,438	356	25	381	350	43	393
Southside	7,063	951	235	1,186	1,074	226	1,300
<b>FAYETTE</b>							
Berry		469	104	573	449	85	534
<b>FRANKLIN</b>							
Phil Campbell	1,091	0	0	0	1	0	1
Red Bay	3,451	435	215	650	359	177	536
<b>GENEVA</b>							
Geneva	4,388	443	162	605	418	166	584
Hartford	2,500	709	70	779	795	78	873
Samson	2,117	413	307	720	461	320	781
Slocumb	2,053	552	44	596	unk	unk	unk

Table 6: Municipal Court Caseload Statistics, FY 2002

Municipal Court Statistics	Population	Traffic Filings 2002	Non Traffic Filings 2002	Total Filings 2002	Traffic Dispositions 2002	Non Traffic Dispositions 2002	Total Dispositions 2002
<b>GREENE</b>							
Eutaw	2,281	385	97	482	385	97	482
<b>HALE</b>							
Greensboro	2,731	425	377	802	511	472	983
<b>HOUSTON</b>							
Cottonwood	1,385	567	41	608	523	36	559
Dothan	65,000	17,075	5,026	22,101	15,161	3,602	18,763
Gordon	550						
<b>JACKSON</b>							
Bridgeport	2,974						
Hollywood	1,147						
Pisgah	652						
Scottsboro	14,500	3,462	1,103	4,565	2,994	970	3,964
Section	769	334	59	393	298	14	312
Stevenson	1,773						
<b>JEFFERSON</b>							
Adamsville	5,000						
Argo	1,860						
Bessemer	29,631	3,731	2,834	6,565	2,411	1,435	3,846
Birmingham	265,968	93,635	11,028	104,663	19,989	10,750	30,739
Brighton	5,308						
Brookside	1,500	379	119	498	315	50	365
Fairfield	12,292	1,045	1,096	2,141	942	922	1,864
Fultondale	6,200	1,969	379	2,348	2,099	408	2,507
Gardendale	12,000	1,704	1,286	2,990	1,605	1,085	2,690
Graysville	2,241	177	177	354	181	95	276
Homewood	25,000	4,629	2,322	6,951	4,505	2,772	7,277
Hoover	31,319	7,539	2,276	9,815	7,730	2,616	10,346
Hueytown	20,000	1,101	489	1,590	882	522	1,404
Irondale	10,000	2,908	501	3,409	2,927	517	3,444
Kimberly	1,801	723	142	865	598	110	708
Leeds	12,000	1,052	880	1,932	1,021	736	1,757
Lipscomb	3,741						
Midfield	5,500	1,182	569	1,751		unk	
Morris	1,827	1,185	270	1,455	1,131	156	1,287
Mountain Brook	21,000	3,846	244	4,090	3,797	315	4,112
Pleasant Grove	8,500	500	261	761	374	161	535
Tarrant	8,800	2,210	495	2,705	1,912	395	2,307
Trafford	673						
Trussville	15,000	3,063	705	3,768	2,735	633	3,368
Vestavia Hills	24,500	3,866	236	4,102	2,522	165	2,687
Warrior	3,280	551	249	800	477	244	721
<b>LAMAR</b>							
Sulligent	1,893						

Table 6: Municipal Court Caseload Statistics, FY 2002

Municipal Court Statistics	Population	Traffic Filings 2002	Non Traffic Filings 2002	Total Filings 2002	Traffic Dispositions 2002	Non Traffic Dispositions 2002	Total Dispositions 2002
<b>LAUDERDALE</b>							
Florence	37,029						
Killen	1,118	656	75	731	561	57	618
Rogersville	1,125	714	218	932	628	198	826
Waterloo	250						
<b>LAWRENCE</b>							
Courtland	769	132	43	175	115	38	153
Hillsboro	278						
Moulton	3,500						
North Courtland	1,300						
Town Creek	1,374	899	90	989	773	52	825
<b>LEE</b>							
Auburn	36,860	9,143	2,483	11,626	8,911	2,319	11,230
Notasulga	979	331	46	377	313	41	354
Opelika	24,000	3,981	n/a	3,981	n/a	n/a	n/a
<b>LIMESTONE</b>							
Ardmore	1,096						
Athens	16,900						
<b>LOWNDES</b>							
Fort Deposit	1,217						
White Hall	1,600	92	0	92	0	0	0
<b>MACON</b>							
Shorter	500	560	49	609	392	21	413
Tuskegee	12,857						
<b>MADISON</b>							
Gurley	800						
Huntsville		26,109	7,623	33,732	26,377	7,768	34,145
Madison	30,000	4,697	942	5,639	4,827	1,200	6,027
New Hope	2,700	525	237	762	504	288	792
Owens Crossroad	1,124	259	73	332	166	79	245
Triana	1,000	69		69	2		2
<b>MARENGO</b>							
Demopolis	7,528	1,572	799	2,371	49	unknown	49
Linden	2,424	332	144	476	316	108	424
<b>MARION</b>							
Bear Creek	913	55	5	60	49	5	54
Brilliant	760						
Guin	2,464	124	30	154	124	30	154
Hackleburg	1,527	210	71	281		unk	
Hamilton	6,200						
Winfield	3,800						
<b>MARSHALL</b>							
Albertville	18,000	4,167	1,892	6,059	3,764	1,896	5,660
Arab	7,100	2,691	1,112	3,803	3,014	1,134	4,148
Boaz	6,928	2,902	913	3,815	2,558	940	3,498
Douglas	474						
Grant	665	223	55	278	193	35	228
Guntersville	8,035	3,896	571	4,467	2,088	375	2,463

Table 6: Municipal Court Caseload Statistics, FY 2002

Municipal Court Statistics		Traffic Filings	Non Traffic Filings	Total Filings	Traffic Dispositions	Non Traffic Dispositions	Total Dispositions
	Population	2002	2002	2002	2002	2002	2002
<b>MOBILE</b>							
Bayou La Batre	2,456						
Chickasaw	6,649						
Citronelle	3,650	539	363	902	549	465	1,014
Creola	1,896						
Dauphin Island	1,300	408	278	686	395	278	673
Mobile	211,811	40,172	14,945	55,117	38,967	14,331	53,298
Mount Vernon	930						
Prichard	28,633	4,510	2,339	6,849	2,193	1,240	3,433
Saraland	11,784						
Satsuma	6,000	1,325	338	1,663	1,281	377	1,658
<b>MONROE</b>							
Excel	587	163	33	196	0	0	0
Monroeville	6,993	1,337	461	1,798	1,392	428	1,820
<b>MONTGOMERY</b>							
Montgomery	201,568	39,775	7,516	47,291	27,900	5,407	33,307
<b>MORGAN</b>							
Decatur	50,000	14,276	6,261	20,537	15,085	7,260	22,345
Falkville	1,202	526	211	737	385	98	483
Hartselle	12,019	2,654	463	3,117	2,387	436	2,823
Priceville	966						
Somerville	211						
Trinity	1,841	1,054	117	1,171	918	121	1,039
<b>PICKENS</b>							
Aliceville	2,567						
Carrollton	938	238	57	295	238	57	295
Gordo	1,677	869	172	1,041	745	112	857
Pickensville	662	323	32	355	201	29	230
Reform	1,978						
<b>PIKE</b>							
Brundidge	2,341	414	109	523	363	101	464
Troy	13,935	1,471	983	2,454	1,274	820	2,094
<b>RANDOLPH</b>							
Roanoke	7,000	1,135	452	1,587	991	519	1,510
Wadley	640						
Wedowee	926	538	245	783	585	210	795
<b>RUSSELL</b>							
Hurtsboro	707	182	57	239	162	54	216
Phenix City	28,500	6,915	1,477	8,392	5,911	1,272	7,183
<b>SHELBY</b>							
Alabaster	25,000	3,367	483	3,850	2,520	295	2,815
Calera	3,500	1,267	260	1,527	1,155	229	1,384
Columbiana	3,316	785	128	913		n/a	
Harpersville	1,620	4,774	438	5,212	3,973	245	4,218
Helena	11,500	1,760	267	2,027	1,746	292	2,038
Montevallo	4,825	2,377	360	2,737		unk	
Pelham	15,000	5,271	375	5,646	3,801	301	4,102
Wilsonville	1,186						
Wilton	601						

Table 6: Municipal Court Caseload Statistics, FY 2002

Municipal Court Statistics	Population	Traffic Filings 2002	Non Traffic Filings 2002	Total Filings 2002	Traffic Dispositions 2002	Non Traffic Dispositions 2002	Total Dispositions 2002
<b>ST. CLAIR</b>							
Ashville	2,260	418	97	515	60	0	60
Branchville	825	132	12	144	108	12	120
Harpersville	750						
Margaret	1,169	253	22	275	196	13	209
Moody	8,253	662	240	902	686	210	896
Odenville	1,131						
Pell City	7,600	1,816	400	2,216	1,683	417	2,100
Ragland	1,918	237	49	286	268	66	334
Riverside	1,564	1,203	53	1,256	971	33	1,004
Springville	2,551	494	75	569	435	75	510
Steele	1,096	551	65	616	530	58	588
Vincent	1,850	691	172	863	705	157	862
<b>SUMTER</b>							
Cuba	386						
Livingston	3,297	265	157	422	254	157	411
York	3,600						
<b>TALLADEGA</b>							
Childersburg	4,800						
Lincoln	4,577						
Sylacauga	13,500						
Talladega	19,000						
<b>TALLAPOOSA</b>							
Alexander City	16,000	4,763	1,131	5,894	4,232	649	4,881
Camp Hill	1,415						
Dadeville	3,263	1,956	476	2,432	1,958	450	2,408
Jackson's Gap	790						
New Site	669						
<b>TUSCALOOSA</b>							
Lake View	1,357	361	6	367	0	unk	0
Northport	20,000	6,589	732	7,321	6,537	840	7,377
Tuscaloosa	77,906	12,962	3,885	16,847	14,624	5,115	19,739
Vance	850	17	0	17	24	0	24
<b>WALKER</b>							
Carbon Hill	2,452						
Cordova	2,623						
Dora	2,327						
Jasper	14,052	3,234	3,074	6,308	3,445	3,173	6,618
Oakman	846						
Parrish	1,433						
Sipsey	678						
Sumiton	2,665	2,974	987	3,961	2,761	1,043	3,804
<b>WASHINGTON</b>							
Chatom	1,193	180	94	274	144	60	204
Choctaw	1,089						
McIntosh	500						
Millry	956	522	175	697	437	157	594
<b>WILCOX</b>							
Camden	2,500	412	194	606	300	121	421
Pine Hill	966	737	80	817	844	126	970



Table 6: Municipal Court Caseload Statistics, FY 2002

Municipal Court Statistics	Population	Traffic Filings 2002	Non Traffic Filings 2002	Total Filings 2002	Traffic Dispositions 2002	Non Traffic Dispositions 2002	Total Dispositions 2002
<b>WINSTON</b>							
Addison	723	286	132	418	209	85	294
Arley	290	97	20	117	70	14	84
Double Springs	1,003	241	54	295	289	42	331
Haleyville	4,452						
<b>TOTALS</b>	<b>2,357,188</b>	<b>510,145</b>	<b>131,049</b>	<b>641,194</b>	<b>381,505</b>	<b>116,840</b>	<b>498,345</b>

Table 7: Fair Trial Tax Fund Revenues/Expenditures FY 1999 - FY 2002

	<u>FY 1999</u>	<u>FY 2000</u>	<u>FY 2001</u>	<u>FY 2002</u>	<u>Change</u> <u>FY 2001-2002</u>	
					<u>#</u>	<u>%</u>
<b>1ST CIRCUIT</b>						
<b>Revenues</b>						
<i>Municipal Courts</i>	\$49,099.17	\$99,326.36	72,186.90	75,174.55	\$2,987.65	4.1
<i>State Courts</i>	90,001.10	134,589.03	168,434.97	136,018.73	(32,416.24)	(19.2)
<i>Recoupment</i>	<u>20,880.34</u>	<u>28,557.36</u>	<u>29,021.94</u>	<u>20,091.77</u>	<u>(8,930.17)</u>	<u>(30.8)</u>
Total Revenues	159,980.61	262,472.75	269,643.81	231,285.05	(38,358.76)	(14.2)
<b>Expenditures</b>						
	<u>171,701.12</u>	<u>206,744.68</u>	<u>233,334.96</u>	<u>235,676.61</u>	<u>2,341.65</u>	<u>1.0</u>
Surplus/Deficit	(\$11,720.51)	55,728.07	36,308.85	(4,391.56)	(\$31,917.29)	(87.9)
% Recouped	12.2	13.8	12.44	8.53		
<b>Choctaw County</b>						
<b>Revenues</b>						
<i>Municipal Courts</i>	\$5,959.67	\$18,785.66	6,350.00	7,168.00	\$818.00	12.9
<i>State Courts</i>	23,109.59	35,312.52	33,544.44	33,625.12	80.68	0.2
<i>Recoupment</i>	<u>5,920.74</u>	<u>10,213.62</u>	<u>5,340.41</u>	<u>6,581.79</u>	<u>1,241.38</u>	<u>23.2</u>
Total Revenues	34,990.00	64,311.80	45,234.85	47,374.91	2,140.06	4.7
<b>Expenditures</b>						
	<u>57,995.62</u>	<u>71,790.06</u>	<u>78,974.58</u>	<u>87,324.37</u>	<u>8,349.79</u>	<u>10.6</u>
Surplus/Deficit	(\$23,005.62)	(7,478.26)	(33,739.73)	(39,949.46)	\$6,209.73	18.4
% Recouped	10.2	14.2	6.76	7.54		
<b>Clarke County</b>						
<b>Revenues</b>						
<i>Municipal Courts</i>	\$33,808.50	\$67,025.70	48,012.40	49,157.55	\$1,145.15	2.4
<i>State Courts</i>	34,123.12	46,758.69	57,567.12	53,438.12	(4,129.00)	(7.2)
<i>Recoupment</i>	<u>12,314.46</u>	<u>14,814.67</u>	<u>14,070.96</u>	<u>9,851.58</u>	<u>(4,219.38)</u>	<u>(30.0)</u>
Total Revenues	80,246.08	128,599.06	119,650.48	112,447.25	(7,203.23)	(6.0)
<b>Expenditures</b>						
	<u>77,846.50</u>	<u>94,472.67</u>	<u>109,853.98</u>	<u>94,223.87</u>	<u>(15,630.11)</u>	<u>(14.2)</u>
Surplus/Deficit	\$2,399.58	34,126.39	9,796.50	18,223.38	\$8,426.88	86.0
% Recouped	15.8	15.7	12.81	10.46		
<b>Washington County</b>						
<b>Revenues</b>						
<i>Municipal Courts</i>	\$9,331.00	\$13,515.00	\$17,824.50	\$18,849.00	\$1,024.50	5.7
<i>State Courts</i>	32,768.39	52,517.82	77,323.41	48,955.49	(28,367.92)	(36.7)
<i>Recoupment</i>	<u>2,645.14</u>	<u>3,529.07</u>	<u>9,610.57</u>	<u>3,658.40</u>	<u>(5,952.17)</u>	<u>(61.9)</u>
Total Revenues	44,744.53	69,561.89	104,758.48	71,462.89	(33,295.59)	(31.8)
<b>Expenditures</b>						
	<u>35,859.00</u>	<u>40,481.95</u>	<u>44,506.40</u>	<u>54,128.37</u>	<u>9,621.97</u>	<u>21.6</u>
Surplus/Deficit	\$8,885.53	29,079.94	60,252.08	17,334.52	(\$42,917.56)	(71.2)
% Recouped	7.4	8.7	21.59	6.76		

Table 7: Fair Trial Tax Fund Revenues/Expenditures FY 1999 - FY 2002

	<u>FY 1999</u>	<u>FY 2000</u>	<u>FY 2001</u>	<u>FY 2002</u>	<u>Change</u> <u>FY 2001-2002</u>	
					<u>#</u>	<u>%</u>
<b>2ND CIRCUIT</b>						
<b>Revenues</b>						
<i>Municipal Courts</i>	\$14,426.25	\$21,254.25	22,320.54	18,916.19	(\$3,404.35)	(15.3)
<i>State Courts</i>	97,837.73	155,047.86	202,461.19	187,551.73	(14,909.46)	(7.4)
<i>Recoupment</i>	<u>11,381.36</u>	<u>17,337.39</u>	<u>15,648.40</u>	<u>18,502.01</u>	<u>2,853.61</u>	<u>18.2</u>
<b>Total Revenues</b>	123,645.34	193,639.50	240,430.13	224,969.93	(15,460.20)	(6.4)
<b>Expenditures</b>	<u>147,843.36</u>	<u>198,519.62</u>	<u>214,345.74</u>	<u>315,693.23</u>	<u>101,347.49</u>	<u>47.3</u>
<b>Surplus/Deficit</b>	(\$24,198.02)	(4,880.12)	26,084.39	(90,723.30)	\$64,638.91	247.8
<b>% Recouped</b>	7.7	8.7	7.30	5.86		
<b>Butler County</b>						
<b>Revenues</b>						
<i>Municipal Courts</i>	\$0.00	\$0.00	0.00	0.00	\$0.00	#DIV/0!
<i>State Courts</i>	43,613.11	62,583.75	97,397.53	98,341.40	943.87	1.0
<i>Recoupment</i>	<u>7,151.88</u>	<u>8,027.74</u>	<u>6,342.69</u>	<u>6,768.88</u>	<u>426.19</u>	<u>6.7</u>
<b>Total Revenues</b>	50,764.99	70,611.49	103,740.22	105,110.28	1,370.06	1.3
<b>Expenditures</b>	<u>43,519.67</u>	<u>76,448.45</u>	<u>78,125.58</u>	<u>114,934.28</u>	<u>36,808.70</u>	<u>47.1</u>
<b>Surplus/Deficit</b>	\$7,245.32	(5,836.96)	25,614.64	(9,824.00)	(\$15,790.64)	(61.6)
<b>% Recouped</b>	16.4	10.5	8.12	5.89		
<b>Crenshaw County</b>						
<b>Revenues</b>						
<i>Municipal Courts</i>	\$12,613.25	\$20,246.25	\$19,170.54	\$17,444.19	(\$1,726.35)	(9.0)
<i>State Courts</i>	17,363.93	35,323.97	32,884.10	36,372.56	3,488.46	10.6
<i>Recoupment</i>	<u>2,107.01</u>	<u>2,477.06</u>	<u>1,371.20</u>	<u>6,573.28</u>	<u>5,202.08</u>	<u>379.4</u>
<b>Total Revenues</b>	32,084.19	58,047.28	53,425.84	60,390.03	6,964.19	13.0
<b>Expenditures</b>	<u>27,739.84</u>	<u>50,278.92</u>	<u>80,769.34</u>	<u>101,507.11</u>	<u>20,737.77</u>	<u>25.7</u>
<b>Surplus/Deficit</b>	\$4,344.35	7,768.36	(27,343.50)	(41,117.08)	\$13,773.58	50
<b>% Recouped</b>	7.6	4.9	1.70	6.48		
<b>Lowndes County</b>						
<b>Revenues</b>						
<i>Municipal Courts</i>	\$1,813.00	\$1,008.00	\$3,150.00	\$1,472.00	(\$1,678.00)	(53.3)
<i>State Courts</i>	36,860.69	57,140.14	72,179.56	52,837.77	(19,341.79)	(26.8)
<i>Recoupment</i>	<u>2,122.47</u>	<u>6,832.59</u>	<u>7,934.51</u>	<u>5,159.85</u>	<u>(2,774.66)</u>	<u>(35.0)</u>
<b>Total Revenues</b>	40,796.16	64,980.73	83,264.07	59,469.62	(23,794.45)	(28.6)
<b>Expenditures</b>	<u>76,583.85</u>	<u>71,792.25</u>	<u>55,450.82</u>	<u>99,251.84</u>	<u>43,801.02</u>	<u>79.0</u>
<b>Surplus/Deficit</b>	(\$35,787.69)	(6,811.52)	27,813.25	(39,782.22)	\$11,968.97	43.0
<b>% Recouped</b>	2.8	9.5	14.31	5.20		

Table 7: Fair Trial Tax Fund Revenues/Expenditures FY 1999 - FY 2002

	FY 1999	FY 2000	FY 2001	FY 2002	Change FY 2001-2002	
					#	%
<b>3RD CIRCUIT</b>						
Revenues						
<i>Municipal Courts</i>	\$15,255.60	\$28,994.02	22,108.15	21,752.55	(\$355.60)	(1.6)
<i>State Courts</i>	59,621.23	108,401.06	110,805.16	119,684.54	8,879.38	8.0
<i>Recoupment</i>	<u>21,022.55</u>	<u>24,497.39</u>	<u>21,545.69</u>	<u>24,294.95</u>	<u>2,749.26</u>	<u>12.8</u>
Total Revenues	95,899.38	161,892.47	154,459.00	165,732.04	11,273.04	7.3
Expenditures	<u>118,831.18</u>	<u>235,946.10</u>	<u>326,890.99</u>	<u>400,297.05</u>	<u>73,406.06</u>	<u>22.5</u>
Surplus/Deficit	(\$22,931.80)	(74,053.63)	(172,431.99)	(234,565.01)	\$62,133.02	36.0
% Recouped	17.7	10.4	6.59	6.07		
<b>Barbour County</b>						
Revenues						
<i>Municipal Courts</i>	\$15,255.60	\$28,994.02	22,108.15	21,752.55	(\$355.60)	(1.6)
<i>State Courts</i>	44,012.76	69,514.42	81,528.54	86,828.01	5,299.47	6.5
<i>Recoupment</i>	<u>15,301.13</u>	<u>19,808.16</u>	<u>18,286.08</u>	<u>20,470.61</u>	<u>2,184.53</u>	<u>11.9</u>
Total Revenues	74,569.49	118,316.60	121,922.77	129,051.17	7,128.40	5.8
Expenditures	<u>97,101.68</u>	<u>195,911.15</u>	<u>229,957.38</u>	<u>272,335.91</u>	<u>42,378.53</u>	<u>18.4</u>
Surplus/Deficit	(\$22,532.19)	(77,594.55)	(108,034.61)	(143,284.74)	\$35,250.13	32.6
% Recouped	15.8	10.1	7.95	7.52		
<b>Bullock County</b>						
Revenues						
<i>Municipal Courts</i>	\$0.00	\$0.00	0.00	0.00	\$0.00	#DIV/0!
<i>State Courts</i>	15,608.47	38,886.64	29,276.62	32,856.53	3,579.91	12.2
<i>Recoupment</i>	<u>5,721.42</u>	<u>4,689.23</u>	<u>3,259.61</u>	<u>3,824.34</u>	<u>564.73</u>	<u>17.3</u>
Total Revenues	21,329.89	43,575.87	32,536.23	36,680.87	4,144.64	12.7
Expenditures	<u>21,729.50</u>	<u>40,034.95</u>	<u>96,933.61</u>	<u>127,961.14</u>	<u>31,027.53</u>	<u>32.0</u>
Surplus/Deficit	(\$399.61)	3,540.92	(64,397.38)	(91,280.27)	\$26,882.89	41.7
% Recouped	26.3	11.7	3.36	2.99		
<b>4TH CIRCUIT</b>						
Revenues						
<i>Municipal Courts</i>	\$52,881.11	\$75,790.90	\$67,081.72	\$77,994.60	\$10,912.88	16.3
<i>State Courts</i>	167,412.49	260,558.82	314,864.24	298,288.00	(16,576.24)	(5.3)
<i>Recoupment</i>	<u>51,291.54</u>	<u>58,885.08</u>	<u>71,424.96</u>	<u>46,980.34</u>	<u>(24,444.62)</u>	<u>(34.2)</u>
Total Revenues	271,585.14	395,234.80	453,370.92	423,262.94	(30,107.98)	(6.6)
Expenditures	<u>869,190.91</u>	<u>1,109,283.36</u>	<u>987,916.69</u>	<u>1,147,217.68</u>	<u>159,300.99</u>	<u>16.1</u>
Surplus/Deficit	(\$597,605.77)	(714,048.56)	(534,545.77)	(723,954.74)	\$189,408.97	35.4
% Recouped	5.9	5.3	7.23	4.10		

Table 7: Fair Trial Tax Fund Revenues/Expenditures FY 1999 - FY 2002

	FY 1999	FY 2000	FY 2001	FY 2002	Change FY 2001-2002	
					#	%
<b>Bibb County</b>						
<b>Revenues</b>						
<i>Municipal Courts</i>	\$13,249.00	\$17,888.00	\$18,412.30	\$31,487.57	\$13,075.27	71.0
<i>State Courts</i>	32,527.51	57,035.57	77,763.30	69,964.03	(7,799.27)	(10.0)
<i>Recoupment</i>	<u>12,341.89</u>	<u>13,616.68</u>	<u>13,606.90</u>	<u>7,316.46</u>	<u>(6,290.44)</u>	<u>(46.2)</u>
Total Revenues	58,118.40	88,540.25	109,782.50	108,768.06	(1,014.44)	(0.9)
Expenditures	<u>93,857.95</u>	<u>104,201.42</u>	<u>81,750.93</u>	<u>105,489.76</u>	<u>23,738.83</u>	<u>29.0</u>
Surplus/Deficit	(\$35,739.55)	(15,661.17)	28,031.57	3,278.30	(\$24,753.27)	(88.3)
% Recouped	13.1	13.1	16.64	6.94		
<b>Dallas County</b>						
<b>Revenues</b>						
<i>Municipal Courts</i>	\$26,903.61	\$34,222.68	\$24,597.35	\$26,112.75	\$1,515.40	6.2
<i>State Courts</i>	60,637.77	97,407.87	115,150.24	110,875.10	(4,275.14)	(3.7)
<i>Recoupment</i>	<u>24,557.96</u>	<u>33,374.57</u>	<u>46,224.25</u>	<u>26,714.13</u>	<u>(19,510.12)</u>	<u>(42.2)</u>
Total Revenues	112,099.34	165,005.12	185,971.84	163,701.98	(22,269.86)	(12.0)
Expenditures	<u>508,486.14</u>	<u>657,086.51</u>	<u>602,871.86</u>	<u>558,318.44</u>	<u>(44,553.42)</u>	<u>(7.4)</u>
Surplus/Deficit	(\$396,386.80)	(492,081.39)	(416,900.02)	(394,616.46)	(\$22,283.56)	(5.3)
% Recouped	4.8	5.1	7.67	4.78		
<b>Hale County</b>						
<b>Revenues</b>						
<i>Municipal Courts</i>	\$6,656.00	\$12,789.22	\$10,401.53	\$6,795.63	(\$3,605.90)	(34.7)
<i>State Courts</i>	32,259.93	50,494.82	54,829.06	52,356.81	(2,472.25)	(4.5)
<i>Recoupment</i>	<u>6,098.91</u>	<u>6,531.33</u>	<u>4,769.40</u>	<u>8,432.30</u>	<u>3,662.90</u>	<u>76.8</u>
Total Revenues	45,014.84	69,815.37	69,999.99	67,584.74	(2,415.25)	(3.5)
Expenditures	<u>100,501.23</u>	<u>136,244.11</u>	<u>122,199.11</u>	<u>161,384.93</u>	<u>39,185.82</u>	<u>32.1</u>
Surplus/Deficit	(\$55,486.39)	(66,428.74)	(52,199.12)	(93,800.19)	\$41,601.07	79.7
% Recouped	6.1	4.8	3.90	5.22		
<b>Perry County</b>						
<b>Revenues</b>						
<i>Municipal Courts</i>	\$0.00	\$0.00	0.00	0.00	\$0.00	#DIV/0!
<i>State Courts</i>	19,425.46	28,373.76	38,791.63	35,032.86	(3,758.77)	(9.7)
<i>Recoupment</i>	<u>8,018.32</u>	<u>5,088.00</u>	<u>6,051.66</u>	<u>4,039.83</u>	<u>(2,011.83)</u>	<u>(33.2)</u>
Total Revenues	27,443.78	33,461.76	44,843.29	39,072.69	(5,770.60)	(12.9)
Expenditures	<u>122,749.87</u>	<u>118,157.20</u>	<u>113,174.55</u>	<u>216,651.98</u>	<u>103,477.43</u>	<u>91.4</u>
Surplus/Deficit	(\$95,306.09)	(84,695.44)	(68,331.26)	(177,579.29)	\$109,248.03	159.9
% Recouped	6.5	4.3	5.35	1.86		

Table 7: Fair Trial Tax Fund Revenues/Expenditures FY 1999 - FY 2002

	FY 1999	FY 2000	FY 2001	FY 2002	Change FY 2001-2002	
					#	%
<b>Wilcox County</b>						
<b>Revenues</b>						
<i>Municipal Courts</i>	\$6,072.50	\$10,891.00	\$13,670.54	\$13,598.65	(\$71.89)	(0.5)
<i>State Courts</i>	22,561.82	27,246.80	28,330.01	30,059.20	1,729.19	6.1
<i>Recoupment</i>	<u>274.46</u>	<u>274.50</u>	<u>772.75</u>	<u>477.62</u>	<u>(295.13)</u>	<u>100.0</u>
Total Revenues	28,908.78	38,412.30	42,773.30	44,135.47	1,362.17	3.2
Expenditures	<u>43,595.72</u>	<u>93,594.12</u>	<u>67,920.24</u>	<u>105,372.57</u>	<u>37,452.33</u>	<u>55.1</u>
Surplus/Deficit	(\$14,686.94)	(55,181.82)	(25,146.94)	(61,237.10)	\$36,090.16	143.5
% Recouped	0.6	0.3	1.14	0.45		
<b>5TH CIRCUIT</b>						
<b>Revenues</b>						
<i>Municipal Courts</i>	\$64,548.14	\$106,827.37	\$104,922.07	\$105,839.17	\$917.10	0.9
<i>State Courts</i>	189,767.32	272,036.89	323,254.36	329,021.47	5,767.11	1.8
<i>Recoupment</i>	<u>60,307.93</u>	<u>59,549.17</u>	<u>65,154.58</u>	<u>76,084.17</u>	<u>10,929.59</u>	<u>16.8</u>
Total Revenues	314,623.39	438,413.43	493,331.01	510,944.81	17,613.80	3.6
Expenditures	<u>447,973.21</u>	<u>585,030.08</u>	<u>806,321.06</u>	<u>1,322,680.89</u>	<u>516,359.83</u>	<u>64.0</u>
Surplus/Deficit	(\$133,349.82)	(146,616.65)	(312,990.05)	(811,736.08)	\$498,746.03	159.3
% Recouped	13.5	10.2	8.1	5.8		
<b>Chambers County</b>						
<b>Revenues</b>						
<i>Municipal Courts</i>	\$0.00	\$0.00	0.00	0.00	\$0.00	#DIV/0!
<i>State Courts</i>	78,798.50	109,932.80	139,653.17	127,868.55	(11,784.62)	(8.4)
<i>Recoupment</i>	<u>25,147.77</u>	<u>28,035.78</u>	<u>23,874.73</u>	<u>31,005.36</u>	<u>7,130.63</u>	<u>29.9</u>
Total Revenues	103,946.27	137,968.58	163,527.90	158,873.91	(4,653.99)	(2.8)
Expenditures	<u>181,372.11</u>	<u>215,376.02</u>	<u>268,969.66</u>	<u>431,136.38</u>	<u>162,166.72</u>	<u>60.3</u>
Surplus/Deficit	(\$77,425.84)	(77,407.44)	(105,441.76)	(272,262.47)	\$166,820.71	158.2
% Recouped	13.9	13.0	8.88	7.19		
<b>Macon County</b>						
<b>Revenues</b>						
<i>Municipal Courts</i>	\$10,750.30	\$18,311.71	\$27,271.88	\$24,346.85	(\$2,925.03)	(10.7)
<i>State Courts</i>	36,553.73	50,435.76	48,053.85	51,344.73	3,290.88	6.8
<i>Recoupment</i>	<u>2,867.64</u>	<u>5,477.92</u>	<u>6,021.28</u>	<u>3,058.51</u>	<u>(2,962.77)</u>	<u>(49.2)</u>
Total Revenues	50,171.67	74,225.39	81,347.01	78,750.09	(2,596.92)	(3.2)
Expenditures	<u>90,325.19</u>	<u>121,599.16</u>	<u>81,983.03</u>	<u>252,044.66</u>	<u>170,061.63</u>	<u>207.4</u>
Surplus/Deficit	(\$40,153.52)	(47,373.8)	(636.0)	(173,294.6)	\$172,658.55	27,146.7
% Recouped	3.2	4.5	7.34	1.21		



Table 7: Fair Trial Tax Fund Revenues/Expenditures FY 1999 - FY 2002

	FY 1999	FY 2000	FY 2001	FY 2002	Change FY 2001-2002	
					#	%
<b>Randolph County</b>						
Revenues						
<i>Municipal Courts</i>	\$10,782.84	\$15,768.66	\$12,339.79	\$22,883.88	\$10,544.09	85.4
<i>State Courts</i>	29,347.94	43,750.53	52,554.09	57,357.28	4,803.19	9.1
<i>Recoupment</i>	<u>16,371.15</u>	<u>13,045.86</u>	<u>13,699.38</u>	<u>14,206.04</u>	<u>506.66</u>	<u>3.7</u>
Total Revenues	56,501.93	72,565.05	78,593.26	94,447.20	15,853.94	20.2
Expenditures	<u>64,486.17</u>	<u>69,074.37</u>	<u>83,791.50</u>	<u>117,030.12</u>	<u>33,238.62</u>	<u>39.7</u>
Surplus/Deficit	(\$7,984.24)	3,490.68	(5,198.24)	(22,582.92)	\$17,384.68	334.4
% Recouped	25.4	18.9	16.35	12.14		
<b>Tallapoosa County</b>						
Revenues						
<i>Municipal Courts</i>	\$43,015.00	\$72,747.00	\$65,310.40	\$58,608.44	(\$6,701.96)	(10.3)
<i>State Courts</i>	45,067.15	67,917.80	82,993.25	92,450.91	9,457.66	11.4
<i>Recoupment</i>	<u>15,921.37</u>	<u>12,989.61</u>	<u>21,559.19</u>	<u>27,814.26</u>	<u>6,255.07</u>	<u>29.0</u>
Total Revenues	104,003.52	153,654.41	169,862.84	178,873.61	9,010.77	5.3
Expenditures	<u>111,789.74</u>	<u>178,980.53</u>	<u>371,576.87</u>	<u>522,469.73</u>	<u>150,892.86</u>	<u>40.6</u>
Surplus/Deficit	(\$7,786.22)	(25,326.12)	(201,714.03)	(343,596.12)	\$141,882.09	70.3
% Recouped	14.2	7.3	5.80	5.32		
<b>6TH CIRCUIT (Tuscaloosa County)</b>						
Revenues						
<i>Municipal Courts</i>	\$0.00	\$68,357.00	40,554.09	59,217.50	18,663.41	46.0
<i>State Courts</i>	204,634.26	295,160.03	369,966.06	372,855.05	2,888.99	0.8
<i>Recoupment</i>	<u>4,106.94</u>	<u>2,625.91</u>	<u>990.22</u>	<u>7,270.37</u>	<u>6,280.15</u>	<u>634.2</u>
Total Revenues	208,741.20	366,142.94	411,510.37	439,342.92	27,832.55	6.8
Expenditures	<u>1,638,394.36</u>	<u>1,984,567.00</u>	<u>2,157,511.86</u>	<u>2,283,289.83</u>	<u>125,777.97</u>	<u>5.8</u>
Surplus/Deficit	(\$1,429,653.16)	(1,618,424.06)	(1,746,001.49)	(1,843,946.91)	\$97,945.42	5.6
% Recouped	0.3	0.1	0.05	0.32		
<b>7TH CIRCUIT</b>						
Revenues						
<i>Municipal Courts</i>	\$54,633.50	\$169,920.64	\$159,141.60	\$128,495.64	(\$30,645.96)	(19.3)
<i>State Courts</i>	205,848.85	298,150.46	359,149.36	343,783.51	(15,365.85)	(4.3)
<i>Recoupment</i>	<u>61,321.31</u>	<u>69,498.72</u>	<u>88,276.34</u>	<u>89,934.40</u>	<u>1,658.06</u>	<u>1.9</u>
Total Revenues	321,803.66	537,569.82	606,567.30	562,213.55	(44,353.75)	(7.3)
Expenditures	<u>642,037.65</u>	<u>1,021,300.39</u>	<u>1,060,272.50</u>	<u>1,123,409.72</u>	<u>63,137.22</u>	<u>6.0</u>
Surplus/Deficit	(\$320,233.99)	(483,730.57)	(453,705.20)	(561,196.17)	\$107,490.97	23.7
% Recouped	9.6	6.8	8.3	8.0		

Table 7: Fair Trial Tax Fund Revenues/Expenditures FY 1999 - FY 2002

	FY 1999	FY 2000	FY 2001	FY 2002	Change FY 2001-2002	
					#	%
<b>Calhoun County</b>						
Revenues						
<i>Municipal Courts</i>	\$53,764.50	\$168,184.14	157,811.10	128,157.64	(\$29,653.46)	(18.8)
<i>State Courts</i>	139,707.13	211,517.68	225,139.79	239,386.56	14,246.77	6.3
<i>Recoupment</i>	<u>54,456.69</u>	<u>61,909.22</u>	<u>83,918.43</u>	<u>86,933.34</u>	<u>3,014.91</u>	<u>3.6</u>
Total Revenues	247,928.32	441,611.04	466,869.32	454,477.54	(12,391.78)	(2.7)
Expenditures	<u>585,985.37</u>	<u>942,114.62</u>	<u>991,062.83</u>	<u>1,030,293.17</u>	<u>39,230.34</u>	<u>4.0</u>
Surplus/Deficit	(\$338,057.05)	(500,503.58)	(524,193.51)	(575,815.63)	\$51,622.12	9.8
% Recouped	9.3	6.6	8.47	8.44		
<b>Cleburne County</b>						
Revenues						
<i>Municipal Courts</i>	\$869.00	\$1,736.50	1,330.50	338.00	(\$992.50)	(74.6)
<i>State Courts</i>	66,141.72	86,632.78	134,009.57	104,396.95	(29,612.62)	(22.1)
<i>Recoupment</i>	<u>6,864.62</u>	<u>7,589.50</u>	<u>4,357.91</u>	<u>3,001.06</u>	<u>(1,356.85)</u>	<u>(31.1)</u>
Total Revenues	73,875.34	95,958.78	139,697.98	107,736.01	(31,961.97)	(22.9)
Expenditures	<u>56,052.28</u>	<u>79,185.77</u>	<u>69,209.67</u>	<u>93,116.55</u>	<u>23,906.88</u>	<u>34.5</u>
Surplus/Deficit	\$17,823.06	16,773.01	70,488.31	14,619.46	(\$55,868.85)	(79.3)
% Recouped	12.2	9.6	6.30	3.22		
<b>8TH CIRCUIT (Morgan County)</b>						
Revenues						
<i>Municipal Courts</i>	\$37,705.85	\$123,670.41	100,961.22	49,184.50	(\$51,776.72)	(51.3)
<i>State Courts</i>	123,947.36	183,585.07	219,697.68	205,270.62	(14,427.06)	(6.6)
<i>Recoupment</i>	<u>41,170.63</u>	<u>57,424.16</u>	<u>49,682.32</u>	<u>54,898.39</u>	<u>5,216.07</u>	<u>10.5</u>
Total Revenues	202,823.84	364,679.64	370,341.22	309,353.51	(60,987.71)	(16.5)
Expenditures	<u>367,113.71</u>	<u>602,859.13</u>	<u>680,337.90</u>	<u>744,256.65</u>	<u>63,918.75</u>	<u>9.4</u>
Surplus/Deficit	(\$164,289.87)	(238,179.49)	(309,996.68)	(434,903.14)	\$124,906.46	40.3
% Recouped	11.2	9.5	7.30	7.38		
<b>9TH CIRCUIT</b>						
Revenues						
<i>Municipal Courts</i>	\$31,495.01	\$59,070.32	58,148.88	77,207.02	\$19,058.14	32.8
<i>State Courts</i>	85,287.08	128,837.51	189,362.43	157,876.69	(31,485.74)	(16.6)
<i>Recoupment</i>	<u>45,972.71</u>	<u>48,844.37</u>	<u>58,149.31</u>	<u>102,748.77</u>	<u>44,599.46</u>	<u>76.7</u>
Total Revenues	162,754.80	236,752.20	305,660.62	337,832.48	32,171.86	10.5
Expenditures	<u>385,878.57</u>	<u>623,576.00</u>	<u>629,702.02</u>	<u>595,108.14</u>	<u>(34,593.88)</u>	<u>(5.5)</u>
Surplus/Deficit	(\$223,123.77)	(386,823.80)	(324,041.40)	(257,275.66)	(\$66,765.74)	(20.6)
% Recouped	11.9	7.8	9.23	17.27		

Table 7: Fair Trial Tax Fund Revenues/Expenditures FY 1999 - FY 2002

	FY 1999	FY 2000	FY 2001	FY 2002	Change FY 2001-2002	
					#	%
<b>Cherokee County</b>						
<b>Revenues</b>						
<i>Municipal Courts</i>	\$1,065.87	\$0.00	676.88	6,131.11	\$5,454.23	805.8
<i>State Courts</i>	27,293.31	38,648.55	53,429.15	50,143.27	(3,285.88)	(6.1)
<i>Recoupment</i>	<u>9,893.12</u>	<u>17,866.14</u>	<u>20,527.34</u>	<u>45,666.32</u>	<u>25,138.98</u>	<u>122.5</u>
Total Revenues	38,252.30	56,514.69	74,633.37	101,940.70	27,307.33	36.6
Expenditures	<u>111,836.53</u>	<u>267,755.14</u>	<u>260,977.47</u>	<u>229,667.53</u>	<u>(31,309.94)</u>	<u>(12.0)</u>
Surplus/Deficit	(\$73,584.23)	(211,240.45)	(186,344.10)	(127,726.83)	(\$58,617.27)	(31.5)
% Recouped	8.8	6.7	7.87	19.88		
<b>DeKalb County</b>						
<b>Revenues</b>						
<i>Municipal Courts</i>	\$30,429.14	\$59,070.32	57,472.00	71,075.91	\$13,603.91	23.7
<i>State Courts</i>	57,993.77	90,188.96	135,933.28	107,733.42	(28,199.86)	(20.7)
<i>Recoupment</i>	<u>36,079.59</u>	<u>30,978.23</u>	<u>37,621.97</u>	<u>57,082.45</u>	<u>19,460.48</u>	<u>51.7</u>
Total Revenues	124,502.50	180,237.51	231,027.25	235,891.78	4,864.53	2.1
Expenditures	<u>274,042.04</u>	<u>355,820.86</u>	<u>368,724.55</u>	<u>365,440.61</u>	<u>(3,283.94)</u>	<u>(0.9)</u>
Surplus/Deficit	(\$149,539.54)	(175,583.35)	(137,697.30)	(129,548.83)	(\$8,148.47)	(5.9)
% Recouped	13.2	8.7	10.20	15.62		
<b>10TH CIRCUIT (Birmingham)</b>						
<b>Revenues</b>						
<i>Municipal Courts</i>	\$551,418.76	\$1,118,598.21	1,038,747.00	816,701.34	(\$222,045.66)	(21.4)
<i>State Courts</i>	562,730.13	715,034.50	975,970.25	1,078,232.54	102,262.29	10.5
<i>Recoupment</i>	<u>86,177.72</u>	<u>29,306.45</u>	<u>38,988.78</u>	<u>49,626.38</u>	<u>10,637.60</u>	<u>27.3</u>
Total Revenues	1,200,326.61	1,862,939.16	2,053,706.03	1,944,560.26	(109,145.77)	(5.3)
Expenditures	<u>4,069,083.65</u>	<u>5,112,696.32</u>	<u>5,177,845.07</u>	<u>5,704,279.32</u>	<u>526,434.25</u>	<u>10.2</u>
Surplus/Deficit	(\$2,868,757.04)	(3,249,757.16)	(3,124,139.04)	(3,759,719.06)	\$635,580.02	20.3
% Recouped	2.1	0.6	0.75	0.87		
<b>10TH CIRCUIT (Bessemer)</b>						
<b>Revenues</b>						
<i>Municipal Courts</i>		0.00	0.00	0.00	0.00	0.00
<i>State Courts</i>		\$165,786.13	209,961.76	303,667.08	93,705.32	44.63
<i>Recoupment</i>		<u>34,647.68</u>	<u>19,420.30</u>	<u>67,810.79</u>	<u>48,390.49</u>	<u>249.17</u>
Total Revenues		200,433.81	229,382.06	371,477.87	142,095.81	61.95
Expenditures		<u>564,390.13</u>	<u>810,717.57</u>	<u>1,108,680.79</u>	<u>297,963.22</u>	<u>36.75</u>
Surplus/Deficit		(363,956.32)	(581,335.51)	(737,202.92)	155,867.41	26.8
% Recouped		6.1	2.40	6.12		

Table 7: Fair Trial Tax Fund Revenues/Expenditures FY 1999 - FY 2002

	FY 1999	FY 2000	FY 2001	FY 2002	Change FY 2001-2002	
					#	%
<b>11TH CIRCUIT (Lauderdale County)</b>						
<b>Revenues</b>						
<i>Municipal Courts</i>	\$10,135.15	\$114,594.62	85,576.19	101,392.06	\$15,815.87	18.5
<i>State Courts</i>	86,053.31	124,534.80	145,747.57	138,015.57	(7,732.00)	(5.3)
<i>Recoupment</i>	<u>42,280.54</u>	<u>51,383.73</u>	<u>63,568.26</u>	<u>78,151.53</u>	<u>14,583.27</u>	<u>22.9</u>
Total Revenues	138,469.00	290,513.15	294,892.02	317,559.16	22,667.14	7.7
Expenditures	<u>212,855.80</u>	<u>347,264.81</u>	<u>508,183.27</u>	<u>615,972.17</u>	<u>107,788.90</u>	<u>21.2</u>
Surplus/Deficit	(\$74,386.80)	(56,751.66)	(213,291.25)	(298,413.01)	\$85,121.76	39.9
% Recouped	19.9	14.8	12.51	12.69		
<b>12TH CIRCUIT</b>						
<b>Revenues</b>						
<i>Municipal Courts</i>	\$18,759.24	\$41,368.39	39,860.75	41,131.61	\$1,270.86	3.2
<i>State Courts</i>	109,442.92	161,377.37	200,178.06	207,522.32	7,344.26	3.7
<i>Recoupment</i>	<u>29,523.78</u>	<u>31,495.77</u>	<u>36,317.60</u>	<u>39,182.37</u>	<u>2,864.77</u>	<u>7.9</u>
Total Revenues	157,725.94	234,241.53	276,356.41	287,836.30	11,479.89	4.2
Expenditures	<u>467,682.35</u>	<u>819,624.33</u>	<u>739,856.41</u>	<u>1,090,892.65</u>	<u>351,036.24</u>	<u>47.4</u>
Surplus/Deficit	(\$309,956.41)	(585,382.80)	(463,500.00)	(803,056.35)	\$339,556.35	73.3
% Recouped	6.3	3.8	4.91	3.59		
<b>Coffee County</b>						
<b>Revenues</b>						
<i>Municipal Courts</i>	\$11,196.24	\$23,979.16	21,457.50	22,473.86	\$1,016.36	4.7
<i>State Courts</i>	53,749.34	81,978.40	98,832.52	100,379.62	1,547.10	1.6
<i>Recoupment</i>	<u>9,253.05</u>	<u>9,678.56</u>	<u>16,136.02</u>	<u>23,532.41</u>	<u>7,396.39</u>	<u>45.8</u>
Total Revenues	74,198.63	115,636.12	136,426.04	146,385.89	9,959.85	7.3
Expenditures	<u>309,862.17</u>	<u>538,810.62</u>	<u>468,383.86</u>	<u>715,029.68</u>	<u>246,645.82</u>	<u>52.7</u>
Surplus/Deficit	(\$235,663.54)	(423,174.50)	(331,957.82)	(568,643.79)	\$236,685.97	71.3
% Recouped	3.0	1.8	3.45	3.29		
<b>Pike County</b>						
<b>Revenues</b>						
<i>Municipal Courts</i>	\$7,563.00	\$17,389.23	18,403.25	18,657.75	\$254.50	1.4
<i>State Courts</i>	55,693.58	79,398.97	101,345.54	107,142.70	5,797.16	5.7
<i>Recoupment</i>	<u>20,270.73</u>	<u>21,817.21</u>	<u>20,181.58</u>	<u>15,649.96</u>	<u>(4,531.62)</u>	<u>(22.5)</u>
Total Revenues	83,527.31	118,605.41	139,930.37	141,450.41	1,520.04	1.1
Expenditures	<u>157,820.18</u>	<u>280,813.71</u>	<u>271,472.55</u>	<u>375,862.97</u>	<u>104,390.42</u>	<u>38.5</u>
Surplus/Deficit	(\$74,292.87)	(162,208.30)	(131,542.18)	(234,412.56)	\$102,870.38	78.2
% Recouped	12.8	7.8	7.43	4.16		

Table 7: Fair Trial Tax Fund Revenues/Expenditures FY 1999 - FY 2002

	FY 1999	FY 2000	FY 2001	FY 2002	Change FY 2001-2002	
					#	%
<b>13TH CIRCUIT (Mobile County)</b>						
Revenues						
<i>Municipal Courts</i>	\$143,827.10	\$370,217.93	309,309.64	293,349.64	(\$15,960.00)	(5.2)
<i>State Courts</i>	339,380.78	558,985.06	709,677.90	725,581.19	15,903.29	2.2
<i>Recoupment</i>	<u>33,128.64</u>	<u>34,897.46</u>	<u>44,429.59</u>	<u>50,670.77</u>	<u>6,241.18</u>	<u>14.0</u>
Total Revenues	516,336.52	964,100.45	1,063,417.13	1,069,601.60	6,184.47	0.6
Expenditures	<u>936,039.44</u>	<u>1,655,404.58</u>	<u>1,826,563.30</u>	<u>1,901,901.15</u>	<u>75,337.85</u>	<u>4.1</u>
Surplus/Deficit	(\$419,702.92)	(691,304.13)	(763,146.17)	(832,299.55)	\$69,153.38	9.1
% Recouped	3.5	2.1	2.43	2.66		
<b>14TH CIRCUIT (Walker County)</b>						
Revenues						
<i>Municipal Courts</i>	\$69,310.98	\$83,085.14	85,587.96	85,420.49	(\$167.47)	(0.2)
<i>State Courts</i>	61,336.91	81,915.69	84,155.15	113,167.07	29,011.92	34.5
<i>Recoupment</i>	<u>28,296.55</u>	<u>34,352.78</u>	<u>21,026.03</u>	<u>34,677.32</u>	<u>13,651.29</u>	<u>64.9</u>
Total Revenues	158,944.44	199,353.61	190,769.14	233,264.88	42,495.74	22.3
Expenditures	<u>375,877.38</u>	<u>647,766.32</u>	<u>634,205.26</u>	<u>926,287.33</u>	<u>292,082.07</u>	<u>46.1</u>
Surplus/Deficit	(\$216,932.94)	(448,412.71)	(443,436.12)	(693,022.45)	\$249,586.33	56.3
% Recouped	7.5	5.3	3.32	3.74		
<b>15TH CIRCUIT (Montgomery County)</b>						
Revenues						
<i>Municipal Courts</i>	\$257,661.50	\$343,375.39	256,489.29	251,781.73	(\$4,707.56)	(1.8)
<i>State Courts</i>	278,716.34	445,762.13	585,988.82	560,093.34	(25,895.48)	(4.4)
<i>Recoupment</i>	<u>68,705.28</u>	<u>70,954.02</u>	<u>65,962.70</u>	<u>79,360.81</u>	<u>13,398.11</u>	<u>20.3</u>
Total Revenues	605,083.12	860,091.54	908,440.81	891,235.88	(17,204.93)	(1.9)
Expenditures	<u>1,183,024.28</u>	<u>1,534,017.12</u>	<u>1,392,617.48</u>	<u>1,865,844.52</u>	<u>473,227.04</u>	<u>34.0</u>
Surplus/Deficit	(\$577,941.16)	(673,925.58)	(484,176.67)	(974,608.64)	\$490,431.97	101.3
% Recouped	5.8	4.6	4.74	4.25		
<b>16TH CIRCUIT (Etowah County)</b>						
Revenues						
<i>Municipal Courts</i>	\$44,199.52	\$58,481.54	35,638.17	48,760.30	\$13,122.13	36.8
<i>State Courts</i>	101,632.53	154,081.20	173,591.50	191,830.22	18,238.72	10.5
<i>Recoupment</i>	<u>58,520.75</u>	<u>63,871.32</u>	<u>60,955.47</u>	<u>61,059.91</u>	<u>104.44</u>	<u>0.2</u>
Total Revenues	204,352.80	276,434.06	270,185.14	301,650.43	31,465.29	11.6
Expenditures	<u>504,242.04</u>	<u>666,867.84</u>	<u>767,695.33</u>	<u>1,073,234.43</u>	<u>305,539.10</u>	<u>39.8</u>
Surplus/Deficit	(\$299,889.24)	(390,433.78)	(497,510.19)	(771,584.00)	\$274,073.81	55.1
% Recouped	11.6	9.6	7.94	5.69		

Table 7: Fair Trial Tax Fund Revenues/Expenditures FY 1999 - FY 2002

	FY 1999	FY 2000	FY 2001	FY 2002	Change FY 2001-2002	
					#	%
<b>17TH CIRCUIT</b>						
<b>Revenues</b>						
<i>Municipal Courts</i>	\$26,441.75	\$46,901.60	45,419.63	34,113.12	(\$11,306.51)	(24.9)
<i>State Courts</i>	83,065.67	159,214.79	138,521.13	157,591.60	19,070.47	13.8
<i>Recoupment</i>	<u>1,375.43</u>	<u>4,552.03</u>	<u>2,771.22</u>	<u>4,155.12</u>	<u>1,383.90</u>	<u>49.9</u>
Total Revenues	110,882.85	210,668.42	186,711.98	195,859.84	9,147.86	4.9
Expenditures	<u>411,809.47</u>	<u>613,710.70</u>	<u>747,865.70</u>	<u>746,261.70</u>	<u>(1,604.00)</u>	<u>(0.2)</u>
Surplus/Deficit	(\$300,926.62)	(403,042.28)	(561,153.72)	(550,401.86)	(\$10,751.86)	(1.9)
% Recouped	0.3	0.7	0.37	0.56		
<b>Greene County</b>						
<b>Revenues</b>						
<i>Municipal Courts</i>	\$2,172.00	\$1,943.50	2,990.51	1,865.00	(\$1,125.51)	(37.6)
<i>State Courts</i>	23,081.30	37,884.51	44,514.61	38,229.99	(6,284.62)	(14.1)
<i>Other (Examiners)</i>			(7.00)			
<i>Recoupment</i>	<u>200.00</u>	<u>50.00</u>	<u>201.65</u>	<u>55.84</u>	<u>(145.81)</u>	<u>(72.3)</u>
Total Revenues	25,453.30	39,878.01	47,706.77	40,150.83	(7,555.94)	(15.8)
Expenditures	<u>117,799.88</u>	<u>193,702.26</u>	<u>199,444.66</u>	<u>204,312.79</u>	<u>4,868.13</u>	<u>2.4</u>
Surplus/Deficit	(\$92,346.58)	(153,824.25)	(151,737.89)	(164,161.96)	\$12,424.07	8.2
% Recouped	0.2	0.0	0.10	0.03		
<b>Marengo County</b>						
<b>Revenues</b>						
<i>Municipal Courts</i>	\$17,947.75	\$32,300.10	29,840.72	24,524.55	(\$5,316.17)	(17.8)
<i>State Courts</i>	36,311.21	55,164.63	59,158.07	62,260.78	3,102.71	5.2
<i>Recoupment</i>	<u>935.43</u>	<u>1,853.03</u>	<u>1,356.57</u>	<u>1,166.48</u>	<u>(190.09)</u>	<u>(14.0)</u>
Total Revenues	55,194.39	89,317.76	90,355.36	87,951.81	(2,403.55)	(2.7)
Expenditures	<u>145,128.30</u>	<u>261,424.55</u>	<u>312,167.80</u>	<u>360,402.30</u>	<u>48,234.50</u>	<u>15.5</u>
Surplus/Deficit	(\$89,933.91)	(172,106.79)	(221,812.44)	(272,450.49)	\$50,638.05	22.8
% Recouped	0.6	0.7	0.43	0.32		
<b>Sumter County</b>						
<b>Revenues</b>						
<i>Municipal Courts</i>	\$6,322.00	\$12,658.00	12,588.40	7,723.57	(\$4,864.83)	(38.6)
<i>State Courts</i>	23,673.16	66,165.65	34,848.45	57,100.83	22,252.38	63.9
<i>Other (Examiners)</i>	0.00	0.00	0.00	0.00	0.00	#DIV/0!
<i>Recoupment</i>	<u>240.00</u>	<u>2,649.00</u>	<u>1,213.00</u>	<u>2,932.80</u>	<u>1,719.80</u>	<u>141.8</u>
Total Revenues	30,235.16	81,472.65	48,649.85	67,757.20	19,107.35	39.3
Expenditures	<u>148,881.29</u>	<u>158,583.89</u>	<u>236,253.24</u>	<u>181,546.61</u>	<u>(54,706.63)</u>	<u>(23.2)</u>
Surplus/Deficit	(\$118,646.13)	(77,111.2)	(187,603.39)	(113,789.41)	(\$73,813.98)	(39.3)
% Recouped	0.2	1.7	0.51	1.62		



Table 7: Fair Trial Tax Fund Revenues/Expenditures FY 1999 - FY 2002

	<u>FY 1999</u>	<u>FY 2000</u>	<u>FY 2001</u>	<u>FY 2002</u>	<u>Change</u> <u>FY 2001-2002</u>	
					<u>#</u>	<u>%</u>
<b>18TH CIRCUIT (Shelby County)</b>						
<b>Revenues</b>						
<i>Municipal Courts</i>	\$107,271.85	\$236,431.75	231,000.75	230,562.28	(\$438.47)	(0.2)
<i>State Courts</i>	91,977.88	155,798.13	219,006.40	224,109.89	5,103.49	2.3
<i>Recoupment</i>	<u>72,908.13</u>	<u>56,998.44</u>	<u>65,343.15</u>	<u>71,608.90</u>	<u>6,265.75</u>	<u>9.6</u>
Total Revenues	272,157.86	449,228.32	515,350.30	526,281.07	10,930.77	2.1
Expenditures	<u>389,716.76</u>	<u>400,755.78</u>	<u>552,313.48</u>	<u>529,677.42</u>	<u>(22,636.06)</u>	<u>(4.1)</u>
Surplus/Deficit	(\$117,558.90)	48,472.54	(36,963.18)	(3,396.35)	(\$33,566.83)	(90.8)
% Recouped	18.7	14.2	11.83	13.52		
<b>19TH CIRCUIT</b>						
<b>Revenues</b>						
<i>Municipal Courts</i>	\$74,851.51	\$151,185.68	152,654.87	150,530.81	(\$2,124.06)	(1.4)
<i>State Courts</i>	207,927.65	325,849.35	386,865.08	381,746.89	(5,118.19)	(1.3)
<i>Other (Examiners)</i>	0.00	0.00	0.00	0.00	0.00	#DIV/0!
<i>Recoupment</i>	<u>49,578.04</u>	<u>52,613.38</u>	<u>51,789.49</u>	<u>49,915.15</u>	<u>(1,874.34)</u>	<u>(3.6)</u>
Total Revenues	332,357.20	529,648.41	591,309.44	582,192.85	(9,116.59)	(1.5)
Expenditures	<u>408,605.56</u>	<u>608,046.28</u>	<u>712,550.45</u>	<u>735,081.91</u>	<u>22,531.46</u>	<u>3.2</u>
Surplus/Deficit	(\$76,248.36)	(78,397.87)	(121,241.01)	(152,889.06)	\$31,648.05	26.1
% Recouped	12.1	8.7	7.27	6.79		
<b>Autauga County</b>						
<b>Revenues</b>						
<i>Municipal Courts</i>	\$37,119.91	\$63,669.18	62,390.62	52,024.98	(\$10,365.64)	(16.6)
<i>State Courts</i>	56,523.58	79,505.57	105,075.92	100,481.78	(4,594.14)	(4.4)
<i>Recoupment</i>	<u>19,773.44</u>	<u>17,693.33</u>	<u>20,002.95</u>	<u>11,276.08</u>	<u>(8,726.87)</u>	<u>(43.6)</u>
Total Revenues	113,416.93	160,868.08	187,469.49	163,782.84	(23,686.65)	(12.6)
Expenditures	<u>76,016.09</u>	<u>112,665.72</u>	<u>107,955.21</u>	<u>157,408.63</u>	<u>49,453.42</u>	<u>45.8</u>
Surplus/Deficit	\$37,400.84	48,202.36	79,514.28	6,374.21	(\$73,140.07)	(92.0)
% Recouped	26.0	15.7	18.53	7.16		
<b>Chilton County</b>						
<b>Revenues</b>						
<i>Municipal Courts</i>	\$16,429.60	\$34,851.50	32,986.75	34,716.25	\$1,729.50	5.2
<i>State Courts</i>	57,539.51	105,616.54	118,362.87	111,575.08	(6,787.79)	(5.7)
<i>Recoupment</i>	<u>10,016.80</u>	<u>9,407.00</u>	<u>9,494.16</u>	<u>15,509.62</u>	<u>6,015.46</u>	<u>63.4</u>
Total Revenues	83,985.91	149,875.04	160,843.78	161,800.95	957.17	0.6
Expenditures	<u>201,551.49</u>	<u>290,695.26</u>	<u>331,046.42</u>	<u>371,690.77</u>	<u>40,644.35</u>	<u>12.3</u>
Surplus/Deficit	(\$117,565.58)	(140,820.22)	(170,202.64)	(209,889.82)	\$39,687.18	23.3
% Recouped	5.0	3.2	2.87	4.17		

Table 7: Fair Trial Tax Fund Revenues/Expenditures FY 1999 - FY 2002

	FY 1999	FY 2000	FY 2001	FY 2002	Change FY 2001-2002	
					#	%
<b>Elmore County</b>						
<b>Revenues</b>						
<i>Municipal Courts</i>	\$21,302.00	\$52,665.00	57,277.50	63,789.58	\$6,512.08	11.4
<i>State Courts</i>	93,864.56	140,727.24	163,426.29	169,690.03	6,263.74	3.8
<i>Recoupment</i>	<u>19,787.80</u>	<u>25,513.05</u>	<u>22,292.38</u>	<u>23,129.45</u>	<u>837.07</u>	<u>3.8</u>
Total Revenues	134,954.36	218,905.29	242,996.17	256,609.06	13,612.89	5.6
Expenditures	<u>131,037.98</u>	<u>204,685.30</u>	<u>273,548.82</u>	<u>205,982.51</u>	<u>(67,566.31)</u>	<u>(24.7)</u>
Surplus/Deficit	\$3,916.38	14,219.99	(30,552.65)	50,626.55	\$20,073.90	65.7
% Recouped	15.1	12.5	8.15	11.23		
<b>20TH CIRCUIT</b>						
<b>Revenues</b>						
<i>Municipal Courts</i>	\$91,031.03	\$131,843.30	120,671.31	114,145.70	(\$6,525.61)	(5.4)
<i>State Courts</i>	173,159.28	286,272.48	387,886.08	369,178.79	(18,707.29)	(4.8)
<i>Recoupment</i>	<u>162,578.81</u>	<u>183,846.02</u>	<u>240,069.82</u>	<u>327,847.52</u>	<u>87,777.70</u>	<u>36.6</u>
Total Revenues	426,769.12	601,961.80	748,627.21	811,172.01	62,544.80	8.4
Expenditures	<u>1,281,504.74</u>	<u>1,877,145.27</u>	<u>2,075,203.78</u>	<u>2,623,637.60</u>	<u>548,433.82</u>	<u>26.4</u>
Surplus/Deficit	(\$854,735.62)	(1,275,183.47)	(1,326,576.57)	(1,812,465.59)	\$485,889.02	36.6
% Recouped	12.7	9.8	11.57	12.50		
<b>Henry County</b>						
<b>Revenues</b>						
<i>Municipal Courts</i>	\$0.00	\$0.00	0.00	0.00	\$0.00	#DIV/0!
<i>State Courts</i>	47,756.40	76,965.55	94,846.48	91,761.30	(3,085.18)	(3.3)
<i>Recoupment</i>	<u>24,075.54</u>	<u>23,821.96</u>	<u>33,340.38</u>	<u>39,183.92</u>	<u>5,843.54</u>	<u>17.5</u>
Total Revenues	71,831.94	100,787.51	128,186.86	130,945.22	2,758.36	2.2
Expenditures	<u>110,220.23</u>	<u>226,575.41</u>	<u>259,743.38</u>	<u>285,823.54</u>	<u>26,080.16</u>	<u>10.0</u>
Surplus/Deficit	(\$38,388.29)	(125,787.90)	(131,556.52)	(154,878.32)	\$23,321.80	17.7
% Recouped	21.8	10.5	12.84	13.71		
<b>Houston County</b>						
<b>Revenues</b>						
<i>Municipal Courts</i>	\$91,031.03	\$131,843.30	120,671.31	114,145.70	(\$6,525.61)	(5.4)
<i>State Courts</i>	125,402.88	209,306.93	293,039.60	277,417.49	(15,622.11)	(5.3)
<i>Recoupment</i>	<u>138,503.27</u>	<u>160,024.06</u>	<u>206,729.44</u>	<u>288,663.60</u>	<u>81,934.16</u>	<u>39.6</u>
Total Revenues	354,937.18	501,174.29	620,440.35	680,226.79	59,786.44	9.6
Expenditures	<u>1,171,284.51</u>	<u>1,650,569.86</u>	<u>1,815,460.40</u>	<u>2,337,814.06</u>	<u>522,353.66</u>	<u>28.8</u>
Surplus/Deficit	(\$816,347.33)	(1,149,395.57)	(1,195,020.05)	(1,657,587.27)	\$462,567.22	38.7
% Recouped	11.8	9.7	11.39	12.35		

Table 7: Fair Trial Tax Fund Revenues/Expenditures FY 1999 - FY 2002

	FY 1999	FY 2000	FY 2001	FY 2002	Change FY 2001-2002	
					#	%
<b>21ST CIRCUIT (Escambia County)</b>						
Revenues						
<i>Municipal Courts</i>	\$6,971.60	\$14,961.34	17,544.16	14,559.01	(\$2,985.15)	(17.0)
<i>State Courts</i>	57,080.04	72,053.83	78,462.05	77,666.81	(795.24)	(1.0)
<i>Recoupment</i>	<u>18,172.64</u>	<u>19,820.83</u>	<u>17,759.76</u>	<u>19,978.76</u>	<u>2,219.00</u>	<u>12.5</u>
Total Revenues	82,224.28	106,836.00	113,765.97	112,204.58	(1,561.39)	(1.4)
Expenditures	<u>136,038.98</u>	<u>141,445.41</u>	<u>143,521.07</u>	<u>183,878.48</u>	<u>40,357.41</u>	<u>28.1</u>
Surplus/Deficit	(\$53,814.70)	(34,609.41)	(29,755.10)	(71,673.90)	\$41,918.80	140.9
% Recouped	13.4	14.0	12.37	10.87		
<b>22ND CIRCUIT (Covington County)</b>						
Revenues						
<i>Municipal Courts</i>	\$18,308.50	\$45,110.38	23,642.87	28,589.52	\$4,946.65	20.9
<i>State Courts</i>	39,734.32	58,786.13	80,405.86	85,765.25	5,359.39	6.7
<i>Recoupment</i>	<u>29,500.63</u>	<u>23,842.75</u>	<u>30,646.36</u>	<u>42,414.64</u>	<u>11,768.28</u>	<u>38.4</u>
Total Revenues	87,543.45	127,739.26	134,695.09	156,769.41	22,074.32	16.4
Expenditures	<u>175,829.87</u>	<u>306,605.78</u>	<u>362,311.88</u>	<u>468,062.83</u>	<u>105,750.95</u>	<u>29.2</u>
Surplus/Deficit	(\$88,286.42)	(178,866.52)	(227,616.79)	(311,293.42)	\$83,676.63	36.8
% Recouped	16.8	7.8	8.46	9.06		
<b>23RD CIRCUIT (Madison County)</b>						
Revenues						
<i>Municipal Courts</i>	\$22,349.13	\$220,802.71	91,627.11	123,085.48	\$31,458.37	34.3
<i>State Courts</i>	227,321.54	324,782.61	445,284.64	511,674.38	66,389.74	14.9
<i>Recoupment</i>	<u>131,750.88</u>	<u>139,675.56</u>	<u>150,700.38</u>	<u>153,302.90</u>	<u>2,602.52</u>	<u>1.7</u>
Total Revenues	381,421.55	685,260.88	687,612.13	788,062.76	100,450.63	14.6
Expenditures	<u>1,067,741.92</u>	<u>1,665,374.29</u>	<u>1,692,622.92</u>	<u>1,894,585.65</u>	<u>201,962.73</u>	<u>11.9</u>
Surplus/Deficit	(\$686,320.37)	(980,113.41)	(1,005,010.79)	(1,106,522.89)	\$101,512.10	10.1
% Recouped	12.3	8.4	8.90	8.09		
<b>24TH CIRCUIT</b>						
Revenues						
<i>Municipal Courts</i>	\$16,588.10	\$39,829.15	37,939.25	40,596.29	\$2,657.04	7.0
<i>State Courts</i>	90,837.53	115,930.31	139,209.22	140,385.81	1,176.59	0.8
<i>Recoupment</i>	<u>25,302.76</u>	<u>40,172.54</u>	<u>57,805.98</u>	<u>63,320.91</u>	<u>5,514.93</u>	<u>9.5</u>
Total Revenues	132,728.39	195,932.00	234,954.45	244,303.01	9,348.56	4.0
Expenditures	<u>388,652.17</u>	<u>513,493.6</u>	<u>579,161.95</u>	<u>537,924.80</u>	<u>(41,237.15)</u>	<u>(7.1)</u>
Surplus/Deficit	(\$255,923.78)	(317,561.6)	(344,207.50)	(293,621.79)	(\$50,585.71)	(14.7)
% Recouped	6.5	7.8	9.98	11.77		

Table 7: Fair Trial Tax Fund Revenues/Expenditures FY 1999 - FY 2002

	FY 1999	FY 2000	FY 2001	FY 2002	Change FY 2001-2002	
					#	%
<b>Fayette County</b>						
Revenues						
<i>Municipal Courts</i>	\$0.00	\$0.00	2,675.00	5,869.69	\$3,194.69	119.4
<i>State Courts</i>	27,693.74	42,176.56	45,776.42	49,251.05	3,474.63	7.6
<i>Recoupment</i>	<u>1,029.86</u>	<u>2,414.10</u>	<u>7,292.04</u>	<u>12,639.10</u>	<u>5,347.06</u>	<u>73.3</u>
Total Revenues	28,723.60	44,590.66	55,743.46	67,759.84	12,016.38	21.6
Expenditures	<u>145,163.37</u>	<u>143,719.50</u>	<u>203,702.39</u>	<u>161,249.09</u>	<u>(42,453.30)</u>	<u>(20.8)</u>
Surplus/Deficit	(\$116,439.77)	(99,128.84)	(147,958.93)	(93,489.25)	(\$54,469.68)	(36.8)
% Recouped	0.7	1.7	3.58	7.84		
<b>Lamar County</b>						
Revenues						
<i>Municipal Courts</i>	\$0.00	\$0.00	0.00	0.00	\$0.00	#DIV/0!
<i>State Courts</i>	36,799.91	42,510.32	51,850.92	50,097.46	(1,753.46)	(3.4)
<i>Recoupment</i>	<u>10,135.92</u>	<u>15,268.34</u>	<u>15,396.42</u>	<u>22,657.21</u>	<u>7,260.79</u>	<u>47.2</u>
Total Revenues	46,935.83	57,778.66	67,247.34	72,754.67	5,507.33	8.2
Expenditures	<u>66,366.53</u>	<u>70,315.84</u>	<u>122,686.96</u>	<u>126,882.65</u>	<u>4,195.69</u>	<u>3.4</u>
Surplus/Deficit	(\$19,430.70)	(12,537.18)	(55,439.62)	(54,127.98)	(\$1,311.64)	(2.4)
% Recouped	15.3	21.7	12.55	17.86		
<b>Pickens County</b>						
Revenues						
<i>Municipal Courts</i>	\$16,588.10	\$39,829.15	35,264.25	34,726.60	(\$537.65)	(1.5)
<i>State Courts</i>	26,343.88	31,243.43	41,581.88	41,037.30	(544.58)	(1.3)
<i>Recoupment</i>	<u>14,136.98</u>	<u>22,490.10</u>	<u>35,117.52</u>	<u>28,024.60</u>	<u>(7,092.92)</u>	<u>(20.2)</u>
Total Revenues	57,068.96	93,562.68	111,963.65	103,788.50	(8,175.15)	(7.3)
Expenditures	<u>177,122.27</u>	<u>299,458.30</u>	<u>252,772.60</u>	<u>249,793.06</u>	<u>(2,979.54)</u>	<u>(1.2)</u>
Surplus/Deficit	(\$120,053.31)	(205,895.6)	(140,808.95)	(146,004.56)	\$5,195.61	3.7
% Recouped	8.0	7.5	13.89	11.22		
<b>25TH CIRCUIT</b>						
Revenues						
<i>Municipal Courts</i>	\$44,866.00	\$62,868.00	52,081.50	46,134.00	(\$5,947.50)	(11.4)
<i>State Courts</i>	66,561.91	82,306.24	112,771.33	112,411.94	(359.39)	(0.3)
<i>Recoupment</i>	<u>8,788.87</u>	<u>4,096.50</u>	<u>5,218.01</u>	<u>2,879.16</u>	<u>(2,338.85)</u>	<u>(44.8)</u>
Total Revenues	120,216.78	149,270.74	170,070.84	161,425.10	(8,645.74)	(5.1)
Expenditures	<u>49,167.03</u>	<u>140,085.52</u>	<u>131,739.81</u>	<u>196,276.76</u>	<u>64,536.95</u>	<u>49.0</u>
Surplus/Deficit	\$71,049.75	9,185.22	38,331.03	(34,851.66)	(\$3,479.37)	(9.1)
% Recouped	17.9	2.9	3.96	1.47		

Table 7: Fair Trial Tax Fund Revenues/Expenditures FY 1999 - FY 2002

	FY 1999	FY 2000	FY 2001	FY 2002	Change FY 2001-2002	
					#	%
<b>Marion County</b>						
<b>Revenues</b>						
<i>Municipal Courts</i>	\$36,651.00	\$46,042.00	35,967.50	28,725.00	(\$7,242.50)	(20.1)
<i>State Courts</i>	36,763.34	42,033.31	51,969.23	64,167.30	12,198.07	23.5
<i>Recoupment</i>	<u>513.00</u>	<u>1,302.26</u>	<u>0.00</u>	<u>153.00</u>	\$153.00	#DIV/0!
<b>Total Revenues</b>	73,927.34	89,377.57	87,936.73	93,045.30	5,108.57	5.8
<b>Expenditures</b>	<u>23,409.57</u>	<u>67,108.34</u>	<u>45,419.13</u>	<u>83,372.03</u>	<u>37,952.90</u>	<u>83.6</u>
<b>Surplus/Deficit</b>	\$50,517.77	22,269.23	42,517.60	9,673.27	(\$32,844.33)	(77.2)
<b>% Recouped</b>	2.2	1.9	0.00	0.18		
<b>Winston County</b>						
<b>Revenues</b>						
<i>Municipal Courts</i>	\$8,215.00	\$16,826.00	16,114.00	17,409.00	\$1,295.00	8.0
<i>State Courts</i>	29,798.57	40,272.93	60,802.10	48,244.64	(12,557.46)	(20.7)
<i>Recoupment</i>	<u>8,275.87</u>	<u>2,794.24</u>	<u>5,218.01</u>	<u>2,726.16</u>	<u>(2,491.85)</u>	<u>(47.8)</u>
<b>Total Revenues</b>	46,289.44	59,893.17	82,134.11	68,379.80	(13,754.31)	(16.7)
<b>Expenditures</b>	<u>25,757.46</u>	<u>72,977.18</u>	<u>86,320.68</u>	<u>112,904.73</u>	<u>26,584.05</u>	<u>30.8</u>
<b>Surplus/Deficit</b>	\$20,531.98	(13,084.01)	(4,186.57)	(44,524.93)	\$40,338.36	963.5
<b>% Recouped</b>	32.1	3.8	6.04	2.41		
<b>26TH CIRCUIT (Russell County)</b>						
<b>Revenues</b>						
<i>Municipal Courts</i>	\$47,078.23	\$83,257.38	69,770.83	48,069.55	(\$21,701.28)	(31.1)
<i>State Courts</i>	62,641.65	95,401.31	115,701.59	129,294.90	13,593.31	11.7
<i>Recoupment</i>	<u>13,955.49</u>	<u>26,716.82</u>	<u>32,620.35</u>	<u>56,008.93</u>	<u>23,388.58</u>	<u>71.7</u>
<b>Total Revenues</b>	123,675.37	205,375.51	218,092.77	233,373.38	15,280.61	7.0
<b>Expenditures</b>	<u>267,792.26</u>	<u>494,511.60</u>	<u>559,177.90</u>	<u>639,869.43</u>	<u>80,691.53</u>	<u>14.4</u>
<b>Surplus/Deficit</b>	(\$144,116.89)	(289,136.09)	(341,085.13)	(406,496.05)	\$65,410.92	19.2
<b>% Recouped</b>	5.2	5.4	5.83	8.75		
<b>27TH CIRCUIT (Marshall County)</b>						
<b>Revenues</b>						
<i>Municipal Courts</i>	\$41,342.19	\$128,631.88	114,014.28	146,719.44	\$32,705.16	28.7
<i>State Courts</i>	122,949.60	149,483.44	175,911.59	181,617.79	5,706.20	3.2
<i>Recoupment</i>	<u>59,214.34</u>	<u>48,060.34</u>	<u>37,468.86</u>	<u>32,642.83</u>	<u>(4,826.03)</u>	<u>(12.9)</u>
<b>Total Revenues</b>	223,506.13	326,175.66	327,394.73	360,980.06	33,585.33	10.3
<b>Expenditures</b>	<u>209,066.24</u>	<u>216,792.29</u>	<u>238,626.76</u>	<u>310,596.35</u>	<u>71,969.59</u>	<u>30.2</u>
<b>Surplus/Deficit</b>	\$14,439.89	109,383.37	88,767.97	50,383.71	(\$38,384.26)	(43.2)
<b>% Recouped</b>	28.3	22.2	15.70	10.51		

Table 7: Fair Trial Tax Fund Revenues/Expenditures FY 1999 - FY 2002

	FY 1999	FY 2000	FY 2001	FY 2002	Change FY 2001-2002	
					#	%
<b>28TH CIRCUIT (Baldwin County)</b>						
Revenues						
<i>Municipal Courts</i>	\$126,068.19	\$237,472.14	238,315.20	247,335.44	\$9,020.24	3.8
<i>State Courts</i>	230,294.06	305,538.80	372,581.36	371,336.20	(1,245.16)	(0.3)
<i>Recoupment</i>	<u>32,449.64</u>	<u>44,506.54</u>	<u>48,595.08</u>	<u>48,289.52</u>	<u>(305.56)</u>	<u>(0.6)</u>
Total Revenues	388,811.89	587,517.48	659,491.64	666,961.16	7,469.52	1.1
Expenditures	<u>777,055.59</u>	<u>707,130.69</u>	<u>708,151.78</u>	<u>960,562.59</u>	<u>252,410.81</u>	<u>35.6</u>
Surplus/Deficit	(\$388,243.70)	(119,613.21)	(48,660.14)	(293,601.43)	\$244,941.29	503.4
% Recouped	4.2	6.3	6.86	5.03		
<b>29TH CIRCUIT (Talladega County)</b>						
Revenues						
<i>Municipal Courts</i>	\$40,502.00	\$85,082.00	73,012.25	90,170.74	\$17,158.49	23.5
<i>State Courts</i>	93,754.11	142,694.54	160,891.26	145,454.21	(15,437.05)	(9.6)
<i>Recoupment</i>	<u>29,380.69</u>	<u>34,824.84</u>	<u>43,991.60</u>	<u>53,471.06</u>	<u>9,479.46</u>	<u>21.5</u>
Total Revenues	163,636.80	262,601.38	277,895.11	289,096.01	11,200.90	4.0
Expenditures	<u>230,271.83</u>	<u>544,789.49</u>	<u>497,015.90</u>	<u>533,694.44</u>	<u>36,678.54</u>	<u>7.4</u>
Surplus/Deficit	(\$66,635.03)	(282,188.11)	(219,120.79)	(244,598.43)	\$25,477.64	11.6
% Recouped	12.8	6.4	8.85	10.02		
<b>30TH CIRCUIT (St. Clair County)</b>						
Revenues						
<i>Municipal Courts</i>	\$34,961.75	\$69,233.38	74,852.66	71,265.05	(\$3,587.61)	(4.8)
<i>State Courts</i>	66,944.04	95,556.82	129,365.41	166,088.92	36,723.51	28.4
<i>Recoupment</i>	<u>26,469.34</u>	<u>40,224.41</u>	<u>62,514.42</u>	<u>57,128.49</u>	<u>(5,385.93)</u>	<u>(8.6)</u>
Total Revenues	128,375.13	205,014.61	266,732.49	294,482.46	27,749.97	10.4
Expenditures	<u>396,027.54</u>	<u>536,949.16</u>	<u>460,414.35</u>	<u>574,612.62</u>	<u>114,198.27</u>	<u>24.8</u>
Surplus/Deficit	(\$267,652.41)	(331,934.55)	(193,681.86)	(280,130.16)	\$86,448.30	44.6
% Recouped	6.7	7.5	13.58	9.94		
<b>31ST CIRCUIT (Colbert County)</b>						
Revenues						
<i>Municipal Courts</i>	26,861.00	\$52,573.96	48,708.28	49,131.19	\$422.91	0.9
<i>State Courts</i>	68,740.82	90,568.93	107,346.29	103,364.50	(3,981.79)	(3.7)
<i>Recoupment</i>	<u>22,217.72</u>	<u>30,672.88</u>	<u>20,646.85</u>	<u>31,767.32</u>	<u>11,120.47</u>	<u>53.9</u>
Total Revenues	117,819.54	173,815.77	176,701.42	184,263.01	7,561.59	4.3
Expenditures	<u>151,537.24</u>	<u>142,192.01</u>	<u>155,065.53</u>	<u>168,234.57</u>	<u>13,169.04</u>	<u>8.5</u>
Surplus/Deficit	(\$33,717.70)	31,623.76	21,635.89	16,028.44	(\$5,607.45)	(25.9)
% Recouped	14.7	21.6	13.31	18.88		



Table 7: Fair Trial Tax Fund Revenues/Expenditures FY 1999 - FY 2002

	FY 1999	FY 2000	FY 2001	FY 2002	Change FY 2001-2002	
					#	%
<b>32ND CIRCUIT (Cullman County)</b>						
<b>Revenues</b>						
<i>Municipal Courts</i>	\$20,088.17	\$34,371.56	21,652.28	25,224.45	\$3,572.17	16.5
<i>State Courts</i>	132,626.75	184,608.21	183,999.53	161,612.47	(22,387.06)	(12.2)
<i>Recoupment</i>	<u>27,526.54</u>	<u>22,268.08</u>	<u>28,677.43</u>	<u>35,201.28</u>	<u>6,523.85</u>	<u>22.7</u>
Total Revenues	180,241.46	241,247.85	234,329.24	222,038.20	(12,291.04)	(5.2)
<b>Expenditures</b>						
	<u>361,125.08</u>	<u>678,510.79</u>	<u>886,051.20</u>	<u>956,071.07</u>	<u>70,019.87</u>	<u>7.9</u>
Surplus/Deficit	(\$180,883.62)	(437,262.94)	(651,721.96)	(734,032.87)	\$82,310.91	12.6
% Recouped	7.6	3.3	3.24	3.68		
<b>33RD CIRCUIT</b>						
<b>Revenues</b>						
<i>Municipal Courts</i>	\$65,366.70	\$119,617.54	128,587.26	138,977.79	\$10,390.53	8.1
<i>State Courts</i>	84,260.71	129,055.35	159,020.33	142,562.21	(16,458.12)	(10.3)
<i>Recoupment</i>	<u>42,446.38</u>	<u>49,308.77</u>	<u>51,038.89</u>	<u>53,262.54</u>	<u>2,223.65</u>	<u>4.4</u>
Total Revenues	192,073.79	297,981.66	338,646.48	334,802.54	(3,843.94)	(1.1)
<b>Expenditures</b>						
	<u>425,539.02</u>	<u>479,373.62</u>	<u>436,920.92</u>	<u>666,866.24</u>	<u>229,945.32</u>	<u>52.6</u>
Surplus/Deficit	(\$233,465.23)	(181,391.96)	(98,274.44)	(332,063.70)	\$233,789.26	237.9
% Recouped	10.0	10.3	11.68	7.99		
<b>Dale County</b>						
<b>Revenues</b>						
<i>Municipal Courts</i>	\$59,318.64	\$110,110.60	113,276.54	119,989.08	\$6,712.54	5.9
<i>State Courts</i>	56,434.01	86,314.61	110,337.38	94,566.89	(15,770.49)	(14.3)
<i>Other (Adjustment)</i>	0.00	0.00	0.00		\$0.00	#DIV/0!
<i>Recoupment</i>	<u>26,355.30</u>	<u>36,953.29</u>	<u>36,483.00</u>	<u>35,614.32</u>	<u>(868.68)</u>	<u>(2.4)</u>
Total Revenues	142,107.95	233,378.50	260,096.92	250,170.29	(9,926.63)	(3.8)
<b>Expenditures</b>						
	<u>343,857.00</u>	<u>342,257.29</u>	<u>317,199.53</u>	<u>436,952.62</u>	<u>119,753.09</u>	<u>37.8</u>
Surplus/Deficit	(\$201,749.05)	(108,878.79)	(57,102.61)	(186,782.33)	\$129,679.72	227.1
% Recouped	7.7	10.8	11.50	8.15		
<b>Geneva County</b>						
<b>Revenues</b>						
<i>Municipal Courts</i>	\$6,048.06	\$9,506.94	15,310.72	18,988.71	\$3,677.99	24.0
<i>State Courts</i>	27,826.70	42,740.74	48,682.95	47,995.32	(687.63)	(1.4)
<i>Recoupment</i>	<u>16,091.08</u>	<u>12,355.48</u>	<u>14,555.89</u>	<u>17,648.22</u>	<u>3,092.33</u>	<u>21.2</u>
Total Revenues	49,965.84	64,603.16	78,549.56	84,632.25	6,082.69	7.7
<b>Expenditures</b>						
	<u>81,682.02</u>	<u>137,116.33</u>	<u>119,721.39</u>	<u>229,913.62</u>	<u>110,192.23</u>	<u>92.0</u>
Surplus/Deficit	(\$31,716.18)	(72,513.17)	(41,171.83)	(145,281.37)	\$104,109.54	252.9
% Recouped	19.7	9.0	12.16	7.68		

Table 7: Fair Trial Tax Fund Revenues/Expenditures FY 1999 - FY 2002

	<u>FY 1999</u>	<u>FY 2000</u>	<u>FY 2001</u>	<u>FY 2002</u>	<u>Change</u> <u>FY 2001-2002</u>	
					<u>#</u>	<u>%</u>
<b>34TH CIRCUIT (Franklin County)</b>						
Revenues						
<i>Municipal Courts</i>	\$7,656.00	\$11,072.00	9,060.00	7,757.25	(\$1,302.75)	(14.4)
<i>State Courts</i>	48,572.85	72,782.93	91,827.01	92,760.52	933.51	1.0
<i>Recoupment</i>	<u>14,491.33</u>	<u>24,101.62</u>	<u>24,698.53</u>	<u>32,382.47</u>	<u>7,683.94</u>	<u>31.1</u>
Total Revenues	70,720.18	107,956.55	125,585.54	132,900.24	7,314.70	5.8
Expenditures	<u>145,722.62</u>	<u>296,080.41</u>	<u>251,501.96</u>	<u>306,964.82</u>	<u>55,462.86</u>	<u>22.1</u>
Surplus/Deficit	(\$75,002.44)	(188,123.86)	(125,916.42)	(174,064.58)	\$48,148.16	38.2
% Recouped	9.9	8.1	9.82	10.55		
<b>35TH CIRCUIT</b>						
Revenues						
<i>Municipal Courts</i>	\$22,884.32	\$39,207.25	35,198.00	38,876.00	\$3,678.00	10.4
<i>State Courts</i>	60,277.61	101,369.88	116,232.14	114,609.89	(1,622.25)	(1.4)
<i>Recoupment</i>	<u>34,164.75</u>	<u>35,419.77</u>	<u>26,648.47</u>	<u>30,342.32</u>	<u>3,693.85</u>	<u>13.9</u>
Total Revenues	117,326.68	175,996.90	178,078.61	183,828.21	5,749.60	3.2
Expenditures	<u>170,280.43</u>	<u>194,614.85</u>	<u>248,161.68</u>	<u>254,602.21</u>	<u>6,440.53</u>	<u>2.6</u>
Surplus/Deficit	(\$52,953.75)	(18,617.95)	(70,083.07)	(70,774.00)	\$690.93	1.0
% Recouped	20.1	18.2	10.74	11.92		
<b>Conecuh County</b>						
Revenues						
<i>Municipal Courts</i>	\$13,538.50	\$28,559.50	20,205.00	21,073.25	\$868.25	4.3
<i>State Courts</i>	34,657.90	50,191.47	55,130.06	49,232.24	(5,897.82)	(10.7)
<i>Recoupment</i>	<u>17,557.61</u>	<u>12,275.73</u>	<u>15,843.41</u>	<u>8,893.19</u>	<u>(6,950.22)</u>	<u>(43.9)</u>
Total Revenues	65,754.01	91,026.70	91,178.47	79,198.68	(11,979.79)	(13.1)
Expenditures	<u>97,389.43</u>	<u>109,009.40</u>	<u>107,482.62</u>	<u>148,036.88</u>	<u>40,554.26</u>	<u>37.7</u>
Surplus/Deficit	(\$31,635.42)	(17,982.70)	(16,304.15)	(68,838.20)	\$52,534.05	322.2
% Recouped	18.0	11.3	14.74	6.01		
<b>Monroe County</b>						
Revenues						
<i>Municipal Courts</i>	\$9,345.82	\$10,647.75	14,993.00	17,802.75	\$2,809.75	18.7
<i>State Courts</i>	25,619.71	51,178.41	61,102.08	65,377.65	4,275.57	7.0
<i>Other (adjustment)</i>	0.00	0.00	0.00		\$0.00	#DIV/0!
<i>Recoupment</i>	<u>16,607.14</u>	<u>23,144.04</u>	<u>10,805.06</u>	<u>21,449.13</u>	<u>10,644.07</u>	<u>98.5</u>
Total Revenues	51,572.67	84,970.20	86,900.14	104,629.53	17,729.39	20.4
Expenditures	<u>72,891.00</u>	<u>85,605.45</u>	<u>140,679.06</u>	<u>106,565.33</u>	<u>(34,113.73)</u>	<u>(24.2)</u>
Surplus/Deficit	(\$21,318.33)	(635.25)	(53,778.92)	(1,935.80)	(\$51,843.12)	(96.4)
% Recouped	22.8	27.0	7.68	20.13		

Table 7: Fair Trial Tax Fund Revenues/Expenditures FY 1999 - FY 2002

	FY 1999	FY 2000	FY 2001	FY 2002	Change FY 2001-2002	
					#	%
<b>36TH CIRCUIT (Lawrence County)</b>						
Revenues						
<i>Municipal Courts</i>	\$13,676.50	\$21,805.00	21,687.46	20,692.20	(\$995.26)	(4.6)
<i>State Courts</i>	47,905.08	74,640.94	86,318.74	88,672.02	2,353.28	2.7
<i>Recoupment</i>	<u>16,420.60</u>	<u>12,429.73</u>	<u>14,796.76</u>	<u>17,384.94</u>	<u>2,588.18</u>	<u>17.5</u>
Total Revenues	78,002.18	108,875.67	122,802.96	126,749.16	3,946.20	3.2
Expenditures	<u>106,684.07</u>	<u>124,892.43</u>	<u>128,372.77</u>	<u>132,616.94</u>	<u>4,244.17</u>	<u>3.3</u>
Surplus/Deficit	(\$28,681.89)	(16,016.76)	(5,569.81)	(5,867.78)	\$297.97	5.3
% Recouped	15.4	10.0	11.53	13.11		
<b>37TH CIRCUIT (Lee County)</b>						
Revenues						
<i>Municipal Courts</i>	\$54,727.78	\$114,681.66	145,067.16	164,261.61	\$19,194.45	13.2
<i>State Courts</i>	105,088.25	177,541.36	216,503.17	217,954.18	1,451.01	0.7
<i>Recoupment</i>	<u>75,182.58</u>	<u>53,891.23</u>	<u>51,930.51</u>	<u>61,734.77</u>	<u>9,804.26</u>	<u>18.9</u>
Total Revenues	234,998.61	346,114.25	413,500.84	443,950.56	30,449.72	7.4
Expenditures	<u>358,102.62</u>	<u>485,948.97</u>	<u>390,542.31</u>	<u>428,265.05</u>	<u>37,722.74</u>	<u>9.7</u>
Surplus/Deficit	(\$123,104.01)	(139,834.72)	22,958.53	15,685.51	(\$7,273.02)	(31.7)
% Recouped	21.0	11.1	13.30	14.42		
<b>38TH CIRCUIT (Jackson County)</b>						
Revenues						
<i>Municipal Courts</i>	\$26,672.59	\$50,956.50	57,828.15	66,045.24	\$8,217.09	14.2
<i>State Courts</i>	70,013.57	107,276.77	138,768.78	134,187.94	(4,580.84)	(3.3)
<i>Recoupment</i>	<u>17,315.66</u>	<u>13,556.09</u>	<u>19,113.68</u>	<u>32,225.92</u>	<u>13,112.24</u>	<u>68.6</u>
Total Revenues	114,001.82	171,789.36	215,710.61	232,459.10	16,748.49	7.8
Expenditures	<u>163,101.41</u>	<u>216,937.63</u>	<u>348,179.37</u>	<u>496,686.12</u>	<u>148,506.75</u>	<u>42.7</u>
Surplus/Deficit	(\$49,099.59)	(45,148.27)	(132,468.76)	(264,227.02)	\$131,758.26	99.5
% Recouped	10.6	6.2	5.49	6.49		
<b>39TH CIRCUIT (Limestone County)</b>						
Revenues						
<i>Municipal Courts</i>	\$24,686.50	\$38,770.50	46,002.16	27,194.87	(\$18,807.29)	(40.9)
<i>State Courts</i>	97,493.16	133,285.54	143,928.74	136,790.27	(7,138.47)	(5.0)
<i>Recoupment</i>	<u>6,475.89</u>	<u>3,523.00</u>	<u>3,956.53</u>	<u>4,656.09</u>	<u>699.56</u>	<u>17.7</u>
Total Revenues	128,655.55	175,579.04	193,887.43	168,641.23	(25,246.20)	(13.0)
Expenditures	<u>161,747.43</u>	<u>211,236.84</u>	<u>225,732.06</u>	<u>324,429.86</u>	<u>98,697.80</u>	<u>43.7</u>
Surplus/Deficit	(\$33,091.88)	(35,657.80)	(31,844.63)	(155,788.63)	\$123,944.00	389.2
% Recouped	4.0	1.7	1.75	1.44		

Table 7: Fair Trial Tax Fund Revenues/Expenditures FY 1999 - FY 2002

	FY 1999	FY 2000	FY 2001	FY 2002	Change FY 2001-2002	
					#	%
<b>40TH CIRCUIT</b>						
<b>Revenues</b>						
<i>Municipal Courts</i>	\$6,228.00	\$20,312.50	17,062.50	13,948.50	(\$3,114.00)	(18.3)
<i>State Courts</i>	37,541.60	65,739.82	75,063.64	74,987.97	(75.67)	(0.1)
<i>Recoupment</i>	<u>11,336.81</u>	<u>20,082.87</u>	<u>14,635.75</u>	<u>14,813.89</u>	<u>178.14</u>	<u>1.2</u>
Total Revenues	55,106.41	106,135.19	106,761.89	103,750.36	(3,011.53)	(2.8)
Expenditures	<u>112,226.67</u>	<u>200,172.15</u>	<u>160,598.30</u>	<u>209,289.11</u>	<u>48,690.81</u>	<u>30.3</u>
Surplus/Deficit	(\$57,120.26)	(94,036.96)	(53,836.41)	(105,538.75)	\$51,702.34	96.0
% Recouped	10.1	10.0	9.11	7.08		
<b>Clay County</b>						
<b>Revenues</b>						
<i>Municipal Courts</i>	\$6,228.00	\$20,312.50	17,062.50	13,948.50	(\$3,114.00)	(18.3)
<i>State Courts</i>	13,277.14	23,090.96	30,534.77	29,822.64	(712.13)	(2.3)
<i>Recoupment</i>	<u>8,935.01</u>	<u>16,419.15</u>	<u>11,917.10</u>	<u>10,555.10</u>	<u>(1,362.00)</u>	<u>(11.4)</u>
Total Revenues	28,440.15	59,822.61	59,514.37	54,326.24	(5,188.13)	(8.7)
Expenditures	<u>65,570.89</u>	<u>97,797.98</u>	<u>96,034.34</u>	<u>115,623.08</u>	<u>19,588.74</u>	<u>20.4</u>
Surplus/Deficit	(\$37,130.74)	(37,975.37)	(36,519.97)	(61,296.84)	\$24,776.87	67.8
% Recouped	13.6	16.8	12.41	9.13		
<b>Coosa County</b>						
<b>Revenues</b>						
<i>Municipal Courts</i>	\$0.00	0.00	0.00	0.00	\$0.00	\$0.00
<i>State Courts</i>	24,264.46	\$42,648.86	44,528.87	45,165.33	636.46	1.43
<i>Recoupment</i>	<u>2,401.80</u>	<u>3,663.72</u>	<u>2,718.65</u>	<u>4,258.79</u>	<u>1,540.14</u>	<u>56.65</u>
Total Revenues	26,666.26	46,312.58	47,247.52	49,424.12	2,176.60	4.61
Expenditures	<u>46,655.78</u>	<u>102,374.17</u>	<u>64,563.96</u>	<u>93,666.03</u>	<u>29,102.07</u>	<u>45.07</u>
Surplus/Deficit	(\$19,989.52)	(56,061.59)	(17,316.44)	(44,241.91)	26,925.47	155.5
% Recouped	5.1	3.6	4.21	4.55		
<b>41ST CIRCUIT (Blount County)</b>						
<b>Revenues</b>						
<i>Municipal Courts</i>	\$17,253.69	\$32,378.21	26,567.35	32,557.78	\$5,990.43	22.5
<i>State Courts</i>	53,387.04	99,491.09	88,792.47	90,798.67	2,006.20	2.3
<i>Recoupment</i>	<u>13,235.35</u>	<u>16,905.00</u>	<u>15,708.53</u>	<u>34,746.20</u>	<u>19,037.67</u>	<u>121.2</u>
Total Revenues	83,876.08	148,774.30	131,068.35	158,102.65	27,034.30	20.6
Expenditures	<u>81,889.00</u>	<u>123,799.05</u>	<u>177,192.98</u>	<u>203,824.74</u>	<u>26,631.76</u>	<u>15.0</u>
Surplus/Deficit	\$1,987.08	24,975.25	(46,124.63)	(45,722.09)	(\$402.54)	(0.9)
% Recouped	16.2	13.7	8.87	17.05		

Table 7: Fair Trial Tax Fund Revenues/Expenditures FY 1999 - FY 2002

	<u>FY 1999</u>	<u>FY 2000</u>	<u>FY 2001</u>	<u>FY 2002</u>	<u>Change</u> <u>FY 2001-2002</u>	
					<u>#</u>	<u>%</u>
<b>ALABAMA</b>						
<b>Revenues</b>						
<i>Municipal Courts</i>	2,400,089.96	4,972,289.86	4,398,601.44	4,222,862.20	(\$175,739.24)	(4.0)
<i>State Courts</i>	5,183,807.06	7,849,873.21	9,693,930.30	9,881,083.69	187,153.39	1.9
<i>Other</i>	0.00	0.00	0.00	0.00	0.00	
<i>Recoupment</i>	8,907,445.73	14,065,366.84	15,422,720.69	15,804,494.87	<u>381,774.18</u>	<u>2.5</u>
<b>Total Revenues</b>	<b>9,190,224.89</b>	<b>14,542,401.87</b>	<b>15,962,240.64</b>	<b>16,336,772.57</b>	<b>374,531.93</b>	<b>2.3</b>
<b>Expenditures</b>	<b>20,965,004.56</b>	<b>29,836,452.46</b>	<b>31,823,314.22</b>	<b>37,537,295.47</b>	<u><b>5,713,981.25</b></u>	<u><b>18.0</b></u>
<b>Surplus/Deficit</b>	<b>(\$11,774,779.67)</b>	<b>(15,294,050.59)</b>	<b>(15,861,073.58)</b>	<b>(21,200,522.90)</b>	<b>\$5,339,449.32</b>	<b>33.7</b>
<b>% Recouped</b>	<b>42.5</b>	<b>47.1</b>	<b>48.46</b>	<b>42.10</b>		
<b>Docket Court Fees</b>			192,713.29			
<b>General Fund Transfer</b>	12,228,000.00	\$15,600,000.00	15,000,000.00	22,800,000.00	7,800,000.00	52.0
Appropriation transfer to Comptroller's Office	(50,000.00)	(50,000.00)	0.00	(50,000.00)		
<b>ISD -FRMS Charges</b>			(76,177.55)	(111,107.24)		
<b>Balance</b>	<b>403,220.33</b>	<b>255,949.41</b>	<b>(744,537.84)</b>	<b>1,438,369.86</b>	<b>2,182,907.70</b>	<b>293.2</b>

\*comptroller surplus/deficit incorrect-see Coffee Co. warrant cancellation not deducted from total.