

# ALABAMA UNIFIED JUDICIAL SYSTEM



## FISCAL YEAR 2016 ANNUAL REPORT AND STATISTICS



**ALABAMA ADMINISTRATIVE OFFICE OF COURTS**  
300 Dexter Avenue  
Montgomery, Alabama 36104-3741  
(866) 954-9411  
[www.alacourt.gov](http://www.alacourt.gov)

# ALABAMA UNIFIED JUDICIAL SYSTEM FISCAL YEAR 2016 ANNUAL REPORT AND STATISTICS

## TABLE OF CONTENTS

	Alabama’s Unified Judicial System.....	1
	The Supreme Court of Alabama.....	4
	Alabama Court of Criminal Appeals.....	17
	Alabama Court of Civil Appeals.....	28
	Supreme Court & State Law Library, Reporter of Decisions, and Marshal.....	39
	Judicial Inquiry Commission and Court of the Judiciary.....	43
	Administrative Office of Courts.....	45
	Directory of Alabama’s Circuits and Trial Courts.....	59
	Circuit Court Caseload Statistics.....	128
	District Court Caseload Statistics.....	144
	Jury Trials as a Percentage of Caseload Dispositions.....	156
	Jury Expenses.....	157
	Jury Costs Per Trial.....	158
	Municipal Court Caseload Statistics.....	159

Depicted on the cover of the Fiscal Year 2016 Annual Report Baldwin County Courthouse in Bay Minette, AL.

# ALABAMA'S UNIFIED JUDICIAL SYSTEM

The Judicial Article Implementation Act of 1975 (Act No. 1975-1205) revised the Alabama Court System and prescribed the pattern for its operation. The major changes included:

- Over four hundred trial courts were reorganized into a unified system;
- Judges were required to be attorneys, with the exception of probate judges;
- Uniform jurisdictions were established for all trial courts;
- Judges were prohibited from re-election or appointment after the age of seventy;
- Authority was granted to the Supreme Court of Alabama to adopt rules pertaining to the administration of courts as well as governing practice and procedure;
- Provisions for the adoption of the *Canons of Judicial Ethics*;
- Provisions for the flexible assignment of judges;
- A central judicial administration system was built into the Alabama Constitution;
- Provisions for a Judicial Compensation Commission; and
- The creation of the Judicial Inquiry Commission and the Court of the Judiciary.

Amendment 328 of the Alabama Constitution of 1901 further provided for the exclusive judicial power of the State to be vested in a Unified Judicial System, to become effective January 17, 1977. Today, the Supreme Court of Alabama, the Court of Criminal Appeals, the Court of Civil Appeals, and the Administrative Office of Courts all operate within a single location in Montgomery, Alabama.

---

---

The Alabama Constitution, in addition to providing for the appellate courts of the State, provides for a trial court of general jurisdiction, known as the circuit court; a trial court for limited jurisdiction known as the district court; a probate court; and such municipal courts as may be provided by law.

The State of Alabama is divided into 41 judicial circuits, numbered and composed of counties in the same region. Jury trials within the State of Alabama occur at the circuit court level.

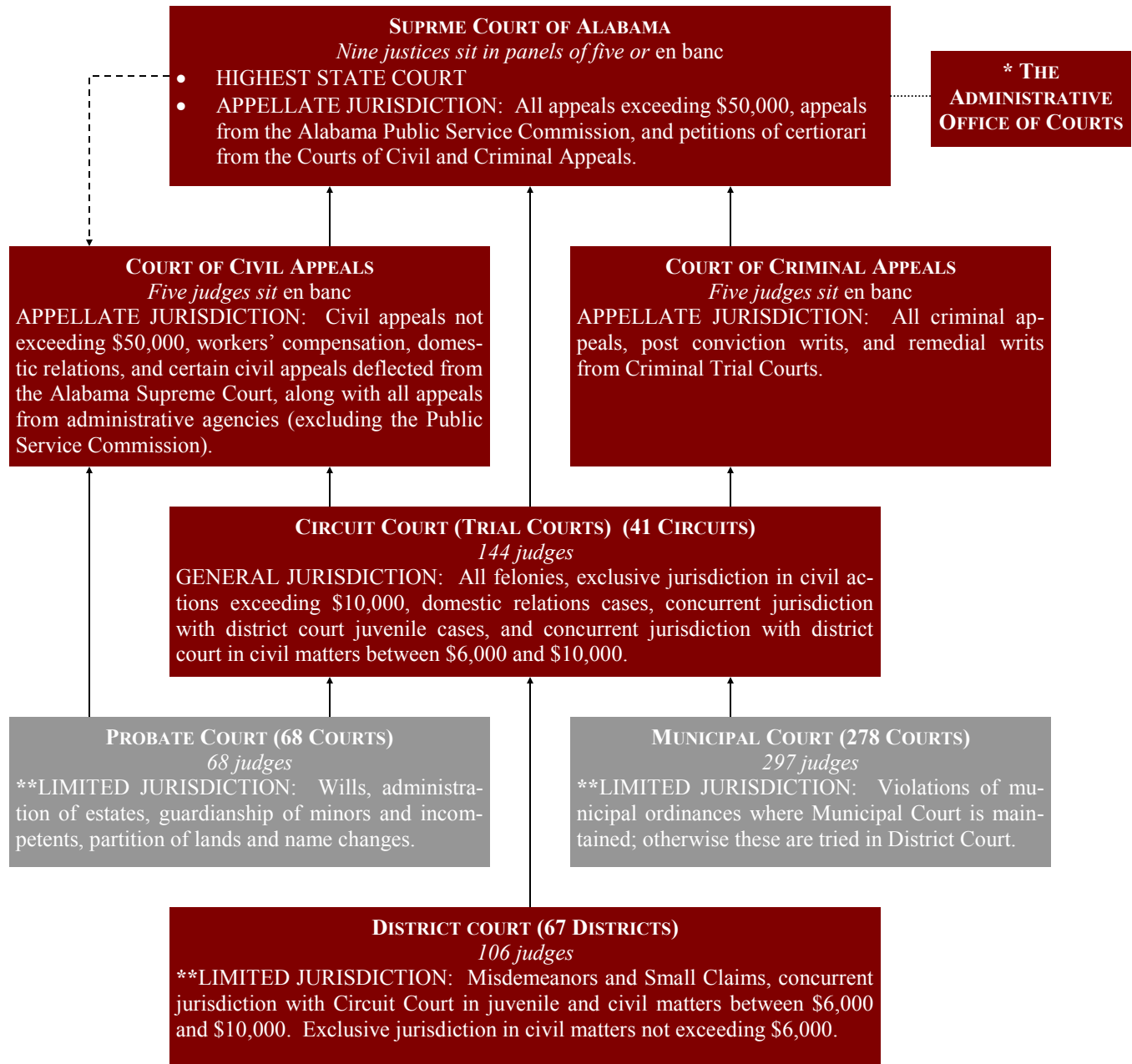
There is an office of the circuit clerk in each of the sixty-seven counties and one in the Bessemer Division of Jefferson County. The duties of the circuit clerk include the filing, processing, and maintenance of all court records. The circuit clerk is responsible for the same duties as they apply to the district court when there is no clerk appointed to the office of district clerk. There is currently only one district clerk in the State of Alabama.

Sessions of the district court are required to be held in each county seat. Although the district court is considered to be a “court of record,” transcripts or reports of the court proceedings are not required by law. All cases are tried without a jury.

Any given municipality of the State of Alabama, if it elects to do so, holds its own court proceedings according to the limitations provided by law. If the municipal court is abolished by that governing body, jurisdiction is transferred to the appropriate district court.

The probate courts in each county of the State have original and general jurisdictions over very specific matters delineated by statute. While constitutionally a part of the Alabama Judicial System, the probate courts are not included in the system’s budget and are administered locally by the respective probate judge. Funding is generated through the county governments or through fees generated in probate court.

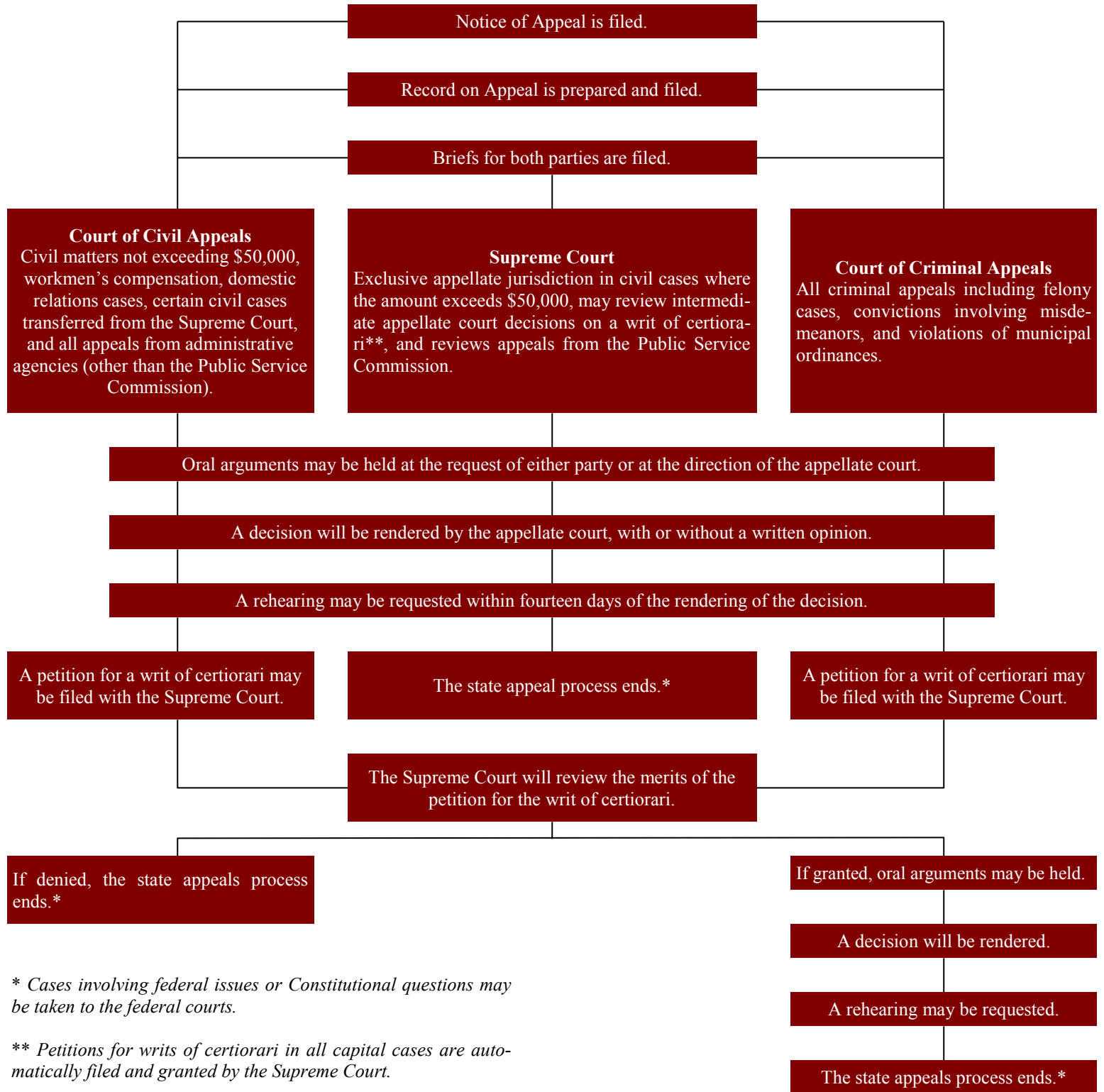
# ALABAMA'S UNIFIED JUDICIAL SYSTEM STRUCTURE AND JURISDICTION



\* Under the administrative authority of the Chief Justice.

\*\* Appeals from courts of limited jurisdiction go to Circuit Court for trial de novo (a new trial).

# THE APPELLATE PROCESS IN THE STATE OF ALABAMA



\* Cases involving federal issues or Constitutional questions may be taken to the federal courts.

\*\* Petitions for writs of certiorari in all capital cases are automatically filed and granted by the Supreme Court.

# THE SUPREME COURT OF ALABAMA



Seated, from left to right: Justice Tom Parker, Justice Lyn Stuart, Chief Justice Roy S. Moore, Justice Michael F. Bolin, and Justice Glenn Murdock.  
Standing, from left to right: Justice Alisa Kelli Wise, Justice James Allen Main, Justice Greg Shaw, and Justice Tommy Bryan.

**T**he Supreme Court of Alabama, Alabama’s court of last resort, is composed of a Chief Justice and eight Associate Justices. All members of the Court are elected in statewide elections to six-year terms. The Supreme Court has general supervisory authority over all courts in the State and power to review any judgment of these courts. In addition, the Supreme Court has the authority to make administrative rules and regulations to ensure the efficient and speedy administration of justice and to make and promulgate rules governing practice and procedure in all courts in the state.

To facilitate the decision-making process, the Supreme Court has traditionally been divided into two divisions with a panel of four associate justices each. The Chief Justice sits on both divisions. If the five members of a division disagree on the disposition of a particular case, the case must be submitted to the entire Court for

resolution. The Court’s internal rules require consideration by the full Court of petitions for certiorari review in capital cases in which the death penalty is imposed, cases declaring a statute unconstitutional, advisory opinions to the Governor or the Legislature, utility rate cases, cases overruling a previous decision of the Supreme Court, and petitions for certiorari review in instances where the Supreme Court is reversing a judgment of the Court of Criminal Appeals or the Court of Civil Appeals. The Supreme Court disposed of a total of 1,408 cases during fiscal year 2016. Of that total, 486 of the cases were direct appeals and 613 were petitions for writ of certiorari. The Court considered 256 petitions for writ of mandamus, 2 certified questions, 28 miscellaneous petitions, and 1 advisory opinion. The Supreme Court transferred (“deflected”), pursuant to §12-2-7(6), *Code of Alabama* 1975, 150 appeals to the Court of Civil Appeals.

# THE SUPREME COURT OF ALABAMA

## THE ALABAMA APPELLATE MEDIATION PROGRAM

The Alabama Appellate Mediation Program was created to provide parties an alternative method of resolving their disputes early in the appellate process, thereby saving the parties time, expense, and uncertainty.

Authorized by Rule 55, Alabama Rules of Appellate Procedure (ARAP), which was adopted by the Supreme Court of Alabama in July of 2003. The program is available for any direct appeal, civil in nature, wherein all parties are represented by counsel. The appeals must be within the jurisdiction of the Supreme Court of Alabama or the Alabama Court of Civil Appeals.

In November of 2003, the Supreme Court of Alabama adopted the Alabama Rules of Appellate Mediation. The program began referring appeals to mediation in January of 2004.

After an initial screening phase, a case may be referred (ordered) to mediation. If referred, mediation is mandatory, but settlement is not. The program provides the parties and opportunity to discuss alternatives to the judgement entered by the trial court and possible ruling by the appellate court. Parties and their attorneys work through this process with the assistance of a trained mediator.

Below is the statistical information for the program during the period of October 1, 2015 through September 30, 2016. In this time period, over 48% of completed Supreme Court cases referred to mediation reached a settlement. Additionally, over 47% of completed mediation cases for Court of Civil Appeals reached settlement. Since the program's inception in January of 2004, the combined completed cases referred to Appellate Mediation from both the Supreme Court and the Court of Civil Appeals have an annual average of 50% settlement rate.

## ALABAMA APPELLATE MEDIATION STATISTICS FOR FISCAL YEAR 2016

	Supreme Court of Alabama	Alabama Court of Civil Appeals
<b>Total Number of Appeals Screened for Mediation</b>	206	175
<b>Active Cases Still in the Screening Phase as of 9/30/14</b>	9	9
<b>Cases Reinstated to Appellate Docket after Screening (Not Referred)</b>	96	68
<b>Active Referred Cases as of September 30, 2014</b>	17	20
<b>Taken Out of Process (TOP)*</b>	4	17
<b>Total Number of Appeals Referred to Mediation (Active and Completed)</b>	150	113
<b>Total Number of Completed Mediations During this Time Period</b>	133	93
<b>Full Settlement</b>	64 (48.12%)	44 (47.31%)
<b>Partial Settlement</b>	1 (.75%)	0 (0%)
<b>Impasse</b>	68 (51.13%)	49 (52.69%)

\* TOP/Taken Out of Process — These are appeals that have been removed from the mediation docket due to extraneous circumstances (i.e., withdrawal of counsel, bankruptcy, etc.)



# JUSTICES OF THE SUPREME COURT OF ALABAMA



**Chief Justice Roy S. Moore** graduated from Etowah High School in Attalla, Alabama, in 1965, and from the U.S. Military Academy at West Point in 1969. He served in the U.S. Army as a company commander with the Military Police Corps in Vietnam. Chief Justice Moore completed his Juris Doctor Degree from the University of Alabama School of Law in 1977.

During his legal career, Chief Justice Moore became the first full-time Deputy District Attorney in Etowah County, Alabama, and served in this position from 1977 until 1982. In 1984, Chief Justice Moore undertook private practice of law in Gadsden, Alabama.

In 1992, Chief Justice Moore became a judge of the Sixteenth Judicial Circuit of Alabama and served until his election as Chief Justice of the Ala-

bama Supreme Court in 2000. In 2003, Chief Justice Moore was removed from his position by a judicial panel for refusing to remove a Ten Commandments monument that he installed in the rotunda of the Alabama Judicial Building to acknowledge the sovereignty of God.

From 2003 until 2012, Chief Justice Moore served as President of the Foundation for Moral Law in Montgomery, speaking throughout the Country and filing *amicus curiae* briefs regarding the United States Constitution in Federal District Courts, State Supreme Courts, U.S. Courts of Appeal and the United States Supreme Court.

Chief Justice Moore was overwhelmingly re-elected by a vote of the people of Alabama as Chief Justice in November of 2012 and took office in January of 2013.

Chief Justice Moore and his wife Kayla have four children and three grandchildren. They are members of First Baptist Church in Gallant, Alabama.

# JUSTICES OF THE SUPREME COURT OF ALABAMA



**Acting Chief Justice Lyn Stuart** is a native of Atmore, Alabama, attended public schools and graduated from Escambia County High School. She received a Bachelor of Arts degree in Sociology and Education from Auburn University with high honor in 1977 and her Juris Doctorate degree from The University of Alabama School of Law in 1980. She served as Secretary of the Student Bar Association, was a member of the John A. Campbell Moot Court Board and received the Dean's Service Award at graduation.

Upon graduation from law school Justice Stuart worked as an Assistant Attorney General for the State of Alabama under former Attorney General Charles Graddick. She also served as Executive Assistant to the Commissioner and Special Assistant Attorney General for the State Department of Corrections. Upon moving to Baldwin County, she became an Assistant District Attorney for Baldwin County on the staff of District Attorney David Whetstone.

In 1988, she was elected District Judge, and was re-elected in 1994. In addition to her District Civil and Criminal caseloads, she served as the Juvenile Court Judge for Baldwin County. Governor Fob James appointed Justice Stuart to the Circuit bench in January 1997. She was elected, without opposition, to a six year term in 1998. As a Circuit Court Judge she handled Civil and Criminal cases. She served as a specially appointed Family Court Judge for the majority of the 12 years on the trial court bench.

Justice Stuart was elected to the Alabama Supreme Court in 2000 and re-elected in 2006, and 2012. As the Senior Associate Justice, she became Acting Chief Justice on May 6, 2016. On April 26, 2017, Governor Kay Ivey appointed her Chief Justice.

Justice Stuart was invited and served as a Faculty Advisor at the National Judicial College in Reno, Nevada. She is a past president of the Alabama Council of Juvenile and Family Court Judges. She has served as a national speaker for the National Council of Juvenile and Family Court Judges, training judges and other professionals on the handling of child abuse and neglect cases. She served as President of the Blue Ridge Institute for Juvenile and Family Court Judges in 2002.

Justice Stuart and her husband, George, have two sons, Tucker and Shepard, and a daughter, Kelly. They are grandparents of two grandchildren, Sophie and Thomas. Justice Stuart is a member and past president of several civic organizations: the Heritage Junior Women's Club, the Bay Minette Kiwanis Club; and the Jubilee Woman's Club. She serves on the Board of Directors of the Alabama Federation of Women's Clubs. Lyn and George are members of the First United Methodist Church of Bay Minette, where Lyn serves as a member of the Church Council, sings in the choir, and teaches an adult Sunday School class.

# JUSTICES OF THE SUPREME COURT OF ALABAMA



**Associate Justice Michael F. Bolin** was born in, and is a lifetime resident of, Jefferson County, Alabama. He attended elementary school in Birmingham, being accepted into the first magnet school for scholastic achievement. He then attended Homewood Junior High School, and graduated from Shades Valley High School in 1966 as a member of the National Honor Society. In 1970, he received his B.S. in Business Administration from Samford University. In 1973, he received his J.D. from Cumberland School of Law, graduating cum laude. At Cumberland, he was on the Dean's List and served as Associate Editor of the Cumberland-Samford Law Review. He was later inducted into Curia Honors, Cumberland's leadership and honor society.

Justice Bolin was a practicing attorney in Birmingham from 1973 through 1988, when he

was elected as Probate Judge of Jefferson County. He was re-elected to that position in 1994 and 2000. He served in that position until his election to the Alabama Supreme Court in 2004, and began serving as an Associate Justice in January 2005.

Justice Bolin was active in the Alabama Probate Judges Association, serving as chairman of various association committees. He was elected by his peers as President, Secretary, and Treasurer of the Probate Judges Association. He served on the Children's Code Committee, Probate Procedures Committee, Adoption Committee, and Paternity Committee of the Alabama Law Institute. He authored the Putative Father Registry law in Alabama, which protects the rights of all parties in adoption proceedings. He received the national award from the "Angels of Adoption" organization in Washington, D.C. in 2000 for his service to adoptive families. He additionally served as Chief Election Official, Chairman of the Alabama Electronic Voting Committee, and as Vice Chairman of the Governor's Commission on Consolidation, Efficiency, and Funding in 2003. He is a member of the Vestavia-Hoover Kiwanis Club.

Justice Bolin and his wife, Rosemary, have one daughter, Leigh Anne. They attend St. Peter the Apostle Church in Hoover.

## JUSTICES OF THE SUPREME COURT OF ALABAMA



**Associate Justice Tom Parker** was first elected to the Alabama Supreme Court in 2004 and then re-elected in 2010 and in 2016.

He previously was the Deputy Administrative Director of Courts, where he served as General Counsel for the Alabama court system, advising trial court judges, and as the Director of the Alabama Judicial College, providing training for new judges and continuing legal education for all the trial judges in Alabama. He also served as the Legal Adviser to the Chief Justice.

Parker graduated cum laude from Dartmouth College, in Hanover, New Hampshire, and received his Juris Doctorate from Vanderbilt University School of Law, in Nashville, Tennessee. He won a Rotary International Fellowship to study law at the University of Sao Paulo School of Law, in Sao Paulo, Brazil, where he was the

first foreign student in Brazil's most prestigious law school.

Justice Parker served in the Alabama Attorney General's Office under then Alabama Attorneys General Jeff Sessions and Bill Pryor. As an Assistant Attorney General, he handled death penalty cases, criminal appeals, and constitutional litigation. He has extensive experience in writing appellate briefs and with oral arguments before the Supreme Court and the Court of Criminal Appeals. Previously, he was a partner in Parker & Kotouc, P.C., a Montgomery law firm that handled many high-profile constitutional cases.

Tom Parker was founding Executive Director of the Alabama Family Alliance (now the Alabama Policy Institute) and, later, the founding Executive Director for the Alabama Family Advocates, which were state organizations associated with Dr. James Dobson and Focus on the Family. He lobbied for family values in the Alabama Legislature. Parker has appeared on Focus on the Family, with Dr. James Dobson, The 700 Club, with Dr. Pat Robertson, the McNeil-Leher News Hour, For the Record, and numerous radio programs around the country.

Justice Parker is a Montgomery native -- the son of the late Tommy Parker and Gloria Parker Pennington, and the step-son of the late Harry L. Pennington of Huntsville. He was elected Student Body President at Montgomery's Sidney Lanier High School and Speaker of the House of both YMCA Youth Legislature and Boys' State.

Justice Parker and his wife, the former Dottie James of Auburn, have been married for 35 years. Dottie served as Supervisor of the Alabama Governor's Mansion during the administration of Alabama Governor Fob James. They are members of Frazer Memorial United Methodist Church.

# JUSTICES OF THE SUPREME COURT OF ALABAMA



**Associate Justice Glenn Murdock** was born in Enterprise, Alabama, on June 25, 1956. He is the oldest of three children of Billy A. Murdock and the late Marita Huey Murdock.

After graduating from Enterprise High School in 1974 Justice Murdock attended the University of Alabama, where he served as Student Government Vice President. He graduated Phi Beta Kappa and *summa cum laude* in 1978, with a Bachelor of Arts degree in Political Science and Economics. He received his Juris Doctor in 1981 from the University of Virginia School of Law.

Upon returning to Alabama, Justice Murdock served for a year as a law clerk to the late Clarence W. Allgood, United States District Judge for the Northern District of Alabama. Thereafter, he

engaged in private practice, emphasizing in commercial, constitutional, and election law. He also served as in-house counsel to a national corporation and as a State Administrative Law Judge. His practice included cases before the state and federal courts of Alabama, as well as the Eleventh Circuit Court of Appeals. In 1994 and 1995, he served as an attorney to the Honorable Perry O. Hooper, Sr., in the successful year-long federal court litigation to establish the lawful winner of the 1994 Alabama Chief Justice election.

In 2000, Justice Murdock was elected to the Alabama Court of Civil Appeals, where he served from January 2001 to January 2007. He was elected to the Supreme Court of Alabama in 2006 and began serving on that Court in January 2007.

Justice Murdock has been married for 37 years to the former Margaret Gilchrist of Hartselle, Alabama. They have three children, and they are active members of Covenant Presbyterian Church of Birmingham. Justice Murdock is a member of the Rotary Club of Birmingham and the Birmingham and American Bar Associations.

# JUSTICES OF THE SUPREME COURT OF ALABAMA



## **Associate Justice James Gregory (Greg)**

**Shaw** was born in 1957 and raised in Birmingham, where he graduated from Banks High School. Justice Shaw graduated from Auburn University in 1979, receiving a B.S. degree with a major in Chemistry. He is married to S. Samantha "Sam" Shaw. Justice Shaw met Sam while at Auburn, and they married in August 1980, just before Justice Shaw's second year of law school. Sam was elected Alabama's State Auditor in 2006 and reelected in 2010.

In 1982, Justice Shaw graduated in the top 10% of his class from Samford University's Cumberland School of Law. While at Cumberland, he received the American Jurisprudence Award for excellence in the study of evidence under Professor Charles Gamble, the author of the preeminent evidence treatise in Alabama.

After his admission to the Alabama State Bar in 1982, Justice Shaw worked with a small law firm in St. Clair County. He later started his own general law practice in Birmingham. In the fall of 1984, Justice Shaw joined the staff of Su-

preme Court Associate Justice Janie L. Shores and moved to Montgomery. After serving as Justice Shores's staff attorney for one year, he joined the staff of Supreme Court Associate Justice James Gorman Houston, Jr., in the fall of 1985, where he served as Justice Houston's senior staff attorney for over 15 years. Justice Shaw was elected to the Alabama Court of Criminal Appeals in 2000 and was reelected to the Court in 2006. On March 16, 2007, Justice Shaw was appointed Chief Judge of the Alabama Court of the Judiciary. Justice Shaw served on both the Alabama Court of Criminal Appeals and the Alabama Court of the Judiciary until January 20, 2009, when, after being elected in 2008, he assumed the office of Associate Justice of the Supreme Court of Alabama.

Justice Shaw completed the Master of Laws Program at the University of Virginia School of Law in 2004, receiving the degree of Master of Laws (LL.M.) in the Judicial Process. He graduated with 30 other state and federal judges selected nationwide and he is one of only 3 judges from Alabama to participate in the program. Justice Shaw is an Honorary Master of the Bench of the Hugh Maddox Inn of Court in Montgomery.

Justice and Mrs. Shaw have two sons. Gregory graduated from the United States Military Academy at West Point in 2007 with a degree in mechanical engineering and is now employed with Owens-Corning. He is married to Dr. Elise Shaw. Christopher, "CJ," graduated in May 2009 from Georgia Tech with an honors degree in mechanical engineering and is now employed with J. H. Wright & Associates. He is married to Dr. Nicole Shaw.

# JUSTICES OF THE SUPREME COURT OF ALABAMA



**Associate Justice James Allen (Jim) Main** currently serves as a Justice on the Supreme Court of Alabama having previously served as a Judge on the Alabama Court of Criminal Appeals. He also served as Director of Finance for the State of Alabama. The Finance Director is the Chief Financial Officer (CFO) of the state, as well as policy advisor to the Governor.

Prior to becoming Finance Director in 2004, Judge Main served as Senior Counsel to Gov. Riley and Chief of Staff and Legal Advisor to Gov. Fob James. Other public service includes terms as Anniston City Attorney, Lineville City Judge and City Attorney for Oxford, Alabama.

Judge Main was in private law practice in Anniston (beginning in 1972) and Montgomery (beginning in 1989). During the 30+ years of active practice of law, he was counsel in numerous precedent-setting cases before the Alabama Supreme Court and the United States Supreme Court.

Judge Main is a member of a number of professional organizations including the Alabama

Bar Association where he is a founding Fellow of the Alabama Law Foundation, past-President of the American Pharmacists Association, past-President of the Alabama Pharmacy Association, past-Chairman of the Dean's Counsel for the Auburn School of Pharmacy, a past member of the Alabama Commission on Higher Education and a science and technology fellow of the Advanced Science and Technology Adjudication (ASTAR). He is actively involved in his local church and has served as Sunday school teacher, deacon and short-term missionary.

Judge Main has received numerous awards, including the Parke Davis Leadership Award; the Bowl of Hygeia, the most widely recognized international symbol for the profession of pharmacy today; the Distinguished Alumnus Award from Auburn University School of Pharmacy; the President's Award from the American Society of Pharmacy and Law; and member of Alabama Healthcare Hall of Fame Class of 2012. He has long served on various local and state boards and commissions and was named Outstanding Young Man of Anniston in 1975 for his contribution to the community.

He has been married to Gale for 46 years, is the father of Jay Main, Saxon Main and Ashley Parker and the proud grandfather of Mary Katherine, Mac, McLeod, Tom and Walker. Judge Main received a bachelor of science (B.S.) degree in pharmacy from Auburn University and a juris doctorate (JD) degree from the University of Alabama.

## JUSTICES OF THE SUPREME COURT OF ALABAMA



**Associate Justice Kelli Wise**, a graduate of Prattville High School, received a B.S. in Biology, with a minor in Nursing, from Auburn University and a Juris Doctorate from Jones School of Law. She later earned a Master of Public Administration from Auburn University Montgomery where Justice Wise was the recipient of the 2005 Outstanding Graduate Award by the AUM Department of Political Science and Public Administration. Recently, Justice Wise was honored to be named as one of AUM's Top 40 Graduates during the University's 40th Anniversary Celebration.

During her legal career, Justice Wise worked in the Governor's Legislative Office, served as legal counsel for ProStaff HRM, Inc., and was associated with the law firms of John Taber & Associates and Pittman, Pittman, Carwie & Fuquay. Prior to her election to the bench, she served as a staff attorney on the Court of Criminal Appeals and the Alabama Supreme Court. Justice Wise was first elected to the Alabama Court of

Criminal Appeals in 2000 becoming the youngest woman ever elected to sit on an Alabama Appellate Court. She was re-elected in 2006 and was later selected to serve as Presiding Judge of the Alabama Court of Criminal Appeals. Justice Wise was elected to the Supreme Court of Alabama in 2010 and is assigned to the Stuart Division.

Committed to helping at-risk children, Justice Wise was appointed by Governor Bob Riley to serve on the Alabama Council on Juvenile Justice and Delinquency Prevention in 2003 and reappointed in 2006. Judge Wise currently serves on the Alabama Law Institute Criminal Code Committee tasked with helping to re-write the Alabama Criminal Code and the Advisory Committee on Criminal Procedure. In addition, Judge Wise serves on the board of directors for the Family Sunshine Center, Distinguished Young Woman of Alabama, Montgomery Museum of Fine Arts, Hands On River Region, Junior League of Montgomery and Max Credit Union.

Justice Wise and her husband, former Montgomery County District Court Judge Arthur Ray, are the proud parents of Hanah-Mathis, a sophomore at St. James School. They are active members of St. James United Methodist Church.



# JUSTICES OF THE SUPREME COURT OF ALABAMA



**Associate Justice Tommy Elias Bryan** was raised on a family farm in Crenshaw County, Alabama, where his parents taught him the values of faith, family, and hard work. He is the son of Margie Spivey Bryan and the late Elias Daniel Bryan.

A 1974 graduate of Brantley High School, Justice Bryan continued his education at Troy State University, where he received Bachelor of Science and Master of Science degrees in education. In 1983, he graduated from Jones School of Law. After graduating from law school, Justice Bryan served as a staff attorney for the Alabama Court of Criminal Appeals.

In 1987, Justice Bryan became an assistant attorney general for the State of Alabama, serving as an associate general counsel for Alabama's environmental department. In this position he gained valuable experience in defending and interpreting highly technical and scientific regulations and standards, as well as drafting administrative orders

and reviewing legislation pertaining to environmental issues.

In 2004, Justice Bryan successfully campaigned for a seat on the Alabama Court of Civil Appeals and was sworn into office as a Judge on that court in January 2005. Justice Bryan was victorious in his own reelection effort to the Court of Civil Appeals in November 2010. In 2012, Justice Bryan was elected to the Alabama Supreme Court. Also, in 2012, Justice Bryan was named "Judge of the Year" by the Family Law Section of the Alabama State Bar.

Justice Bryan is a member of the Alabama Bar Association, where he serves as a member of the Environmental Law and Appellate Practice Sections, and he has served as vice chairman of the Quality of Life Committee. He is also a member of the Montgomery County Bar Association. He has been admitted to practice before the United States Supreme Court and the United States Courts of Appeals for the Eleventh Circuit and the District of Columbia.

Justice Bryan is married to the former Pamela Mizzell from Tuscaloosa, and they have two children, a daughter, Thomason, and a son, Tucker. The Bryan family attends Montgomery's First Baptist Church. Justice Bryan is a Deacon there and sings in the sanctuary choir. He also teaches a young-married-adult Sunday School class.

## CLERK OF THE SUPREME COURT OF ALABAMA



**Julia Jordan Weller**, a native of Montgomery, Alabama, attended Hollins University and obtained her undergraduate degree from the University of Alabama in 1985. She obtained her Juris Doctorate from Cumberland School of Law in 1988. Since that time, she has served as a law clerk to the Honorable Joel F. Dubina on both the United States District Court and the United States Eleventh Circuit Court of Appeals.

Mrs. Weller practiced law with firms in both Montgomery and Birmingham where, in addition to handling litigation throughout the State, she also served as an Administrative Law Judge for the State Health Planning and Development Agency. In 1998, Mrs. Weller became an Assistant United States Attorney, eventually becoming the First Assistant United States Attorney (Chief of Staff) in the Middle District of Alabama. She later worked as the Chief Administrative Law Judge for the State Personnel Board and thereafter as the Chief Administrative Law Judge for the Office of Attorney General. She became the Clerk of the Supreme Court of Alabama on

July 16, 2013.

Mrs. Weller is married to Christopher W. Weller, Sr., a shareholder with the law firm of Capell and Howard in Montgomery, Alabama. The Wellers have two children, Christopher Weller, Jr. and Florence Weller, and attend St. Peter Catholic Church.

**THE SUPREME COURT OF ALABAMA**  
**FILINGS & DISPOSITIONS REPORT**  
*OCTOBER 1, 2015 THROUGH SEPTEMBER 30, 2016*

Case Type	Cases Filed	Cases Disposed	Avg. Days to Disp. *	Through-put	Pending at Start	Pending at End	Net Change
:UNKNOWN	1	1	28	100.00	0	0	0
Advisory Opinion	0	1	22	0.00	2	1	-1
Direct Appeal	474	486	196	102.53	251	239	-12
Certified Question	2	2	43	100.00	0	0	0
Petition for Writ of Certiorari to the Court of Criminal Appeals	418	405	73	96.89	65	78	13
Petition for Writ of Certiorari to the Court of Criminal Appeals (DEATH PENALTY)	13	16	594	123.07	62	59	-3
Petition for Writ of Certiorari to the Court of Civil Appeals	180	192	103	106.66	52	40	-12
Miscellaneous Criminal Petition	25	28	20	112.00	3	0	-3
Miscellaneous Civil Petition	3	4	177	133.33	4	3	-1
Petition for Permission to Appeal	12	17	190	141.66	10	5	-5
Petition for Writ of Mandamus: Criminal	75	69	32	92.00	5	11	6
Petition for Writ of Mandamus: Civil	169	187	122	110.65	65	47	-18
<b>REPORT TOTAL</b>	<b>1,372</b>	<b>1,408</b>	<b>133</b>	<b>102.62</b>	<b>519</b>	<b>483</b>	<b>-36</b>

Cases Disposed by Deflection: 150 10.65%

CASES DISPOSED THROUGH MEDIATION 53  
 CASES DISPOSED AFTER REINSTATEMENT FROM MEDIATION 156

**DECISIONS IN DISPOSED CASES:**  
 # of Decisions WITHOUT OPINION: 1,284  
 # of Decisions WITH OPINION: 124

**REHEARINGS:**  
 # of Rehearings FILED: 79  
 # of Rehearing RULINGS: 68

**REINSTATEMENTS:**  
 Number of Reinstated Cases: 5  
 Number of Reinstated Cases Disposed: 5

\* Calculations based on the # of days from the start of the case to the finalizing entry in the docket, normally the issuance of the Certificate of Judgement.

# ALABAMA COURT OF CRIMINAL APPEALS



Seated, from left to right:: Judge Samuel Henry Welch, Presiding Judge Mary Becker Windom, and Judge J. Elizabeth Kellum.  
Standing, from left to right:: Judge Liles C. Burke and Judge J. Michael Joiner.

**T**he Alabama Court of Criminal Appeals is a five-judge court having exclusive appellate jurisdiction of all criminal cases, including all post-conviction writs arising therefrom. The Court has authority to issue remedial writs necessary to give it general superintendence and control over all trial courts exercising jurisdiction in criminal proceedings. Judgments of the Court of Criminal Appeals are subject to discretionary review by the Supreme Court of Alabama.

## FILINGS

During the 2015-2016 Term, the Court of Criminal Appeals had a total caseload of 2,503 cases, of which 1,517 were new filings. The 1,517

new filings in the 2015-2016 Term represent a 14.63% decrease in filings from the preceding term, and a 24.60% decrease in filings from the number of filings five years earlier. The Court of Criminal Appeals, with 303 filings per judge, ranks near the top nationally in the number of cases filed per judge.

## DISPOSITIONS

In the 2015-2016 Term, the Court of Criminal Appeals disposed of 1,694 cases—1,254 appeals and 440 petitions. The Court's throughput for the 2015-2016 Term was 111.7% causing the Court to begin the 2016-2017 Term with 177 less cases than

# ALABAMA COURT OF CRIMINAL APPEALS

were pending at the start of the 2014-2015 Term. (See Table 3 for an analysis of the dispositions.)

## DECISIONS

The Court of Criminals Appeals issued 983 decisions in submitted appeals during the 2015-2016 Term. Of these decisions, trial court judgments were affirmed in 798 appeals; trial court judgments were reversed and the causes were remanded in 66 appeals; trial court judgments were reversed and the causes rendered in 2 appeals; 48 appeals were dismissed; 87 appeals were remanded to the trial courts with directions; 4 appeals were affirmed in part and reversed in part; and 2 appeals were transferred to other courts. Written opinions were released in 87 appeals. Memorandum decisions were released in 755 appeals. The court issued 139 orders in submitted cases. Of those 139 orders, 69 orders were dispositive in nature, and 70 orders remanded the matter to the trial court with directions. Out of the 440 original petitions that were disposed in the 2015-2016 Term, 12 petitions (2.7% of the total) were granted by the Court.

## TIME STANDARDS

In 1989, the Supreme Court, by order, set a 280-day time standards goal that ran from notice of appeal or the filing of a petition to the initial decision. In April 1995, the original goal was modified to conform to the Times Standards Reference Models recommended by the American Bar Association. The current goal is to issue rulings in 75% of all cases within 290 days from their start, and 95% of all cases within 365 days. In the 2015-2016 Term, 91% of all initial decisions by the Court of Criminal Appeals were released within the 290 days, thus surpassing the 75% goal for the 290-day period by 16%, and 95% were released within 365 days, thus meeting the 95% goal for the 365-day period. In the 2015-2016 Term, the average time from start to the initial decision in all cases de-

creased by 7 days, from 172 days in the 2014-2015 Term to 165 days in the 2015-2016 Term. The average time from start to the initial decision in submitted cases increased by 12 days, from 219 days during the 2014-2015 Term to 231 days during the 2015-2016 Term. (See Table 4 for five year summary of Court's Time Standards Performance.)

# JUDGES OF THE ALABAMA COURT OF CRIMINAL APPEALS



**Presiding Judge Mary Becker Windom** was elected to the Alabama Court of Criminal Appeals in 2008, and became the Court's Presiding Judge in 2012. Judge Windom was born in Mobile and was raised in Bay Minette in a family dedicated to public service. Her late mother, Ina Becker, was the former Tax Assessor of Baldwin County. Her late father, Earl V. Becker, was a rural mail carrier for more than 40 years. Judge Windom attended public schools in Bay Minette, graduating from Baldwin County High School in 1977 in the top of her class. In 1982, she earned her bachelor's degree from the University of South Alabama.

Following her graduation, Judge Windom worked to help build the local economy, working for two Chambers of Commerce. She served as Executive Director of the Bay Minette Chamber of Commerce, then as Director of Membership for the Mobile Area Chamber of Commerce.

Ultimately, she decided to return to school to earn her law degree. She graduated *magna cum laude*

from the Thomas Goode Jones School of Law at Faulkner University in Montgomery in 1999. While in law school, she served on the Board of Editors of the Jones Law Review.

Judge Windom began her legal career in private practice and later became an Assistant United States Attorney in the Southern District of Alabama. Immediately prior to joining the Court of Criminal Appeals, she served as a Deputy Attorney General for the State of Alabama.

She is a member of the Mobile and Montgomery Bar Associations. She is admitted to practice in the United States District Court for the Southern District of Alabama, in the United States Court of Appeals for the Eleventh Circuit, and in the Supreme Court of the United States. She presently serves on the Alabama Supreme Court Advisory Committee on the Rules of Criminal Procedure. She has also served on the Chief Justice's Commission on Professionalism and the Judicial Study Commission Sub-Committee on Indigent Defense. Additionally, Judge Windom has served as a Special Justice for the Alabama Supreme Court.

Judge Windom has served the communities in which she has lived by serving on the Board of Directors of Junior Achievement of Mobile, the National Board of Distinguished Young Women, the Board of Directors of the Montgomery Humane Society, and the Board of Directors of Alabama Children First. She is a current member of the Children's Harbor Anchor Society.

She is married to Steve Windom, who served in the Alabama State Senate from 1989-98. He also served as Lieutenant Governor from 1999-2003. They have two sons, Robert and Thomas. Both are attorneys: Robert is legal counsel at Apple, Inc., in Los Angeles, and Thomas is an Assistant United States Attorney in Maryland. They have three granddaughters and one grandson.

The Windoms are members of the Church of Christ.

# JUDGES OF THE ALABAMA COURT OF CRIMINAL APPEALS



**Judge Samuel Henry Welch** was born in Carrollton, Georgia, in 1950 and grew up in Monroeville, Alabama. He is the son of the late Dale and Henry Welch of Monroeville.

Judge Welch attended public schools in Monroeville. In 1968, he entered Patrick Henry Junior College, (now Alabama Southern Community College) in Monroeville, where he was president of the freshman class. He received his B.A., *cum laude*, from Birmingham-Southern College in 1972. While attending Birmingham-Southern, he was selected to become a member of the service fraternity, Omicron Delta Kappa.

He received a Juris Doctorate from the University of Alabama School of Law in 1976. While at the University of Alabama he was selected as an editor of the Law & Psychology Review. He was also selected for the Bench and Bar Legal Honor Society and was awarded the American Jurisprudence Prize for Constitutional Law.

From 1976-1978, he was an associate in law firms in Birmingham and Demopolis. From 1978-

1979 he was managing director of Pine Belt Legal Services, a University of Alabama Legal Aid Program, which served Monroe, Conecuh and Escambia counties. From 1979-1983, he practiced law in Monroeville in a solo law firm.

His prior judicial experience includes service from 1981-1983, as the Municipal Judge of the City of Monroeville; from 1983-1989, as the District Judge of Monroe County; and, from 1989-2007 as the sole judge of the 35th Judicial Circuit encompassing Monroe and Conecuh counties.

Judge Welch is a retired colonel in the United States Army Reserve Judge Advocate General's Corps. He has served in the Alabama Air National Guard and Army Reserve since 1972. He is a veteran of the Gulf War, serving from 1990-1991 in Saudi Arabia, Kuwait, and Iraq.

He is a member of American Legion Post 61 and James C. Marshall Post #8485, Veterans of Foreign Wars, in Monroeville.

He has served as a Boy Scout troop leader, Little League coach, member of the founding board of Monroeville Community Concerts, and in many civic projects with the Kiwanis Club. In 1984, he helped found and was president of Parents Awareness in Monroe County, a group to combat child abuse. Judge Welch is a lifelong member of First Baptist Church of Monroeville, where he has taught Sunday school and served as a counselor at Crosspoint.

He is married to the former Sandra Carol Phillips of Frisco City, Alabama. They have two children, Bryon, a Sergeant in the United States Army serving as a crew chief on Blackhawk helicopters, and Allison living in Atlanta, Georgia. Allison recently received her MBA, *summa cum laude*, and works at Porsche Motorworks. Sam and Carol are also blessed with a grandson, Benjamin Welch, and twin granddaughters, Lauren and Brooklyn Welch.

# JUDGES OF THE ALABAMA COURT OF CRIMINAL APPEALS



**Judge J. Elizabeth "Beth" Kellum** grew up in the Tuscaloosa County town of Vance. She is the daughter of Peggy and Milton Kellum and has one brother, Brian Kellum. Growing up, Beth and her family were members of Vance Baptist Church. Beth is a product of Alabama's public-school system, graduating from Brookwood High School in 1977. Beth was her high school's representative to Alabama Girls State; she was also named a National Merit Scholar, receiving a four-year scholarship which she used to attend the University of Alabama.

Judge Kellum received both her undergraduate and law degrees from the University of Alabama -- a B.A. cum laude in May 1981, and a J.D. in May 1984. As an undergraduate, she majored in political science and minored in history; she was a Dean's List student and was also elected to Phi Beta Kappa. As a result of her interest in government and public service, she worked as a congressional intern in Washington, D.C. in 1978, interning for her Congressman, Walter Flowers -- then the representative from Alabama's Seventh District. In law school she was active in numerous activities, including the SBA Senate, Law Week, and Phi Alpha Delta legal fraternity; she also clerked part-time for a local circuit judge. She was awarded the American Jurisprudence prize for Securi-

ties Regulation in 1983, and the American Jurisprudence prize for Labor Law in 1984.

Although interested in many aspects of the law, Judge Kellum was particularly drawn to public service. After completing a judicial clerkship, she was hired in 1985 by Attorney General Charles Graddick as an Assistant Attorney General. She worked in the criminal appeals division where she primarily prosecuted appeals before the Court of Criminal Appeals and the Alabama Supreme Court; however, she also handled cases in the United States District Court for the Northern, Middle, and Southern Districts of Alabama and the United States Court of Appeals for the Eleventh Circuit. Her work as an Assistant Attorney General led to an offer to become a Staff Attorney for the Court of Criminal Appeals from 1987 until 1990.

Judge Kellum then went into private practice with the Montgomery law firm of Robison & Belser, P.A., working on a wide variety of civil and criminal cases in state and federal courts that dealt with diverse and complex legal issues. While Judge Kellum enjoyed private practice and the challenging cases she worked on, she realized that she had never lost her desire for public service -- a desire that led her back to the Court of Criminal Appeals in 1997 to work as a Senior Staff Attorney for the newly-elected Judge Jean Brown. She worked as a Senior Staff Attorney for the Alabama Supreme Court from 1999 until 2001, before returning to the Court of Criminal Appeals as the Senior Staff Attorney for then newly-elected Judge Kelli Wise. After working with appellate judges on a day-to-day basis, she qualified as a candidate for the Court of Criminal Appeals and was elected to the Court in November 2008.

Judge Kellum is a member of the First Baptist Church of Montgomery. She has served as a docent at the Montgomery Museum of Fine Arts, and is a member of a number of professional, civic, and political organizations -- including the Montgomery County Bar Association, Farrah Law Alumni Society, Alabama Bench and Bar Historical Society, League of Women Voters, Federalist Society, Landmarks Foundation of Montgomery, and various Republican organizations. Her hobbies include reading, bridge, traveling, genealogy, and music.



# JUDGES OF THE ALABAMA COURT OF CRIMINAL APPEALS



**Judge Liles Burke** is a native of Marshall County, Alabama, and the son of Claud and Sharon Burke, and Jane and the late Sid McDonald. He attended public schools in the City of Arab and then received his undergraduate degree from The University of Alabama in 1991. In 1994, he earned his law degree from The University of Alabama School of Law. While there, he served as the student member of The University of Alabama Board of Trustees, and was inducted as a member of Omicron Delta Kappa Honor Society and The Jasons.

He was admitted to practice in the Alabama Supreme Court and the U.S. Courts in 1994 and began the practice of law with his father in the firm now known as Burke, Beuoy & Maze, handling a wide variety of civil and criminal cases. He served as both Arab's Municipal Prosecutor and City Attorney during that time, and in 2001 was named the Municipal Judge for the City of Arab. He held that office until 2006 when he was appointed Marshall County District Judge by Governor Bob Riley. In 2008 Judge

Burke was elected to a full term on the District Court, without opposition.

Judge Burke began Marshall County's first family drug court, and along with District Judge Tim Riley, implemented one of Alabama's first domestic violence courts. Additionally, he served as an officer in both the Alabama District Judges Association and the Alabama Juvenile Judges Association.

In February of 2011, Judge Burke was named by Governor Robert Bentley to the Alabama Court of Criminal Appeals, filling the office left vacant by the election of Judge Kelli Wise to the Alabama Supreme Court. He was elected to a six-year term in 2012 without opposition.

Judge Burke has been active over the past many years in several charitable and community organizations, leading the Marshall County United Way fund drive and serving as President of the Arab Chamber of Commerce. He is a Republican, a Rotarian, and an alumnus of Leadership Alabama. Judge Burke is currently serving as the President of the Alabama Appellate Judges Association. He also serves as an officer in the Judge Advocate General's (JAG) Corps of the Alabama Army National Guard, and is assigned to the 122nd Troop Support Command in Selma, Alabama.

Judge Burke is married to the former Natalie Jones of Jasper, Alabama. They have two children, Camilla Jane and Claud Liles II. The Burkes are active members of the First United Methodist Church of Arab, where Judge Burke serves as the Assistant Organist.

## JUDGES OF THE ALABAMA COURT OF CRIMINAL APPEALS



**Judge J. Michael Joiner** is a lifetime resident of Shelby County, Alabama. He is the son of Hubert and Christine Joiner of Columbiana. His father, Hubert, retired after 35 years of service with Alabama Power. His mother, Christine, worked with the U.S. Postal Service, serving at various offices in Shelby County. His only brother is a physician practicing in Birmingham.

In 1975, Judge Joiner graduated from Indian Springs High School. He earned a Bachelor of Arts degree from Samford University in 1979. In 1982, he graduated from Cumberland School of Law where he served as Research Editor of the Cumberland Law Review and was a member of the Cumberland Moot Court Board.

After graduating from Cumberland School of Law, Judge Joiner practiced law in Shelby County for ten years. While practicing law, he served as Secretary of the Shelby County Republican party, and President of the Alabaster/Pelham Rotary Club, and was a member of the Shelby County Economic Development Council and the North Shelby Chamber of Commerce. In 1992, he was elected as a Circuit Judge. In November 2005, Judge Joiner was elected by his fellow Shel-

by County Judges as Presiding Circuit Judge.

As a Circuit Judge, Judge Joiner has handled thousands of civil, criminal, and domestic cases. As a result of handling criminal cases, especially death-penalty cases involving drug-abusing teenage defendants, he saw the dire need for a change in the way the criminal system deals with addiction. In 2002, he created the Shelby County Drug Court, which has become a model statewide. In 2007, he was appointed by Chief Justice Cobb as co-chair of a statewide Drug Court Task Force to implement Drug Courts in all 67 counties in Alabama. While in that role, he was responsible for training all Drug Court judges and staff around the State. The Shelby County Drug Court program has over 1,000 graduates and 200 current participants.

Judge Joiner was a member of the Executive Committee of the Circuit Judges Association and the Alabama Public Safety and Sentencing Coalition. He is also a member of the National Association of Drug Court Professionals (NADCP) and is the current Vice President/President-Elect of the Alabama Association of Drug Court Professionals (AADCP).

In February 2011, Judge Joiner was named by Governor Robert Bentley to the Alabama Court of Criminal Appeals, filling the office left vacant by the appointment of Justice James Allen Main to the Alabama Supreme Court. In July 2011, Judge Joiner was honored as Republican of the Year by the Shelby County Republican Party.

He is an active member of The Church at Brookhills where he teaches a Bible study class. He previously served as Deacon and Chairman of the Shelby Baptist Association Credentials Committee.

Judge Joiner is married to Cathy Smith Joiner. Cathy is an RN and works in a local physician's practice. They have one daughter, Christy, who is a full-time college student. In his spare time, Judge Joiner enjoys running and golf.

# CLERK OF THE ALABAMA COURT OF CRIMINAL APPEALS



On June 26, 2012, **Scott Mitchell** was appointed Clerk of the Court of Criminal Appeals of Alabama, effective August 1, 2012. He is the fourth individual to serve as Clerk of the Court since its establishment in 1969.

A native of Wilcox County, he is the son of Curtis and Bonnie Mitchell. He received his early education at Wilcox Academy in Camden. In 1999, he received the Bachelor of Science degree in business administration and history from Erskine College in Due West, South Carolina. While a student at Erskine, he served as senior class president. Mr. Mitchell received his Juris Doctor from the University of Alabama in 2002.

Upon graduation from law school, Mr. Mitchell entered private practice with the Montgomery law firm of Beers, Anderson, Jackson, Hughes, and Patty, P.C. In 2006, he became a staff attorney for the Court of Criminal Appeals. From 2007 until 2009, he served as a staff attorney for Chief Justice Sue Bell Cobb. He also

served as Chief of Staff and Legislative Liaison for the chief justice from 2009 until 2011. From 2011 until his appointment as Clerk of the Court of Criminal Appeals, Mr. Mitchell served as a staff attorney with the Alabama Administrative Office of Courts.

Mr. Mitchell served on the Board of Trustees of his alma mater, Erskine College, from 2005 until 2011. At the age of 32, he was elected Chairman of the Erskine College Board of Trustees and at the time was one of the youngest individuals in the nation to chair the governing board of an institution of higher learning. Erskine College awarded him its Outstanding Young Alumni Award in 2009. Mr. Mitchell was a member of Class V of the Alabama State Bar Leadership Forum. He currently serves on the executive committee of the National Conference of Appellate Court Clerks.

Mr. Mitchell is married to the former Mary Martin Majors who serves as assistant counsel with the Alabama Department of Revenue. The Mitchells attend St. John's Episcopal Church.

**ALABAMA COURT OF CRIMINAL APPEALS**  
**FILINGS & DISPOSITIONS REPORT**  
*OCTOBER 1, 2015 THROUGH SEPTEMBER 30, 2016*

<b>COURT OF CRIMINAL APPEALS CASES DOCKETED AND DISPOSED 2015-2016 TERM (TABLE 1)</b>	
Cases Docketed	Number of Cases
Cases Carried Forward from 2014-2015 Term	986
New Cases	1,517
Total Cases Before the Court	2,503
Total Cases Disposed	1,694
Cases Carried Forward to the 2015-2016 Term	809

<b>COURT OF CRIMINAL APPEALS ANALYSIS OF FILINGS BY CASE TYPE 2015-2016 TERM (TABLE 2)</b>				
Appeals	# of Appeals by Type	Change From Prior Year	% of All Appeals	% of Total Filings
Convictions Appealed (Death)	7	75.00%	0.64%	0.46%
Convictions Appealed (Municipal)	11	-31.25%	1.01%	0.73%
Convictions Appealed (Other)	343	-13.16%	31.38%	22.61%
Rule 32 Appeals (Death)	7	-22.22%	0.64%	0.46%
Rule 32 Appeals (Non-Death)	345	-16.26%	31.56%	22.74%
Juvenile Appeals	20	5.26%	1.83%	1.32%
Probation Revocation	115	-29.88%	10.52%	7.58%
Restitution Order	11	450.00%	1.01%	0.73%
Mandamus Appeal	3	-70.00%	0.27%	0.20%
Certiorari Appeal	75	-2.60%	6.86%	4.94%
Habeas Appeal	15	-51.61%	1.37%	0.99%
State Pretrial Appeal	5	-28.57%	0.46%	0.33%
Contempt Adjudication	0	0.00%	0.00%	0.00%
Motion to Reconsider Sentence	8	-68.00%	0.73%	0.53%
Other	128	-3.76%	11.71%	8.44%
<b>Total Number of Appeals Filed</b>	<b>1,093</b>	<b>-16.18%</b>	<b>100.00%</b>	<b>72.05%</b>
<b>Original Petitions</b>	<b>424</b>	<b>-10.36%</b>		<b>27.95%</b>
<b>Total Cases Filed</b>	<b>1,517</b>	<b>-14.63%</b>		<b>100.00%</b>

**ALABAMA COURT OF CRIMINAL APPEALS**  
**FILINGS & DISPOSITIONS REPORT**  
*OCTOBER 1, 2015 THROUGH SEPTEMBER 30, 2016*

<b>COURT OF CRIMINAL APPEALS ANALYSIS OF DISPOSITIONS 2015-2016 Term (TABLE 3)</b>				
<b>Appeals</b>	<b># of Appeals Disposed</b>	<b>Change From Prior Year</b>	<b>% of Appeals Disposed</b>	<b>% of Total Dispositions</b>
Affirmed	798	-11.53%	63.64%	47.11%
Reversed and Remanded	66	22.22%	5.26%	3.90%
Reversed and Rendered	2	-33.33%	0.16%	0.12%
Affirmed in Part/Reversed in Part	4	300.00%	0.32%	0.24%
Affirmed in Part/Dismissed in Part	0	0.00%	0.00%	0.00%
Dismissed After Submission	48	-2.04%	3.83%	2.83%
Transferred by Order	13	-40.91%	1.04%	0.77%
Dismissed Prior to Submission	321	-17.05%	25.60%	18.95%
Consolidate with Another Appeal	2	0.00%	0.16%	0.12%
<b>Total Appeals Disposed</b>	<b>1, 254</b>	<b>-17.17%</b>	<b>100.00%</b>	<b>74.03%</b>
<b>Petitions</b>	<b># of Appeals Disposed</b>	<b>Change From Prior Year</b>	<b>% of Appeals Disposed</b>	<b>% of Total Dispositions</b>
Granted	8	-38.46%	1.82%	0.47%
Denied/Dismissed	339	-6.87%	77.05%	20.01%
Granted in Part/Denied in Part	0	0.00%	0.00%	0.00%
Stricken	25	150.00%	5.68%	1.48%
Remanded with Directions	0	0.00%	0.00%	0.00%
Transferred	68	30.77%	15.45%	4.01%
Consolidated with Another Appeal	0	0.00%	0.00%	0.00%
<b>Total Petitions Disposed</b>	<b>440</b>	<b>0.23%</b>	<b>100.00%</b>	<b>25.97%</b>
<b>Total Dispositions</b>	<b>1,694</b>	<b>-8.78%</b>		<b>100.00%</b>

**ALABAMA COURT OF CRIMINAL APPEALS**  
**FILINGS & DISPOSITIONS REPORT**  
*OCTOBER 1, 2015 THROUGH SEPTEMBER 30, 2016*

**COURT OF CRIMINAL APPEALS**  
**TIME STANDARDS PERFORMANCE**  
**FOR THE 2011-2012 THROUGH 2015-2016 (TABLE 4)**

	2011-2012 Term	2012-2013 Term	2013-2014 Term	2014-2015 Term	2015-2016 Term
Percent of Cases Completed within 290 Days	89%	92%	92%	91%	88%
Percent of Cases Completed within 365 Days	95%	96%	95%	95%	95%
Days Required to Complete 50% of the Cases	128	109	118	115	141
Days Required to Complete 75% of the Cases	205	178	184	190	213
Days Required to Complete 95% of the Cases	360	347	346	368	364
Average Number of Days from Notice of Appeal to Decision	179	180	177	172	165

**COURT OF CRIMINAL APPEALS**  
**FILINGS AND DISPOSITIONS FROM 2011-2012 THROUGH 2015-2016**  
**(TABLE 5)**

	2011-2012 Term	2012-2013 Term	2013-2014 Term	2014-2015 Term	2015-2016 Term	Percent Change 10/11-15/16	Percent Change 14/15-15/16
Cases from Prior Term	1,136	1,071	1,035	1,035	986	-13.20%	-4.73%
New Filings	2,012	2,126	1,962	1,777	1,517	-24.60%	-14.63%
Cases Disposed	2,077	2,162	1,962	1,860	1,694	-18.44%	-8.92%
Cases Carried Over	1,071	1,035	1,035	986	809	-24.46%	-17.95%

## ALABAMA COURT OF CIVIL APPEALS



Seated, from left to right: Judge Craig Sorrell Pittman, Presiding Judge William C. Thompson, and Judge Terri Willingham Thomas;  
Standing, from left to right: Judge Terry A. Moore and Judge Scott Donaldson

**T**he Court of Civil Appeals, composed of a presiding judge and four associate judges, was created by the Alabama Legislature in 1969. The Court has original appellate jurisdiction in all civil appeals where the amount in controversy does not exceed \$50,000; in all appeals from administrative agencies, other than the Alabama Public Service Commission; in all appeals in workers' compensation cases; in all appeals in domestic relation cases, including annulment, divorce, adoption, and child custody; and in statutory cases, including Students First Act and SHPDA, among others. The Supreme

Court may also transfer cases filed in that court to the Court of Civil Appeals for disposition. All decisions of the Court are made en banc. Each judge is required to review each case submitted to the Court.

For FY 2016, the Court of Civil Appeals reported a total caseload of 1,594 cases. This figure includes 1,018 new filings and 576 cases that, at the close of the previous term, were not ready for submission, were on rehearing, or were on review to the Supreme Court of Alabama.

# ALABAMA COURT OF CIVIL APPEALS

The Court of Civil Appeals disposed of 1,118 cases. Of this number, 311 cases or 27.82% were decided with written opinions.

Case filings in FY 2016 decreased by 5.04% from FY 2015. For the five-year period, FY 2012 through FY 2016, filings decreased by 19.27%.

The total caseload of the Court decreased by 6.07% from the previous year. During FY 2016 the Court disposed of 1,118 cases: 311 were decided with opinion; 394 were affirmed without opinion; 41 were either dismissed, or writs were granted or denied; and 372 were disposed before submission. The average time from notice of appeal to written opinion was 217 days, compared to 229 days for FY 2015.

Of the 746 cases disposed by opinion and summary affirmance, the Court affirmed the judgment of 67.83%, reversed the judgment in 11.53%, in 4.16% of the cases the judgment was affirmed in

part and reversed in part; and 16.48% were disposed by dismissal or other reason.

## **APPLICATIONS FOR REHEARING**

An application for rehearing is the method by which one, or both, of the parties requests the Court to reconsider its earlier decision in a case. Of the cases that were disposed by submission and decision, 174 applications for rehearing were filed. Approximately 87.36% of the cases on rehearing had no change.

## **REVIEW BY THE SUPREME COURT OF ALABAMA**

The Supreme Court ruled on 182 petitions for certiorari from the Court of Civil Appeals during FY 2016. Approximately 93.95% of those decisions were upheld by the Supreme Court.



## JUDGES OF THE ALABAMA COURT OF CIVIL APPEALS



**Judge William Cooper Thompson** was born in January 1962. Judge Thompson grew up in Autauga and Elmore Counties. He attended the University of Alabama, where he completed his Bachelor of Arts degree in 1984. He attended the Cumberland School of Law at Samford University and was awarded his Juris Doctor degree in 1988.

Judge Thompson, a resident of Homewood, was elected to the Court of Civil Appeals in 1996 and was reelected to the court in 2002, 2008, and 2014. He became presiding judge of the Court of Civil Appeals in 2007. Prior to serving as an appellate judge, Judge Thompson practiced law in both Birmingham and Montgomery, including serving as the assistant legal advisor to the Governor of Alabama.

Judge Thompson is a member of the Alabama Court Improvement Project Advisory Committee, the Chief Justice's Commission on

Professionalism, and the Council of Chief Judges of the State Courts of Appeal. He is also a member of the Appellate Rules Committee, the Legislative Coordinating Council, and the Judicial System Study Commission. He is the chairman of the Committee on the Future of the Juvenile Justice System. He served for over 10 years as the chief judge of the Court of the Judiciary and is a former advisory board member of the Service Guild of Birmingham's Early Intervention Program, a former member of the Alabama Juvenile Code Revision Committee, and a former member of the board of directors of Children First.

He is married to the former Melinda Rainey of Greenville, Alabama and they have three children. The family attends St. Stephen's Episcopal Church.

## JUDGES OF THE ALABAMA COURT OF CIVIL APPEALS



**Judge Craig Sorrell Pittman**, the third of five sons of Dr. John Edwin Pittman and Marjorie Brunson Pittman, was born September 6, 1956, in Enterprise, Alabama. He graduated from Indian Springs School in Birmingham and Middlebury College in Vermont, where he received his Bachelor of Arts degree in Political Science with honors in 1978. In 1981 he was awarded a Doctor of Jurisprudence degree from the Cumberland School of Law of Samford University. He was admitted to the practice of law in the State of Alabama in 1981 and in the State of Florida in 1982.

After graduating from law school, Judge Pittman clerked for Judge T. Virgil Pittman in the U.S. District Court of the Southern District of Alabama in Mobile from 1981-1983. He then practiced law in Mobile with the law firm of Hamilton, Butler, Riddick, Tarlton and Sullivan from 1983-1986. In 1986 he started his own firm which

eventually became known as Pittman, Pittman, Carwie and Fuquay. He was a Deputy Attorney General during the administrations of Jeff Sessions and Bill Pryor and General Counsel for the Alabama State Docks during the Fob James Administration.

Judge Pittman is a member of the Judicial Inquiry Commission, the Mobile Bar Association, the Maritime Law Association, the Southeastern Admiralty Law Institute, the Alabama State Bar and the Florida Bar. He has practiced before all state courts in Alabama and Florida and is admitted to practice in the federal courts of Alabama and the Northern and Middle Districts of Florida.

Judge Pittman is married to Janet Rich Pittman of Mobile. He has two children, Craig, Jr., and Jennifer Leigh. The Pittmans are members of Christ Church Cathedral in Mobile.

## JUDGES OF THE ALABAMA COURT OF CIVIL APPEALS



Legislative Coordinating Council, the Standing Committee on Juvenile Procedure, and the Standing Committee on Rules of Conduct and Canons of Judicial Ethics.

Judge Thomas is married to Dave Thomas and has four girls: Tara, Miranda, Ella and Eliza. She is an active member of Cullman Church of Christ. Judge Thomas was a founder and board member of Traditions Bank in Cullman and has served on the Children's First Board and the Children's Policy Council.

**Judge Terri Willingham Thomas**, a native of Cullman, Alabama, achieved her Juris Doctorate from the Cumberland School of Law, and attained her undergraduate degrees from Athens State University and Wallace State Community College.

Upon graduation from law school, Judge Thomas began practicing law in Cullman and soon after was elected as a District and Juvenile Court Judge in Cullman County where she served for 10 years.

In addition to acting as a District and Juvenile Court Judge, Judge Thomas served as President of the Alabama Juvenile and Family Courts Judges Association from 2004-2005, and on the Faculty of the Alabama Judicial College. She has also served as a member of Alabama's Juvenile Code Revision Committee, the Judicial System

## JUDGES OF THE ALABAMA COURT OF CIVIL APPEALS



leading authority on its subject by the appellate courts of Alabama, having been cited in dozens of cases. Moore has used the knowledge he gained from researching this book to teach workers' compensation law to judges, lawyers, and workers' compensation professionals throughout the state and to provide pro bono services.

Judge Moore's greatest accomplishments have been his marriage and the birth of his two sons. He married the former Ashlee Stewart of Mobile in 1992. In 1999, they welcomed Michael Alexander "Alex" Moore to the family and in 2003 the family was completed with the birth of Thomas "Pierce" Moore.

**Judge Terry A. Moore** is a 1990 graduate of the University of South Alabama. He graduated magna cum laude from the University of Alabama School of Law in 1993. Following graduation, he entered private practice in the Mobile, Alabama, office of Adams & Reese where he specialized in workers' compensation and civil litigation. In 1998, he became a partner in the Mobile law firm of Vickers, Riis, Murray & Curran, LLC. In 2004, Moore co-founded Austill, Lewis, Pipkin & Moore, P.C., where he served as a member until his election to the Alabama Court of Civil Appeals in 2006.

While practicing law, Moore published numerous articles in legal journals, law reviews, and seminars. In 1998, West Publishing issued Alabama Workers' Compensation, a two-volume treatise that was written by Moore between 1992 and 1997. That treatise is now considered the

# JUDGES OF THE ALABAMA COURT OF CIVIL APPEALS



**Judge Scott Donaldson** received a B.S. degree in Commerce and Business Administration from the University of Alabama in 1981 and graduated *cum laude* from the Cumberland School of Law in 1984. Judge Donaldson practiced law for over 18 years and was elected to the State Bar Commission and State Bar Disciplinary Commission.

From 2003-2013, he was a circuit judge for the Sixth Judicial Circuit. He chaired or served on numerous judicial committees and was a member of the Executive Committee of the Circuit Judge's Association. Judge Donaldson taught numerous courses for the Alabama Judicial College. He has authored *Improving Jury Service*, *The Alabama Lawyer* (May 2012); *Is it Time for the Plain English Jury Charge?*, *The Alabama Lawyer* (January 2005); and *Ex parte Interviews with Corporate Party Employees*, *The Alabama*

Lawyer (September 1992).

Judge Donaldson is a Fellow of the Alabama Law Foundation, a graduate of Leadership Alabama, and a commissioner from Alabama on the National Uniform Law Commission. He is a faculty member at the National Judicial College where he has taught several advanced evidence courses to judges throughout the country, and has taught courses for judicial associations in several states. He has been an adjunct faculty member at the University of Alabama Law School and Business School, and is a frequent speaker at legal and judicial education conferences on various topics.

Judge Donaldson has served on the board of directors for numerous civic organizations. He has been president of the Tuscaloosa City Schools PTA Council and other PTAs within the school system. He and his wife have two adult children.

## CLERK OF THE ALABAMA COURT OF CIVIL APPEALS



**Rebecca C. Oates** has been employed with the Court of Civil Appeals Clerk's Office since 1990. She served as the Appellate Mediation Administrator for the Court from 2004-2013 and also as Assistant Clerk from 2005-2013. Mrs. Oates was appointed as Clerk of the Court of Civil Appeals in January 2014.

Mrs. Oates received her Masters of Science in Human Resources Management from Troy State University in 1998, Juris Doctor from Jones School of Law of Faulkner University in 1994, and Bachelor of Science from Auburn University in 1981.

Mrs. Oates has been married to Spencer Oates for over 40 years and they have one son, Spence. She is a native of Prattville. Mrs. Oates is a Charter Member of Trinity United Methodist Church in Prattville where she serves as an usher and works with the Children's Ministry.

**ALABAMA COURT OF CIVIL APPEALS**  
**FILINGS & DISPOSITIONS REPORT**  
*OCTOBER 1, 2015 THROUGH SEPTEMBER 30, 2016*

<b>COURT OF CIVIL APPEALS FILINGS AND DISPOSITIONS</b>					
	FY 2012	FY 2013	FY 2014	FY 2015	FY 2016
Cases Carried Over From Prior Year	755	742	665	625	576
New Filings	1,261	1,106	1,097	1,072	1,018
Total Caseload	2,016	1,848	1,762	1,697	1,594
Cases Disposed	1,274	1,183	1,137	1,121	1,118
Cases Carried Over To Next Year	742	665	625	576	476

<b>COURT OF CIVIL APPEALS FILINGS AND DISPOSITIONS</b>				
	Changes FY 2015—FY 2016		Changes FY 2012—FY2016	
	# of Cases	%	# of Cases	%
Cases Carried Over From Prior Year	-49	-7.84	-179	-23.71
New Filings	-54	-5.04	-243	-19.27
Total Caseload	-103	-6.07	-422	-20.93
Cases Disposed	-3	-2.68	-156	-12.24
Cases Carried Over To Next Year	-100	-17.36	-266	-35.85

<b>COURT OF CIVIL APPEALS CASES DOCKETED AND DISPOSED, FY 2016</b>	
<b>Cases Docketed</b>	
Cases Carried Forward FY 2015	576
New Cases	1,018
Total Cases Pending Before the Court	1,594
<b>Cases Disposed</b>	
Written Opinion	311
Without Written Opinions	807
Total Cases Disposed	1,118
Cases Carried Forward to Next Term	476

**ALABAMA COURT OF CIVIL APPEALS  
FILINGS & DISPOSITIONS REPORT  
OCTOBER 1, 2015 THROUGH SEPTEMBER 30, 2016**

<b>COURT OF CIVIL APPEALS DISPOSITIONS WITH DECISIONS, FY 2016</b>			
	# of Cases With Opinion	# of Cases Without Opinion	% of Total Decisions
Affirmed	112	394	67.83
Reversed	86	0	11.53
Affirmed in Part/Reversed in Part	31	0	4.16
*Other	82	41	16.48
DECISIONS	311	435	100.00
<b>TOTAL OF DECISIONS</b>	<b>746</b>		
*Other includes cases, dismissed, writs granted and denied, etc.			
Note: Decisions reflect both cases with opinion and affirmed without opinion. (Disposed)			
Note: 9.09 percent of the cases requesting oral argument were argued. (Disposed)			

<b>COURT OF CIVIL APPEALS DISPOSITIONS WITHOUT WRITTEN OPINIONS, FY 2016</b>		
	# of Cases	% of Other Dispositions
Dismissed on Motion of Appellant	81	10.04
Dismissed for Failure to Prosecute	104	12.89
Dismissed on Joint Motion/Agreement	29	3.59
Dismissed on Motion of Appellee	14	1.73
Other (i.e., Untimely Filing, Moot)	114	14.13
Transferred to Another Court for Lack of Jurisdiction	71	8.80
Affirmed—No Opinion	394	48.82
<b>TOTAL</b>	<b>807</b>	<b>100.00</b>

<b>COURT OF CIVIL APPEALS APPLICATIONS FOR REHEARING, FY 2016</b>			
Case Type	# of Cases Disposed by Submission and Decision	# of Applications for Rehearing Filed	% Rehearings on Cases Disposed by Submission and Decision
Appeals and Extraordinary Writs	746	174	23.32



**ALABAMA COURT OF CIVIL APPEALS**  
**FILINGS & DISPOSITIONS REPORT**  
*OCTOBER 1, 2015 THROUGH SEPTEMBER 30, 2016*

<b>COURT OF CIVIL APPEALS DISPOSITIONS OF RULING ON APPLICATIONS FOR REHEARING, FY 2016</b>		
Case Type	# of Applications for Rehearing	% Disposed with Applications for Rehearing
Overruled—No Opinion	148	85.06
Granted—Original Opinion Withdrawn and Substituted	20	11.49
Overruled—Original Opinion Withdrawn and Substituted	4	2.30
Other	2	1.15
<b>TOTAL</b>	<b>174</b>	<b>100.00</b>

<b>COURT OF CIVIL APPEALS DISPOSITIONS OF CERTIORARI REVIEW, FY 2016</b>		
Decision	Total Cases	% of Cases
Denied	162	89.01
Petition/Writ Quashed	5	2.75
Affirmed	0	0.00
Other	6	3.30
Reversed and/or Remanded	5	2.75
Dismissed	0	0.00
Stricken	4	2.19
<b>TOTAL</b>	<b>182</b>	<b>100.00</b>

## SUPREME COURT AND STATE LAW LIBRARY

**T**he Alabama Supreme Court and State Law Library is the oldest law library in Alabama. Established in 1828 as the Library Society of the Bench and Bar of the Supreme Court, it was a private, nonprofit organization with the purpose of providing a library for the “exclusive use of the Bench and Bar of the Supreme Court of the State.” In the late 1800s, when the law library became a state agency, it was Alabama’s largest research library and continues that tradition today, serving the Supreme Court of Alabama, the Courts of Criminal and Civil Appeals, and all citizens of Alabama.

The Law Library has approximately 250,000 volumes in its collection but is also fully automated with over 65 computers for staff and library users, including a state-of-the-art computer lab. The Library is one of the oldest United States Government Depository libraries in the United States, having been designated a depository in 1884. Currently, the Law Library occupies approximately 38,000 square feet with space for approximately 80 researchers. It is a public law library, with hours of operation from 8:00 a.m. to 6:00 p.m., Monday through Friday. The Law Library collection contains all of the reported decisions of the state and federal appellate courts in the United States, and the statutes of all 50 states and the District of Columbia, plus Acts of Congress, the United States Code, and the regulations of the various agencies of the United States Government. The legal periodical collection is one of the best in the State with more than 1,000 titles.

The Law Library’s rare book collection is considered one of the finest in the southeastern United States. Its oldest book, *Symbolaeographia*, by William West, was published in 1605, seven years before the completion of the King James Version of the Bible. The collection includes over one-hundred 17th and 18th century law books and several thousand 19th century volumes. Unique to the collection are the briefs of the Alabama Supreme Court cases beginning in 1965, audio tapes of oral arguments of the Court beginning in 1979, and the papers of the Alabama Judicial College.

Beyond the role of the tradition library, the Supreme Court and State Law Library continues to pursue a strategic plan to remain on the forefront of technology. To this end, the Law Library provides public access to Westlaw computer-assisted legal research services, to all users so that they have access to the most sophisticated legal research engines available. In this same way,

the Law Library provides Westlaw access to the entire judicial branch of government so that judges, clerks, and other judicial branch employees will have access to legal information at their fingertips. The Law Library maintains an active website which includes the Rules of the State Courts of Alabama and access to the Law Library’s online catalog. Additionally, the Law Library has its own computerized public access catalog which includes the online catalogs of the Jefferson County Public Law Library, the Montgomery County Public Law Library, and the Elbert Parsons Public Law Library in Huntsville. All of which can be accessed from the Law Library website <http://judicial.alabama.gov/library.cfm>. The Law Library also has an active presence on Facebook.

The Law Library showcases the Heflin-Torbert Judicial Building, the appellate process, and the history of the courts through a public education program. This program includes guided tours of the Court, their courtrooms, museum exhibits, and the law library. Since 1994, over 215,000 visitors, mostly fourth-grade students, have participated in the judicial learning experience, understanding how the rule of law impacts our State and Nation.

The Junius Moore Riggs Portrait Collection is also a major part of the Law Library collection. In 1874, Marshal and Librarian Junius Moore Riggs began collecting portraits of governors of the State to hang in the halls of Capitol and in the Law Library. By the time of his resignation in 1934, Riggs had collected 44 portraits including governors, chief justices, and associate justices of the Court. The most notable portrait in the collection is that of Chief Justice George Goldthwaite, painted by Goldthwaite’s grand-daughter, noted regional artist Ann Goldthwaite, which hangs in the Antebellum Gallery in the Supreme Court.

In October of 2016, the Law Library, the Supreme Court of Alabama, the Federalist Society for Law & Public Policy Studies, and the Blackstone Center for Law and Liberty at Thomas Goode Jones School of Law at Faulkner University sponsored the exhibit, *Magna Carta, An Enduring Legacy, 1215 – 2015*, created by the joint effort of the Library of Congress, the Law Library of Congress, and the American Bar Association. The exhibit was on display from October 11th through the 31st in the Rotunda of the Heflin-Torbert Judicial Building. During this period, approximately 1,000 visitors viewed the exhibit.

## STATE LAW LIBRARIAN



**Timothy Alan Lewis**, a native of Talladega, Alabama, was appointed by the Supreme Court as State Law Librarian and Acting Marshal of the Supreme Court of Alabama on June 1, 1992. He served as Acting Marshal until 1993.

Mr. Lewis attended the public schools of Talladega, graduating from Talladega High School in 1974. He graduated from the University of Alabama, receiving his B.A. in English in 1979, his Master of Library Services in 1983, and his Juris Doctor in 1984. He was admitted to the Alabama State Bar Association in 1988. Tim served as Assistant Director of the Library from 1984 until his appointment as State Law Librarian and Acting Marshal.

Mr. Lewis taught as Adjunct Professor of Law at the Jones School of Law from 1988 to 1992, and is currently an Adjunct Professor at Auburn University at Montgomery in both the Department of Justice and Public Safety and the Management Department. He has taught numerous courses on legal research and computer-assisted legal research, and is the co-author of *Alabama Practice Materials: An Annotated Bibliography*, 82 *Law Library Journal* 703 (1990). He is also the author of several articles in the

*Alabama Lawyer* and has written several book reviews.

Besides the Alabama State Bar, Mr. Lewis is a member of the Alabama Association of Law Libraries, the Special Libraries Association, the Southeastern Chapter of the American Association of Law Libraries, the Law Library Association of Alabama, the Alabama Library Association, and the Montgomery County Bar Association.

Mr. Lewis served as the Moderator of the Law Librarians Roundtable of the Alabama Library Association in 1989, President of the Law Library Association of Alabama from 1992 to 1993, the vice president for the Montgomery Judicial Chapter of the Alabama State Employees Association in 1995, the Coordinator of the Montgomery Area Library Resource Sharing Roundtable from 1995 to 1996, and served on the Board of Directors for the Center for Law and Civic Education at Cumberland School of Law, and the Board of Directors for the Law Magnet Program at Booker T. Washington Magnet School. He served as Local Arrangements Chair for the 2001 Alabama Library Association Convention held in Montgomery.

Currently, Mr. Lewis serves as the Treasurer of the Alabama Library Association, as co-chair of the Alabama State Bar Law Day Subcommittee, is a member of the Board of Directors of Camp Chandler (YMCA), a member of the Appellate Library Standards Committee (AALL), and represents special libraries on the Library Services and Technology Act (LSTA) Advisory Council.

Mr. Lewis is married to Christine Whitesell of Montgomery, and they have two children, Laura and Rebecca. He and his family attend the Episcopal Church of the Ascension in Montgomery where Mr. Lewis teaches 6th grade Sunday School, assists with the SOS Puppet Team, and is a member of the 1st Timothy Committee. He has been a member of the Montgomery Lions Club since 1987.



created position. Effective October 1, 2001, she was appointed reporter of the decisions for the Alabama appellate courts; she is the first woman to hold that position.

Ms. Cauley is a member of Capitol Heights United Methodist Church. She is an active member in the Association of Reporters of Judicial Decisions, an international professional association; she served as the Association's president in 2004.

**Bilee Kulhanek Cauley** was born in West Homestead, Pennsylvania, near Pittsburgh, and was educated in the West Homestead and Homestead public schools. Ms. Cauley graduated from Eckerd College in St. Petersburg, Florida, in 1972 with a bachelor of arts degree in English literature. She received her juris doctorate in 1987 from the Jones School of Law, where she was awarded the James J. Carter Award for Scholarship, an award given to the student in each graduating class with the highest grade-point average. Ms. Cauley was admitted to the Alabama State Bar in 1988.

Ms. Cauley worked as a paralegal at the Montgomery law firm of Johnson and Thorington from 1979 until her graduation from law school. Upon graduation, she was employed at this firm as an associate. She was appointed assistant reporter of decisions for the Alabama appellate courts in July 1989; she was the first person to occupy that newly

## MARSHAL OF THE APPELLATE COURTS



Marshal James is an active member of his church, where he is frequently involved in a variety of cooking projects. He additionally serves as a basketball official and softball umpire and referee.

**Willie L. James** was sworn in as Marshal of the Appellate Courts of Alabama on August 15, 2001, by Chief Justice Roy Moore, becoming the twelfth marshal of the appellate courts.

Marshal James was born and raised in Montgomery, Alabama. Due to the death of his father at an early age, James and his eight siblings were raised by his mother. Following his graduation from Booker T. Washington High School, James attended Southern University in Baton Rouge, Louisiana, on a basketball scholarship. He graduated with a degree in Business Management and Marketing.

In 1973, James became a City Park Ranger, being promoted in 1980 to the position of Assistant Chief Ranger. Following his retirement in 1993, he joined the Alabama appellate courts as a Deputy Marshal, and served in that position until his appointment as Marshal.

# JUDICIAL INQUIRY COMMISSION

Established, in 1973, by Amendment 328 (the Judicial Article) to the Constitution of Alabama, the Judicial Inquiry Commission is convened permanently with authority to receive or initiate complaints and to conduct investigations concerning any Alabama judge's alleged violation of the Alabama Canons of Judicial Ethics, misconduct in office, failure to perform judicial duties, or inability to perform judicial duties because of a physical or mental disability. The Commission is further authorized to file and prosecute, in the Court of the Judiciary, complaints upon the Commission's finding a reasonable basis exists to charge an Alabama judge with Canon violations, misconduct, failure to perform duties, or inability to perform duties because of a physical or mental disability. In addition, the Commission may render, in its discretion, advisory opinions to judges upon request.

The Judicial Inquiry Commission consists of nine members: an intermediate appellate judge, two circuit judges, a district judge, three laypersons, and two attorneys. The three laypersons and the district judge are appointed by the Governor and are subject to Senate confirmation; the two circuit judges are appointed by the Circuit Judges' Association; and the two attorneys are appointed by the Commissioners of the Alabama State Bar. The Commissioners serve four-year terms.

The Judicial Inquiry Commission carried over, to fiscal year 2016, 36 complaints against Alabama judges, and it received 204 complaints during fiscal year 2016. Of those 240 complaints, 160 were dismissed, without investigation, on the Commission's findings each complaint did not present either a reasonable basis to charge, a claim within the Commission's jurisdiction, or an ethical violation, or a combination of any of those three. In addition, the Commission completed investigation of 47 complaints. The Commission dismissed five of those complaints after meeting with the judges against whom the complaints had been filed. Upon investigation of 29 complaints, the Commission filed charges against 5 judges in the Court of the Judiciary. The Commission dismissed the remain-

ing 13 investigated complaints. Thirty-three complaints were carried over to fiscal year 2017.

## JUDICIAL INQUIRY COMMISSION

Billy C. Bedsole, Chairman  
*Attorney  
Mobile*

David Scott, First Vice Chairman  
*Scott Builders Supply, Inc.  
Opelika*

Randall L. Cole, Second Vice Chairman  
*Presiding Judge, 9th Judicial Circuit  
Fort Payne*

Craig Pittman  
*Judge, Court of Civil Appeals  
Montgomery*

Dr. David Thrasher  
*Physician  
Montgomery*

Ralph Malone  
*Masada Resource Group  
Huntsville*

Augusta Dowd  
*Attorney  
Birmingham*

Kim J. Chaney  
*District Judge, Cullman County  
Cullman*

David Kimberley  
*Circuit Judge, 16th Judicial Circuit  
Gadsden*

Jenny M. Garrett, Executive Director  
*Montgomery*

Rosa H. Davis, Counsel  
*Montgomery*

# COURT OF THE JUDICIARY

**T**he Court of the Judiciary is a nine-member body that hears complaints filed by the Judicial Inquiry Commission. The Court is composed of one judge of an appellate court, other than the Supreme Court of Alabama, who shall be selected by the Supreme Court of Alabama and shall serve as Chief Judge of the Court of the Judiciary; two judges of the circuit court, who shall be selected by the Circuit Judges' Association; one district judge who shall be selected by the District Judges' Association; two members of the state bar, who shall be selected by the governing body of the Alabama State Bar; and three persons who are not lawyers who shall be appointed by the Governor. Members appointed by the Governor shall be subject to Senate confirmation before serving.

The Court has the authority to enter the following sanctions for a violation of a Canon of Judicial Ethics: removal from office, suspension with or without pay, censure, retire a judge who is physically or mentally unable to perform their judicial duties, or apply such other sanctions as may be prescribed by law.

Decisions of the Court of the Judiciary may be appealed to the Supreme Court of Alabama, which reviews the record of proceedings on the law and the facts. The Supreme Court of Alabama shall adopt rules governing the procedures of the Court of the Judiciary.

The clerk of the Court of Civil Appeals serves as secretary of the Court of the Judiciary.

Five complaints were filed with the Court by the Judicial Inquiry Commission during FY 2016.

Members of the Court of the Judiciary are:

J. Michael Joiner (Chief Judge)  
*Judge, Court of Criminal Appeals*  
*Indian Springs;*

Jeffrey T. Brock  
*District Judge, Conecuh County*  
*Evergreen*

Lucinda Samford Cannon  
*Opelika*

John V. Denson, II  
*Opelika*

L. Gwaltney McCollum, Jr.,  
*Birmingham*

Daryl O. Perkins  
*Birmingham*

Laura Petro,  
*Circuit Judge, 10th Judicial Circuit*  
*Birmingham*

S. Dagnal Rowe, Sr.,  
*Huntsville*

James W. Woodroof, Jr.,  
*Circuit Judge, 39th Judicial Circuit*  
*Athens*

## ADMINISTRATIVE DIRECTOR OF COURTS



Montgomery, and the U.S. Air Force Reserves (1985-91).

Rich resides in Montgomery, Alabama, with his wife, Susie, and is the father of two daughters, Whitney and Amelia. The Hobsons worship at Lakeview Baptist Church, where he teaches the *Newly, Nearly, Barely Married* Sunday School Class and serves as a deacon. Hobbies include running, reading, and playing guitar and singing in the Christian rock band, *WoodScott*. A native of Enterprise, Alabama, Rich earned his A.A. from Enterprise State Junior College and his B.A., M.A., and Doctor of Public Administration from The University of Alabama.

**Rich Hobson** was appointed Administrative Director of Courts by Chief Justice Roy Moore in January 2013, where both had served in the same positions from 2001-2003. During the interim, he served as executive director of the Foundation for Moral Law (2003-2013). Before 2001, he served in the Alabama Unified Judicial System in a variety of capacities, ranging from the Court Referral Program to the Alabama Judicial College (1988-2001).

Rich is a trained mediator and a former adjunct instructor in the Department of Criminal Justice at Faulkner University. He has served as Governor, Alabama Society of Mayflower Descendants; President, Good Morning Montgomery Kiwanis Club; State Chairman, Alabama Child Evangelism Fellowship; Prince Institute Advisory Board; President, Central Alabama Laubach Literacy Board; Montala Toastmasters Club; and Emerald Mountain Christian School Parent/Teacher Fellowship; as well as the former Worship Leader, Celebrate Recovery, Cloverdale Baptist Church in



# ADMINISTRATIVE OFFICE OF COURTS

**T**he Chief Justice of the Alabama Supreme Court is the chief administrative officer of the State's court system and is authorized to appoint an Administrative Director of Courts (ADC) and other personnel to assist in the performance of administrative responsibilities. This constitutionally created entity overseeing Alabama's Unified Judiciary is called the Administrative Office of Courts (AOC).

The Alabama Unified Judicial System is a state-funded court system consisting of the Supreme Court and two intermediate courts of appeal, the Court of Criminal Appeals and the Court of Civil Appeals. The systems also includes the trial courts of general jurisdictions (the circuit courts) and the courts of limited jurisdiction (the district, probate, and municipal courts). Municipal courts receive training and technical assistance from the AOC although judges and court personnel are selected by and answerable to their city governments. Probate judges and their staff are county employees.

The AOC, under the direction of the Administrative Director of Courts, is charged with providing the centralized, state-level administrative support necessary to the operation of the State court system, which includes the development of improved procedures and systems to increase the operational capacity of the courts, the collection and dissemination of information necessary for the development of policy, and the efficient operation of the courts. Alabama was one of the first states in the nation to have a unified state court system with uniform procedures and centralized administrative services. The Unified Judicial System of Alabama (UJS) has been in existence since 1977.

The AOC carries out its responsibilities through a network of specialized divisions. This necessary link within the court system successfully implements plans addressing the training, educational, and developmental needs of officials and employees of the Unified Judicial System. These tasks are implemented in part by and through the Alabama

Judicial College, along with the support of statewide technological expertise and implementation of the Information Technology Divisions.

The AOC also houses basic support departments such as Human Resources and Finance, but there exists more specialized departments such as the Family Court Division, the Legal Division, and the Public Information Office. The AOC is most specifically made up of talented individuals from many walks of life serving the needs of their fellow citizens.

## INFORMATION TECHNOLOGY DIVISION

The Information Technology (IT) Division provides the support necessary for the day-to-day business operations of the Unified Judicial System both in the trial courts and the Administrative Office of Courts. The IT Division aids in the enhancement of administrative functions using technology and coordinates with state agencies regarding sharing of services and information. The IT Division makes available public information to the criminal justice community, social and juvenile services, and the public as a whole. Additionally, this division offers online services to all 67 counties at all court sites, juvenile offices, and pardons and paroles offices. Finally, the IT Division maintains current UJS applications as well as new developments and upgrades.

The IT Division, the largest area of operation within the AOC, is responsible for the development and maintenance of automation within the UJS. The sections in this area include: Applications Programming, Information Technology Support, Information Technology Helpdesk, Mainframe, and Networking.

## APPLICATIONS PROGRAMMING

This section is responsible for the development and the maintenance of all automated systems supporting the information management needs of the UJS. This section designs, develops, tests, implements and maintains the mainframe and server-based applications that comprise the Alabama Statewide Judicial Information Systems (SJIS).

Project management functions are provided to judicial system contractors and business partners. On a daily basis, this section performs system analysis, develops product specifications, tests, approves and implements new systems, and serves as a mediator between user groups and contractors.

One of the premiere case management applications in the nation can be found in Alabama; MIDAS (Model Integrated Defendant Access System) was developed for use by Alabama Court Referral Officers in 2003. The application allows users the opportunity to manage offenders from one application; court records, criminal and driving histories and case management functionality are available in one location.

In 2005, MIDAS was rewritten with new functionality that allowed Drug Courts, District Attorneys, and Community Corrections Officers to utilize the application. In 2007, MIDAS was rewritten for the third time. Also in 2007, Juvenile Probation Officers saw the impact MIDAS was making as a complete defendant case management tool and released their version of MIDAS, named JUPITIR (Juvenile Probation Intake Treatment Integrated Resource), in the summer of 2009.

In February 2010, a new in-house helpdesk trouble ticketing system was deployed. SHARK (Service Helpdesk Assistance Repair and Knowledge) provides an avenue for UJS users to report and track technical support issues by submitting a “ticket” via a website interface. SHARK allows user requests for assistance to be acted upon

in a timelier manner than previous error reporting methods.

In 2012, the UJS Portal was created to provide a centralized website for court staff to get the latest news and updated forms and manuals.

In 2013, the Court Referral Education Program (CREP) was added to the MIDAS application and is currently being utilized by half of the Court Referral Instructors statewide with plans to bring on the remaining locations by October 21, 2015. This module is used to provide a link between the Court Referral Officers and the Court Referral Education Program; it will allow the instructors to manage their own bookkeeping, journals, provide class management and inform the Court Referral Officers of the completion of classes by their defendants.

In 2013, the eWorksheets application was rewritten with enhanced security and functionality along with a significant amount of upgrades to better serve the courts using the latest technology. This application is used to complete sentencing worksheets by District Attorneys and other court staff in all counties, whereas prior to changes on October 1, 2013, only a handful of counties utilized the application. From October 1, 2013 to May 22, 2015 approximately 30,000 worksheets had been entered into the system.

In 2015, the eTranscripts application was rewritten to improve performance, compatibility and security issues. The eTranscripts application is a web-based tool designed to assist the Circuit Clerk’s Office and the Department of Corrections in creating and processing electronic transcripts. This application is being rewritten from the ground up utilizing the most current technology available and is scheduled to be deployed at the beginning of September 2015.

In 2016, the Alacourt.gov website was redesigned with a more modern look and feel; it was

# ADMINISTRATIVE OFFICE OF COURTS

also designed to be compatible with mobile based devices for easier use.

In 2016, all file transfers were migrated to a new centralized and secure process utilizing our MoveIT DMZ, WS\_FTP and MoveIT Central software developed by IPSwitch. It also allows users to securely transfer sensitive or large files between other users or organizations.

The Applications Staff is currently working on numerous projects that are scheduled for deployment during the next 12 months. These projects include the following:

- Modernization of the Conferences Application. The Conferences application is a web-based tool designed to assist the Judicial College in managing training and conference registrations for court staff. This application is being rewritten utilizing the most current technology available to provide better conference and training management along with CLE/CEU tracking.
- Modernization of the E-Appellate Application. The E-Appellate application is a web-based tool designed to electronically file appeals from the Clerk's Office to the Appellate Courts. This application will be rewritten utilizing the most current technology available to provide a more streamlined and fault tolerant system for processing appeals.
- County and Circuit Website Development. Extensive deployment of approximately 100 websites for Circuit Clerks, Judges and other judicial entities. The primary users of these sites will have the ability to update their site's content as required.
- Application Maintenance Project. This ongoing project will ensure that modifications and enhancements are made to existing applications to improve security and optimize performance.
- Court Cost Changes and Legislative Updates. Each year the Alabama Legislature enacts leg-

islation that requires changes to SJIS. These types of changes primarily facilitate updates to various fee schedules in-force in specific jurisdictions and at times requires changes to fee schedules on a statewide basis. Other common programming actions required by specific legislation includes: Charge code additions/and/or deletions; inter-agency data exchange requirement updates; and ad hoc management reporting functions.

## INFORMATION TECHNOLOGY (IT) SUPPORT

The Information Technology (IT) Support section provides training and support of technology related projects. Typical project management duties include staffing a telephone support desk and ticket management system, application training, video conferencing, preparing narrative reports, preparing manuals, creating online tutorials, testing of applications, and processing requirements for application development. IT Support serves as the liaison between the users and the technical staff.

Goals for 2017 included the continued development, implementation and training of statewide criminal e-filing as well as phase II of traffic eOrder and batch TR Orders (Continuances, Nol Pros, and Dismissals only), clerk e-docketing of complaints, and service returns (phase II); updating and re-coding of the eAppellate application to improve functionality and performance.

IT Support has completed over 1,100 SHARK tickets and assisted with almost 17,800 inbound calls this year as well as almost 18,500 outbound calls totaling over 36,000 calls handled in FY 2016.

### *2016 Statistics*

*General Statistics: Totals and/or Average per Month*

- AlaPay Financial - \$60,847,895.87 (\$5.1 Million per month)

# ADMINISTRATIVE OFFICE OF COURTS

- AlaPay Transactions - 3,286,470.48 (273,872 per month)
- AlaVault Pages Scanned - 13,689,113 (1,140,759 per month)
- AlaVault Documents Scanned - 3,617,452 (301,454 per month)
- AlaFile New Complaints eFiled - 183,968 (15,331 per month)
- AlaFile Motions eFiled - 1,009,174 (84,098 per month)
- AlaFile Order by Judges - 1,501,122 (125,094 per month)
- AlaFile Registered Attorneys - \*14,535 Total Overall (396 for 2016) (33 per month)
- AlaFile Total Attorney Filings - 2,058,232 (171,519 per month)
- E-Citations - 727,531 (60,628 per month)
- E-Appellate - 1,655 (138 per month)
- E-Transcripts - Total – 1,314,051
- E-Transcripts – Accepted – 1,310,883
- E-Transcripts – Rejected – 3,168

## *Applications Supported:*

- AlaCourtPlus
- AlaCourt.com
- AlaFile
- AlaVault
- AlaPay
- eAppellate
- eCitation (eSearch and eSwear)
- eTranscripts
- eWarrants (Warrant Management System)

## **MAINFRAME**

The Mainframe Section of the IT Division is responsible for the availability of the Statewide Judicial Information System (SJIS) which handles an average of one million transactions per day. Among its responsibilities are making sure the online aspects of the system are available and operating at optimum performance, providing assistance to users concerning report output, maintaining mainframe equipment at user sites, and handling large volumes of mailed output.

The mainframe system is constantly monitored to make sure there are no problems that could affect the SJIS users and others that require information from SJIS. The Mainframe Section is responsible for the safety of SJIS data and provides for data integrity and timely backups of all data on a daily basis. The Mainframe Section also ensures that all mainframe software is up-to-date and configured properly as well as providing technical support to other sections of the AOC.

In 2016, the AOC will continue to work on meeting the new USPS postal requirements which are changing almost weekly. This will allow the system to continue to get the best rates when sending out daily mailers. IBM has announced a new version of Z/VSE which AOC will be installing as soon as it is released. Other software vendors will be doing the same type of updates.

We have moved our tape backups from physical tapes to virtual tapes and will continue to develop more uses for those. We are continuing to work on a project to migrate our printing from continuous forms to cut sheet forms. We have already installed the new, cut sheet printer and have already migrated some print jobs to it. When the last of the continuous forms jobs have been migrated to cut sheet forms, we will be able to save money while providing much better service.

# ADMINISTRATIVE OFFICE OF COURTS

## PRINTSHOP

The AOC Print Shop is responsible for producing envelopes for all UJS officials as well as multi-part forms and other products, as requested. AOC has printed almost 3 million envelopes since installing a new envelope printer in August of 2013. AOC now has much faster order turn around and service to the courts. The reduced cost of supplies for the new printer has enabled us to save money while providing much better service.

## NETWORKING

Information Technology (IT) Infrastructure Management is responsible for the day-to-day operations of the Alabama Unified Judicial System's network and servers, providing services to over 3,000 users spread over 125 locations utilizing server and networking resources located at the Alabama Judicial Building Data Center. Helpdesk personnel receive 1,000 calls for assistance each month.

*Responsible for engineering and managing:*

- Wired and wireless connectivity (T1, DSL, MPLS, MPLSDSL, FIBER)
- Firewalls, virus, and spam protection
- Servers and databases
- Remote network access via VPN clients
- 24/7 monitoring and problem resolution
- Authentication and authorization services through Active Directory
- Point-to-point data connections to outside agencies
- Electronic Mail Services

## SJIS HELPDESK

The State Judicial Information (SJIS) Helpdesk provides technical assistance, training, and problem

resolution to users of the SJIS. Noteworthy accomplishments this reporting period include:

- Responded to an average of over 5,000 phone calls per month; 3,000 emails per month; and 500 skype messages per month.
- Submitted and monitored an average of 75 trouble tickets per month.
- Administered control over the SJIS access system.
- Maintained judge master records, clerk master records, enforcement system profiles and fee system profiles.
- Assisted users with monthly accounting system closeouts and day-to-day bookkeeping issues.

## PC HELPDESK

The PC Helpdesk is responsible for providing information technology (IT) support to all Alabama Judicial system personnel. This IT support includes but is not limited to PCs, laptops, printers, scanners, and other technology devices.

In 2016, the PC Helpdesk processed over 3,000 Service Helpdesk, Assistance, Report, and Knowledge (SHARK) tickets and received over 30,000 telephone calls.

## TRIAL COURTS

The Trial Courts Section of the IT Division serves the trial courts through the SJIS Helpdesk, Traffic Call Center, Income Tax Intercept Program, and Accounting/Bookkeeping Program.

The Income Tax Intercept Program interacts with the public, as well as the trial courts, in providing information that streamlines the collection of court ordered monies and assists circuit clerk's offices by diverting information inquiries to a central location. In fiscal year 2016, \$1,885,566.76 was recovered in delinquent court-ordered monies through this section.

The SJIS Helpdesk and Accounting/Bookkeeping Program provide technical assistance with the processes of the State Judicial Information System (SJIS) through training, manuals, inquiries, and problem resolution.

The Traffic Call Center handled 120,398 cases and collected \$23,583,557.29 in court fines and fees in fiscal year 2016.

## ACCOUNTABILITY COURTS

The relationship between substance abuse, criminal activity, violence, increasing court case-loads, prison overcrowding, recidivism, death, and injury are well documented. Costs associated with these problems are staggering in terms of financial hardship as well as human tragedy.

### DRUG COURTS

Alabama currently faces severe issues with prison overcrowding. Model Drug Courts are one way of dealing with this problem. Drug Courts represent the coordinated efforts of the judiciary, prosecution, defense, probation, law enforcement, mental health, social services, and the treatment community to actively and forcefully intervene and break the cycle of substance abuse, addiction and crime.

Currently, there are 59 adult Drug Courts in Alabama's 67 counties. On average, there are 3,100 active adult Drug Court participants each month in Alabama. Drug Courts are utilized as an alternative sentencing method to: (1) assist non-violent offenders who have committed offenses while under the influence of alcohol or drugs to be given the opportunity to turn their lives around, and (2) make the public safer while reducing the demand for prison space. Alabama also features several other Problem

-Solving Courts (specialized courts modeled after Drug Courts focused on addressing other underlying issues of chronic criminal behaviors) including 13 Family Drug Courts with an average of 215 active participants, 12 Juvenile Drug Courts with an average of 150 active participants, 21 Veterans Courts with an average of 300 active participants, and 12 Mental Health Courts with an average of 140 active participants.

### COURT REFERRAL OFFICER AND EDUCATION PROGRAMS

The Court Referral Officer (CRO) Program began in 1985 as a pilot program to assist judges in early identification and placement of DUI offenders as one method of reducing the devastating problem of drunk driving. Since the implementation of the Mandatory Treatment Act of 1990, Court Referral Officers have provided services to defendants in a broader spectrum of cases related to alcohol and drug use or abuse. The CRO and Court Referral Education Programs are Alabama's legacy programs when dealing with alcohol and drug offenses.

CROs are a key ingredient in Alabama's comprehensive approach to the management of cases involving substance abuse or other related issues. Utilizing the Operational Screening Criteria they provide a thorough evaluation and make the appropriate recommendations for each defendant. This important information will ensure placement of each defendant in the most appropriate program to supplement traditional judicial sanctions.

Local Court Referral Programs were developed to assist defendants with alcohol and drug abuse-related offenses with education and/or treatment referral services to be able to act as "resource brokers" within local communities. These programs have been designed to be used in conjunction with court orders and not as a replacement for judicial sanctions.

# ADMINISTRATIVE OFFICE OF COURTS

In fiscal year 2016, 21,862 defendants were evaluated and referred for education or treatment. Of these defendants, 3,265 were placed in the Level I education programs, 9,721 were placed in the Level II education programs, 7,852 were referred to Level III outpatient or inpatient programs and 37 were placed in the Youth & Juvenile Course. There were more than 114,503 monitoring sessions conducted in FY 2016.

The AOC certifies and contracts with 25 agencies to provide alcohol and drug education programs and more than 100 CROs to evaluate defendants and provide monitoring sessions throughout the state. The Court Referral Program receives no General Fund monies.

Many Community Corrections and Drug Court programs across Alabama include Court Referral Officers. The meshing of these important programs has been met with broad success.

## ALABAMA JUDICIAL COLLEGE

The Alabama Judicial College, a section of the Education and Planning Division of the Administrative Office of Courts, is charged with the implementation of a comprehensive plan that addresses the educational, developmental, and training needs of members of the Unified Judicial System. Continuing education and training programs administered by the Alabama Judicial College recognize the career development needs of court officials and employees. The College develops and coordinates over sixty meetings on a yearly basis which include on-site and off-site conferences, regional trainings, and seminars for officials and employees of the circuit, district, municipal courts, and Guardians ad Litem. Since its inception, the College has followed a comprehensive model of adult learning theory which emphasizes continuing education of

all court officials and staff to enhance the proper administration of justice.

During Fiscal Year 2016, the Alabama Judicial College planned and facilitated four municipal magistrate orientation programs with over 125 new magistrates being certified, 15 off-site training conferences that served over 3,000 Unified Judicial System officials and employees, one drug court and veteran's court conference where 212 participants attended and two specialty Protection from Abuse Act trainings, which 120 participants attended. In November, the Judicial College hosted its second Juvenile Judges/DHR Symposium which was co-hosted with the Annie-Cassey Foundation in Guntersville. The Alabama Judicial College continues to have many in-house trainings and meetings with over 1,500 court officials and employees participating. The Alabama Judicial College maintained certifications with the Continuing Legal Education requirements for over 300 Municipal Judges. The Judicial College awarded 108 Continuing Education Hour Certificates during 2016.

## FAMILY COURT DIVISION

The Family Court Division provides services in seven different, but related, areas for the Alabama judicial system. Those areas include:

- Unified Family Courts
- Juvenile Probation Services
- Access and Visitation Grant Program
- Court Improvement Program Grants
- Judicial Volunteer Program
- Child Support/Referees
- Violence Against Women Act (VAWA)

# ADMINISTRATIVE OFFICE OF COURTS

The goal of this division is to provide a wide array of services so that the juvenile and family courts can be more efficient and effective for families and children in Alabama.

## UNIFIED FAMILY COURTS

The concept of a unified family court is to place cases dealing with juvenile and family law in one court in order to serve the families more effectively and efficiently. Family Courts or family court divisions have been established, either by statute or local act, in the following counties:

- Calhoun
- Cleburne
- Dale
- Geneva
- Henry
- Houston
- Jefferson
- Lee
- Madison
- Marshall
- Mobile
- Montgomery
- Russell
- Tuscaloosa

## JUVENILE PROBATION SERVICES

The Family Court Division manages the State Juvenile Probation Officer Program, which was created in 2000 in response to the mandate of the Alabama Legislature in *Ala. Code* 1975, § 12-5A-1 that a comprehensive system of juvenile probation services be developed, implemented, and administered by the Administrative Office of Courts.

Juvenile probation officers are an integral part of the juvenile justice system. Juvenile probation officers perform a variety of services which are es-

sential to the proper operation of the juvenile courts including working primarily with youths who are alleged to be delinquent or in need of supervision.

The functions of the Family Court Division, with respect to juvenile probation officers, include the establishment of statewide guidelines, certification, and training standards. As of 9/30/2016, there were 290 juvenile probation officers statewide. Of those, 184 were employed by the Unified Judicial System, along with 21 UJS juvenile support personnel. These personnel serve 62 of Alabama's 67 counties. The program provides juvenile probation salary subsidies to the five counties in which juvenile probation officers are county employees.

## ACCESS AND VISITATION GRANT PROGRAM

The Administrative Office of Courts, through the Family Court Division and the Alabama Law Foundation, Inc., administers the federally-funded Access and Visitation Grant Program, the goal of which is to develop programs and services to improve noncustodial parents' access to and visitation with their children. The grant has an Advisory Committee, chaired by the Honorable Aubrey Ford, Jr., former District Judge of Macon County. Funds from the grant are primarily used to fund eight sub-grantee programs that provide one or more of the following services: mediation of visitation issues; parenting education programs; development of parenting plans; counseling; neutral drop-off/pick-up; supervised visitation; and visitation enforcement.

## COURT IMPROVEMENT PROGRAM (CIP) GRANTS

### *BASIC CIP GRANT*

The Basic CIP grant is a federally-funded program that has been administered by the AOC since FY 1995. The goal of the grant is to streamline juvenile court procedures and processes so that children adjudicated dependent may be placed in safe, permanent homes as quickly as possible. The primary activities of the Grant include the following:



# ADMINISTRATIVE OFFICE OF COURTS

- Guardian ad Litem (GAL) Certification and Recertification Training (Note: As of 9/30/2016, 1,194 attorneys were on the certified GAL appointment list)
- Parents' Attorney Training
- Probate/Juvenile Judge Subcommittee
- Collaborative Activities with the Alabama Department of Human Resources (DHR)
- Assessment of the Alabama Juvenile and Family Courts

## *CIP TRAINING GRANT*

Beginning in September 2006, the AOC, through the Family Court Division, began administering a grant from the federal government primarily to be utilized for training initiatives. This grant has an advisory committee, chaired by the Honorable Lyn Stuart. The primary objectives of this grant include training new juvenile and family court judges, administrative support assistants, and other juvenile court officials and employees on various topics when needed.

## *CIP DATA COLLECTION AND ANALYSIS GRANT*

Beginning in September 2006, the AOC, through the Family Court Division, began administering another grant from the federal government primarily to be utilized for data collection and analysis to help ensure that foster children's needs for safety, permanency, and well-being are met in a timely and complete manner. Primary activities include the following:

- Continual updating and revising current data collection methods
- Developing cross system collaboration between existing state systems
- Developing and implementing enhancements to the electronic information systems

## **THE JUDICIAL VOLUNTEER PROGRAM**

By order of the Supreme Court of Alabama dated January 19, 2000, effective March 1, 2000, Rule 42, Alabama Rules of Judicial Administration, was adopted allowing the use of a Judicial Volunteer Program in those circuit or district courts choosing to do so.

Carefully screened, interviewed, and trained citizen-volunteers are utilized in appropriate programs to assist in the court process. As of 9/30/2016, there were five judicial volunteer programs throughout Alabama. Most programs have a judicial volunteer program coordinator overseeing these programs.

One aspect of the Judicial Volunteer Program is the Juvenile Conference Committee. Juvenile Conference Committees are authorized pursuant to Rule 15.1, Alabama Rules of Juvenile Procedure. Through the use of Juvenile Conference Committees, a large percentage of petitions filed in juvenile court can be diverted and disposed of expeditiously. The Juvenile Court can then devote more time to dealing with the serious and repeat juvenile offenders.

Another aspect of the Judicial Volunteer Program is district court mediation in which trained volunteers are used as mediators in specific cases in district court, mostly small claims.

## **CHILD SUPPORT/REFEREES**

The Alabama Central Disbursement Division (ACDD) is an area that was established as a result of a federal law known as the Welfare Reform Act of 1996. This law required a single location in each state where employers could send wage-withheld child support payments to be processed. In FY 2016, \$159,537,200.39 was collected and disbursed.

Non IV-D payments (or wage withheld payments not processed through the Alabama Department of Human Resources) are receipted at a cen-

# ADMINISTRATIVE OFFICE OF COURTS

tral location and are disbursed by the ACDD. Payments are receipted one day and then disbursed by direct deposit or paper check to the recipient the next business day.

During FY 2016, there were 7 full-time and 13 part-time referees who served 17 counties. Eleven part-time referees heard child support cases and were 66% funded by the Alabama Department of Human Resources.

## **Violence Against Women Act (VAWA) Grant**

This Grant is for the purpose of educating judicial officials and employees and other stakeholders on the causes and consequences of domestic violence, the actual content of the domestic violence and protection from abuse laws, and national and other state best practices in this area. This project is also for the purposes of presenting court officials with enhanced skills in domestic violence as well as to develop or expand existing automated systems to link police, prosecutors, and courts for the purpose of tracking arrests, protection orders, and convictions for violent crimes against women.

## **FINANCE DIVISION**

The Finance Division of the Administrative Office of Courts, under the direction of the UJS Finance Director, is charged with the professional management of all funding resources allocated to the AOC and the trial courts of the State of Alabama. Support services are provided in the areas of budget preparation, accounting, purchasing, executive contract reviews, state agency contracts, county expense claims, property inventory, records management, and UJS expenditure management.

The Finance Director serves as a liaison with the appellate courts regarding fiscal matters and responds to questions pertaining to judicial finances from the Alabama legislature and executive branches

of government. The total expenditures of the trial courts and the Administrative Office of Courts for fiscal year 2016 was \$178,673,684.

Grants awarded to the Administrative Office of Courts and trust accounts are administered by the grants accountant and the various project managers, in accordance with the appropriate policies and procedures. Expenditure vouchers are processed by accounting staff in accordance with procedures administered by the State Comptroller, as well as the monthly balancing of all revenues and expenditures. The UJS Finance Division participates in financial and property audits as scheduled and coordinated with the State Examiner of Public Accounts and Office of the State Auditor to ensure compliance with all State government accountability procedures.

Additionally, the responsibilities of the UJS Finance Division include juror payments. Approximately 57,470 jurors served the Circuit Courts of Alabama from October 1, 2015, through September 30, 2016. Juror payments totaled \$1,540,194.86 in FY 2016.

The Finance Division has the responsibility of overseeing property management within the Alabama circuit and district courts and the AOC for state-owned commodities. The Unified Judicial System currently has approximately 9,477 active State property assets with a value of \$500 or more. These commodities are currently included on the statewide UJS inventory with an acquisition value in excess of \$12,657,310.54.

# ADMINISTRATIVE OFFICE OF COURTS

## UNIFIED JUDICIAL SYSTEM FISCAL YEAR 2015 AND 2016 EXPENDITURES TWO YEAR COMPARATIVE SUMMARY

	FY 2015 Expenditures	FY 2016 Expenditures	\$ Increase (Decrease)	% Increase (Decrease)
<b>GENERAL FUND</b>				
Unified Judicial System	\$92,832,168	\$92,337,007	(\$495,161)	(0.53%)
Supreme Court	9,518,325	9,775,981	\$257,656	2.70%
Court of Criminal Appeals	4,008,759	3,753,047	(\$255,712)	(6.37%)
Court of Civil Appeals	3,631,316	3,648,588	\$17,272	0.47%
Supreme Court Library	730,164	1,008,675	\$278,511	38.14%
Judicial Inquiry Commission	439,116	667,545	\$228,429	52.02%
<b>TOTAL GENERAL FUND</b>	<b>\$111,159,848</b>	<b>\$111,190,843</b>	<b>\$30,995</b>	<b>0.00%</b>
<b>GRANTS &amp; TRUST FUNDS</b>				
Public Road & Bridge Fund	\$35,000,001	\$34,999,999	(\$2)	0.00%
Federal/State/County Funds	16,760,365	19,974,017	\$3,213,652	19.17%
Court Automation Fund	5,259,474	4,363,700	(\$895,774)	(17.03%)
Juvenile Probation Fund— Tobacco	4,957,221	4,646,663	(\$310,558)	(6.26%)
Judicial Administrative Fund	11,204,448	12,264,135	\$1,059,687	9.46%
Advanced Tech and Data Exchange Fund	3,839,582	3,891,809	\$52,227	1.36%
Court Referral Officers' Fund	5,471,460	6,196,354	\$724,894	13.25%
Education Trust Fund	250,000		(\$250,000)	(100%)
<b>TOTAL GRANTS &amp; TRUST FUNDS</b>	<b>\$82,742,551</b>	<b>\$86,336,677</b>	<b>\$3,594,126</b>	<b>4.34%</b>
<b>GRAND TOTAL</b>	<b>\$193,902,399</b>	<b>\$197,527,520</b>	<b>\$3,625,121</b>	<b>1.87%</b>

## HUMAN RESOURCES DIVISION

The Human Resources Division of the Administrative Office of Courts provides a full range of human resources services to the Judicial Branch of Government and the general public. Direct support is provided to approximately 1,939 Unified Judicial System officials and employees. As of December 2016, these officials and employees include 141 appellate judges and employees (2 Alabama Sentencing Commission employees), 1,711 trial court officials and employees (appx. 378 are county funded employees), and 87 (5 temporary employees) Administrative Office of Courts staff.

### PERSONNEL OPERATIONS

The personnel operations section of this division processes all personnel actions. In fiscal year 2016, more than 3,538 separate actions were processed manually, including appointments, separations, leaves without pay, three and six month probationary paperwork, and longevity bonuses, preparing and distributing salary adjustment invoices, as well as other miscellaneous actions such as tax, address, and name changes. The operations section maintains all employees personnel records and position control for the judicial branch of government, using an automated information system and periodic reports. This section also audits all Unified Judicial System payrolls and certifies state service for the annual longevity bonus and conducts background checks and E-verify for applicants for pre-employment screening process.

### PAYROLL OPERATIONS

The payroll section of Human Resources Division provides or processes services such as: daily data entry, timesheets, one-time pay, supplemental pay, circuit clerks' restitution, reimbursement checks, mail-outs of payroll warrants, tracks payroll warrants, Title IV-D payments, duplicate/cancelled

warrants, county supplements, FICA cut offs, W-2 requests through the year, JPO fund updates, insurance, reimbursement for separated/terminated/retired employees, longevity bonuses, deferred compensation (e.g., Great-West, RSA-1, United Way) funding source/organization code changes, unemployment compensation, insurance billing, direct deposits, employment verifications, retirement contributions, and miscellaneous deductions.

### FRINGE BENEFITS

The Human Resources Division is responsible for monitoring a leave program (HRDesktop) for approximately 1,500 leave-earning UJS employees. Because leave represents a potential debt of the UJS, the Human Resources Division audits leave accounts annually. In fiscal year 2016, the Unified Judicial System's total leave liability exceeded \$18,000,000.00 and separation costs exceeded \$851,624.00.

### TESTING AND RECRUITMENT

For fiscal year 2016, approximately 260 applicants took the written court specialist examinations that were given in the State of Alabama. In addition to maintaining the open and promotional court specialist registers, the division issued numerous special job announcements for positions at the AOC, the trial courts, the appellate courts, and the State Law Library. Approximately 1500 applications were received from these announcements.

### EQUAL EMPLOYMENT OPPORTUNITY

As of December 2016, there were 434 minorities employed in the UJS. This included 55 elected officials. Minorities comprised 22.38 percent of the total Unified Judicial System work force. The Human Resources Director is also the EEOC Officer for the UJS.

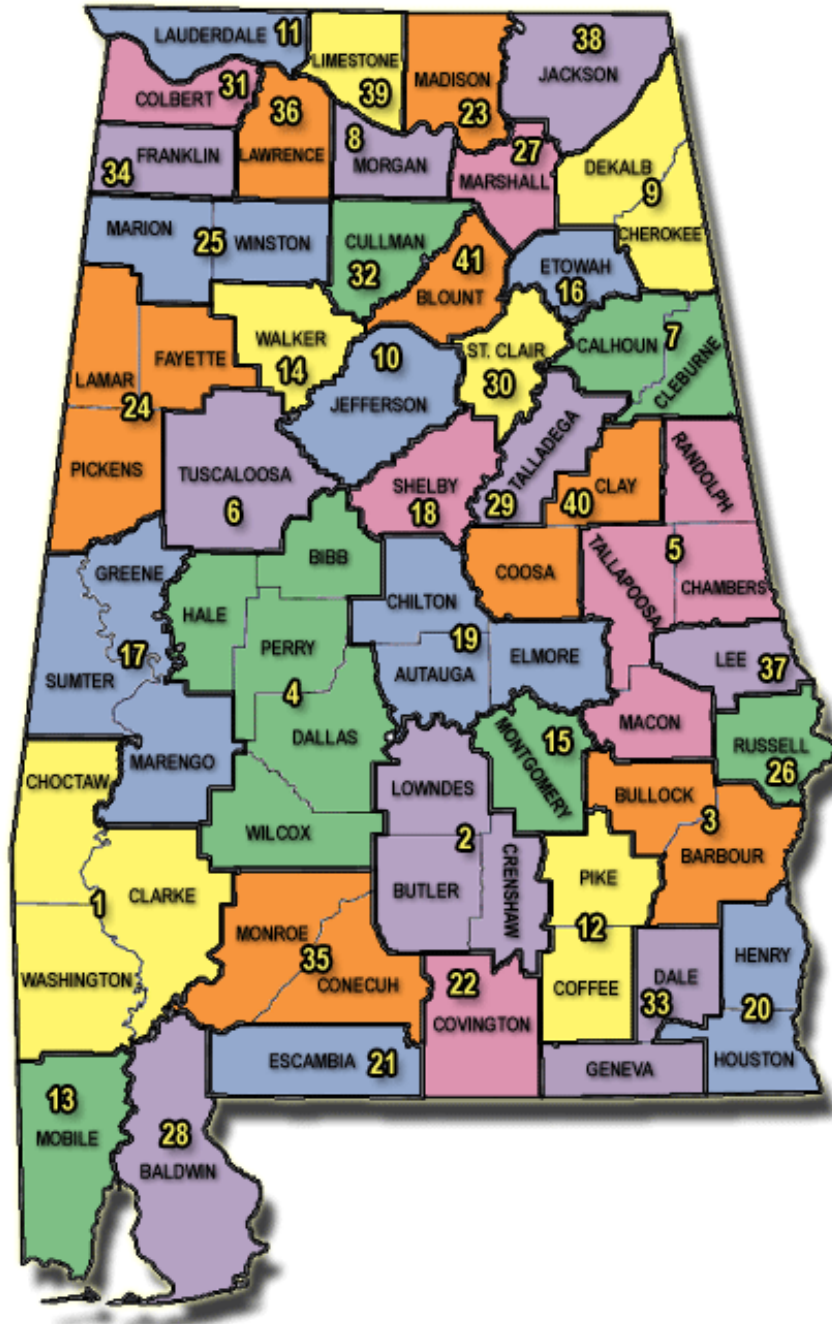
# ADMINISTRATIVE OFFICE OF COURTS

## LEGAL DIVISION

The Legal Division assists the Chief Justice, the Administrative Director of Courts, Alabama's circuit and district judges, circuit clerks and AOC's division directors in resolving legal issues that arise in the performance of their respective duties, and in the daily operation and administration of the United Judicial System. The Division provides court officials and court staff with updates on changes to statutory and case law, rules of court and court procedural manuals. In addition, the Legal Division oversees the development and implementation of electronic forms and filing procedures, manages the court interpreter certification programs, assists in resolving case and jury management issues, and ensures the expeditious release of public information. Legal Division staff attorneys routinely serve as Judicial College faculty members, providing needed instruction at periodic training sessions and conferences. Upon request, staff attorneys conduct legal research and discuss legal issues with judges and other court officials.

In addition, the legislative function is staffed by the Legal Division to provide a liaison between court and legislative officials on court-related matters.

# JUDICIAL CIRCUITS OF ALABAMA



# AUTAUGA COUNTY

*The Autauga County Courthouse was built in 1906, replacing the 1870 Italianate courthouse still standing today in downtown Prattville. The current courthouse was built in the modified Richardsonian Romanesque style. The courthouse was remodeled and an addition was built in 1962.*



**Judicial Circuit:** 19th

**Circuit Judges:**

Sibley G. Reynolds (Presiding)  
John B. Bush  
Ben A. Fuller

**District Judge:**

Joy P. Booth

**Circuit Clerk:**

Whit Moncrief  
(supernumerary, 04/16)  
Debra R. Hill (appointed 04/16)

**Address:**

Autauga County Courthouse  
Post Office Box 681450  
134 North Court Street  
Prattville, Alabama 36068

**Telephone:**

(334) 358-6801

**Population:**

54,571

There were 1,277 cases filed in Autauga Circuit Court in fiscal year 2016. Of those, 30% were criminal cases, 24% were civil cases, and 46% were domestic or juvenile cases. The Circuit Court disposed of 1,532 cases during the fiscal year .

During fiscal year 2016, 6,823 cases were filed in Autauga District Court. Of those, 15% were criminal cases, 52% were traffic cases, 47% were small claims cases, 16% were other civil cases, 7% were juvenile cases, and 12% were child support cases. The District Court disposed of 7,177 cases during the fiscal year.



# BALDWIN COUNTY



*The Baldwin County Courthouse was designed in the Richardsonian Romanesque style by noted architect Frank Lockwood and built in 1901 after an election to move the courthouse from Daphne to Bay Minette. The courthouse stood vacant until 1905 when Bay Minette citizens physically removed all county records from the Daphne courthouse during the darkness of night in one of the most heated controversies of courthouse removal in Alabama history. The courthouse was remodeled and expanded in 1955. It was altered and remodeled again in 1988.*

**Judicial Circuit:** 28th

**Circuit Judges:**

Carmen E. Bosch (Presiding)  
J. Langdon Floyd  
Jody W. Bishop  
Charles J. Norton  
Scott P. Taylor

**District Judges:**

Michelle M. Thomason  
Joseph C. Stankoski

**Circuit Clerk:**

Jody Wise Campbell

**Address:**

Baldwin County Courthouse  
312 Courthouse Square  
Bay Minette, Alabama 36507

**Telephone:**

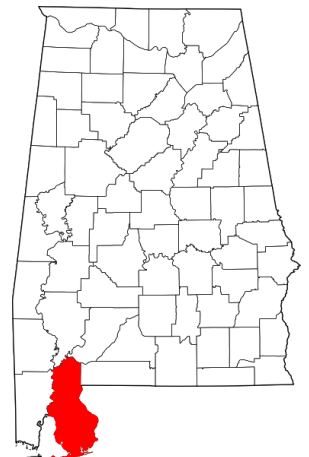
(251) 937-0280

**Population:**

182,265

There were 9,475 cases filed in Baldwin Circuit Court in fiscal year 2016. Of those, 33% were criminal cases, 15% percent were civil cases, 25% were domestic cases, 19% were juvenile cases, and 7% were child support cases. The Circuit Court disposed of 10,489 cases during the fiscal year.

During fiscal year 2016, 23,267 cases were filed in Baldwin District Court. Of those, 28% were criminal cases, 54% were traffic cases, 12% were small claims, and 5% percent were other civil cases. The District Court disposed of 23,991 cases during the fiscal year.





# BARBOUR COUNTY

*Barbour County has two courthouses — one in Clayton (pictured) and one in Eufaula. The courthouse in Clayton was constructed in 1961 for \$414, 030 and designed by Carl Herbert Lancaster, Jr., of Montgomery. It replaced an antebellum Greek revival courthouse.*

*The Eufaula courthouse was constructed in 1924 as a courthouse and city hall. It was renovated and expanded in 1986 and is now used exclusively as a courthouse.*



**Judicial Circuit:** 3rd

**Circuit Judge:**

L. Burt Smithart

**District Judge:**

Jonathon M. Horne

**Circuit Clerk:**

David S. Nix

**Address:**

Barbour County Courthouse  
Post Office Box 219  
One Court Square  
Clayton, Alabama 36016

Barbour County Courthouse  
303 East Broad Street  
Eufaula, Alabama 36027

**Telephone:**

(334) 775-8366 (Clayton)

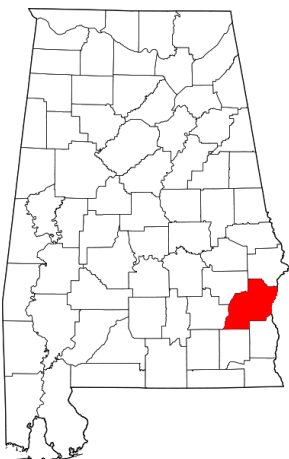
(334) 687-1500 (Eufaula)

**Population:**

27,457

There were 634 cases filed in Barbour Circuit Court in fiscal year 2016. Of those, 38% were criminal cases, 24% were civil cases, and 38% percent were domestic cases. The Circuit Court disposed of 535 cases during the fiscal year.

During fiscal year 2016, 5,209 cases were filed in Barbour District Court. Of those, 15% percent were criminal cases, 49% percent were traffic cases, 13% percent were small claims, 1% were other civil cases, 3% were juvenile cases, and 19% were child support cases. The District Court disposed of 4,498 cases during the fiscal year.



# BIBB COUNTY



*The Bibb County Courthouse was constructed in 1902 at a cost of \$34,000 and was designed by William S. Hull, the architect who also designed the Choctaw County Courthouse. It is built in the Victorian Eclectic style with strong Romanesque influence.*

**Judicial Circuit:** 4th

**Circuit Judges:**

Marvin W. Wiggins (Presiding)  
Jack W. Meigs (retired 03/16)  
Collins Pettaway, Jr.

**District Judge:**

William D. Owings

**Circuit Clerk:**

Gayle S. Bearden

**Address:**

Bibb County Courthouse  
Post Office Box 185  
35 Courthouse Square, East  
Centreville, Alabama 35042

**Telephone:**

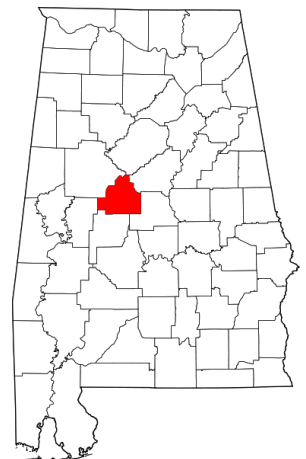
(205) 926-3103

**Population:**

22,915

There were 643 cases filed in Bibb Circuit Court in fiscal year 2016. Of those, 42% were criminal cases, 21% were civil cases, and 38% were domestic cases. The Circuit Court disposed of 565 cases during the fiscal year.

During fiscal year 2016, 5,157 cases were filed in Bibb District Court. Of those, 18% were criminal cases, 61% were traffic cases, 5% were small claims, 1% were other civil cases, 9% were juvenile cases, and 6% were child support cases. The District Court disposed of 4,910 cases during the fiscal year.



# BLOUNT COUNTY

*The Blount County Courthouse was constructed in 1955 at a cost of one million dollars. J. Martin Lide was its architect.*



**Judicial Circuit:** 41st

**Circuit Judge:**  
Steven D. King

**District Judge:**  
Sherry C. Burns

**Circuit Clerk:**  
Cindy C. Massey

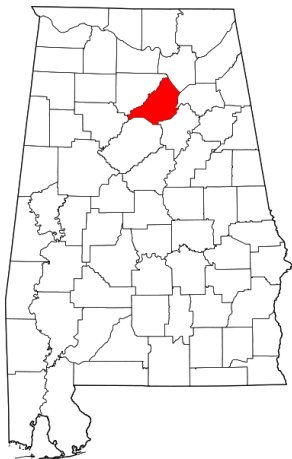
**Address:**  
Blount County Courthouse  
220 Second Avenue, East  
Oneonta, Alabama 35121

**Telephone:**  
(205) 625-4153

**Population:**  
57,322

There were 1,395 cases filed in Blount Circuit Court in fiscal year 2016. Of those, 39% were criminal cases, 26% were civil cases, and 35% were domestic cases. The Circuit Court disposed of 1,355 cases during the fiscal year.

During fiscal year 2016, 5,414 cases were filed in Blount District Court. Of those, 28% were criminal cases, 45% were traffic cases, 10% were small claims, 2% were other civil cases, 11% were juvenile cases, and 4% were child support cases. The District Court disposed of 5,384 cases during the fiscal year.



# BULLOCK COUNTY



*The Bullock County Courthouse was constructed in 1872, six years after the formation of Bullock County. The courthouse was built in the Second Empire style and was patterned after an executive building in Washington, D.C. Construction costs totaled \$60,000. The courthouse underwent a multi-million dollar renovation in 1992.*

**Judicial Circuit:** 3rd

**Circuit Judge:**

L. Burt Smithart

**District Judge:**

Theresa J. Daniel

**Circuit Clerk:**

Rashawn F. Harris

**Address:**

Bullock County Courthouse  
Post Office Box 230  
217 North Prairie Street  
Union Springs, Alabama 36089

**Telephone:**

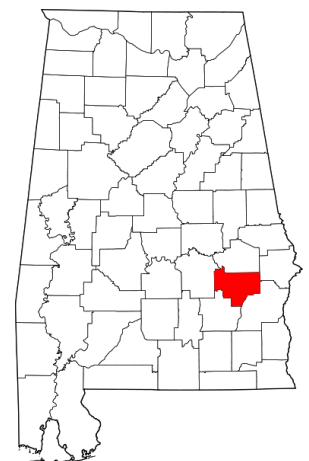
(334) 738-2280

**Population:**

10,914

There were 230 cases filed in Bullock Circuit Court in fiscal year 2016. Of those, 34% were criminal cases, 50% were civil cases, and 16% were domestic cases. The Circuit Court disposed of 188 cases during the fiscal year.

During fiscal year 2016, 1,246 cases were filed in Bullock District Court. Of those, 20% were criminal cases, 13% were traffic cases, 14% were small claims, 5% were other civil cases, 3% were juvenile cases, and 45% were child support cases. The District Court disposed of 1,354 cases during the fiscal year.



# BUTLER COUNTY

*Built in 1903, the Butler County Courthouse is of late Victorian architecture with eclectic features. Designed by B. B. Smith of Montgomery, construction costs totaled \$60,000. An addition with a modern stone façade was added to the front of the building in the 1950s.*



There were 700 cases filed in Butler Circuit Court in fiscal year 2016. Of those, 60% were criminal cases, 19% were civil cases, and 22% were domestic cases. The Circuit Court disposed of 657 cases during the fiscal year.

During fiscal year 2016, 5,935 cases were filed in Butler District Court. Of those, 22% were criminal cases, 57% were traffic cases, 12% were small claims, 1% were other civil cases, 4% were juvenile cases, and 4% were child support cases. The District Court disposed of 5,414 cases during the fiscal year.



**Judicial Circuit:** 2nd

**Circuit Judge:**  
Terri Bozeman-Lovell

**District Judge:**  
James M. Russell, Jr.

**Circuit Clerk:**  
Mattie S. Gomillion

**Address:**  
Butler County Courthouse  
Post Office Box 236  
700 Court Square  
Greenville, Alabama 36037

**Telephone:**  
(334) 382-3521

**Population:**  
20,947

# CALHOUN COUNTY



*The Calhoun County Courthouse is one of the earliest Neo-classical courthouses in Alabama. It was constructed 1900-1902 and designed by Atlanta architect James Wingfield Golucke, who designed twenty-seven courthouses in Georgia. The courthouse was gutted by fire in 1931 but was rebuilt without its four cupolas and with a clock tower instead of a dome. In recent years it has been extensively renovated and expanded.*

**Judicial Circuit:** 7th

**Circuit Judges:**

Brian P. Howell (Presiding)  
Debra H. Jones  
Peggy P. Lacher  
John C. Thomason  
Louie H. Turner

**District Judges:**

Christopher M. McIntyre  
Laura B. Phillips  
Donna E. Rogers

**Circuit Clerk:**

James Eli Henderson  
(resigned 08/16)  
Kim B. McCarson  
(appointed 09/16)

**Address:**

Calhoun County Courthouse  
25 West 11th Street  
Anniston, Alabama 36201

**Telephone:**

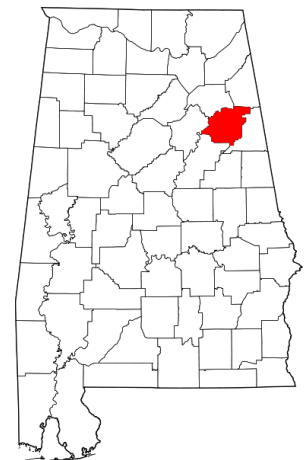
(256) 231-1750

**Population:**

118,572

There were 8,187 cases filed in Calhoun Circuit Court in fiscal year 2015. Of those, 42% were criminal cases, 10% were civil cases, 19% were domestic cases, 15% were juvenile cases, and 15% were child support cases. The Circuit Court disposed of 8,515 cases during the fiscal year.

During fiscal year 2016, 18,535 cases were filed in Calhoun District Court. Of those, 27% were criminal cases, 54% were traffic cases, 14% were small claims, and 5% were other civil cases. The District Court disposed of 16,641 cases during the fiscal year.



# CHAMBERS COUNTY

*The Chambers County Courthouse was built in 1899. Designed by Atlanta architect James Wingfield Golucke, it is built in the Late Eclectic style, containing Victorian, Greek Revival, and Classical features. Construction costs totaled \$30,000. The dome contains the clock from the 1837 Chambers County Courthouse. An addition was added to the courthouse in 2002 which incorporated several buildings that were on the courthouse square. The courthouse is featured in the movie Mississippi Burning.*



**Judicial Circuit:** 5th

**Circuit Judges:**

Tom F. Young, Jr. (Presiding)  
Ray D. Martin  
Steven R. Perryman

**District Judge:**

M. Calvin Milford, Jr.

**Circuit Clerk:**

Lisa M. Burdette

**Address:**

Chambers County Courthouse  
Two Lafayette Street  
Lafayette, Alabama 36862

**Telephone:**

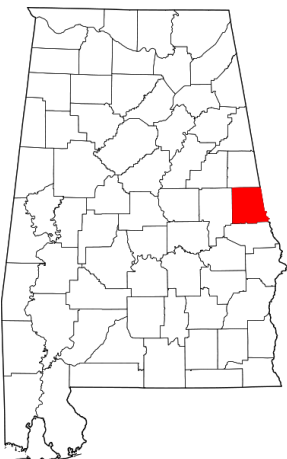
(334) 864-4348

**Population:**

34,215

There were 1,151 cases filed in Chambers Circuit Court in fiscal year 2016. Of those, 56% were criminal cases, 20% percent were civil cases, and 24% percent were domestic cases. The Circuit Court disposed of 1,090 cases during the fiscal year.

During fiscal year 2016, 7,572 cases were filed in Chambers District Court. Of those, 28% were criminal cases, 52% were traffic cases, 9% were small claims, 3% percent were other civil cases, 3% were juvenile cases, and 5% were child support cases. The District Court disposed of 7,561 cases during the fiscal year.



# CHEROKEE COUNTY



*The Cherokee County Courthouse was constructed in 1936 at a cost of \$80,000. The courthouse was designed by Gadsden, Alabama, architect Paul W. Hofferbert.*

**Judicial Circuit:** 9th

**Circuit Judges:**

Randall L. Cole (Presiding)  
Shaunathan C. Bell  
Jeremy S. Taylor

**District Judge:**

Wes Mobley

**Circuit Clerk:**

Dwayne Amos

**Address:**

Cherokee County Courthouse  
100 Main Street  
Centre, Alabama 35960

**Telephone:**

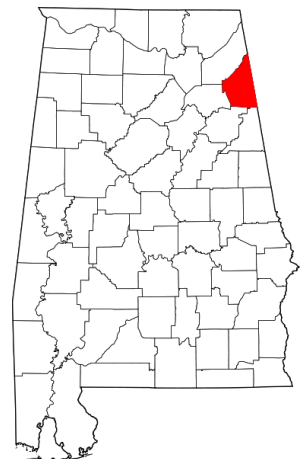
(256) 927-3637

**Population:**

25,989

There were 1,066 cases filed in Cherokee Circuit Court in fiscal year 2016. Of those, 55% were criminal cases, 15% were civil cases, and 30% were domestic cases. The Circuit Court disposed of 1,058 cases during the fiscal year.

During fiscal year 2016, 5,349 cases were filed in Cherokee District Court. Of those, 43% were criminal cases, 42% were traffic cases, 6% were small claims, 1% were other civil cases, 5% were juvenile cases, and 3% were child support cases. The District Court disposed of 5,367 cases during the fiscal year.





# CHILTON COUNTY

*The Chilton County Courthouse was built between 1960 and 1962. It was designed by Charles H. McCauley and Associates of Birmingham, and construction costs totaled over \$700,000.*



There were 1,292 cases filed in Chilton Circuit Court in fiscal year 2016. Of those, 34% were criminal cases, 21% were civil cases, and 45% were domestic cases. The Circuit Court disposed of 1,247 cases during the fiscal year.

During fiscal year 2016, 6,687 cases were filed in Chilton District Court. Of those, 33% were criminal cases, 42% were traffic cases, 11% were small claims, 3% were other civil cases, 4% were juvenile cases, and 7% were child support cases. The District Court disposed of 6,603 cases during the fiscal year.



**Judicial Circuit:** 19th

**Circuit Judges:**

Sibley G. Reynolds (Presiding)  
John B. Bush  
Ben A. Fuller

**District Judge:**

Rhonda J. Hardesty

**Circuit Clerk:**

Glenn D. McGriff

**Address:**

Chilton County Courthouse  
Post Office Box 1946  
500 Second Avenue North  
Clanton, Alabama 35046

**Telephone:**

(205) 755-4275

**Population:**

43,643

# CHOCTAW COUNTY



*The Choctaw County Courthouse was built in 1906 at a cost of \$28,477. It was designed by William S. Hull in the Neo-classical Revival style of architecture. Alterations and additions were made to the courthouse in 1956 and 1965.*

## Judicial Circuit: 1st

### Circuit Judges:

Gaines McCorquodale (Presiding)  
Charles R. Montgomery

### District Judge:

Joe H. Thompson

### Circuit Clerk:

Stephanie C. Cave

### Address:

Choctaw County Courthouse  
Post Office Box 428  
117 South Mulberry Street  
Butler, Alabama 36904-0428

### Telephone:

(205) 459-2155

### Population:

13,859

There were 408 cases filed in Choctaw Circuit Court in fiscal year 2016. Of those, 54% were criminal cases, 23% were civil cases, and 23% were domestic cases. The Circuit Court disposed of 467 cases during the fiscal year.

During fiscal year 2016, 2,313 cases were filed in Choctaw District Court. Of those, 20% were criminal cases, 62% were traffic cases, 10% were small claims, 1% percent were other civil cases, 3% were juvenile cases, and 5% were child support cases. The District Court disposed of 2,539 cases during the fiscal year.



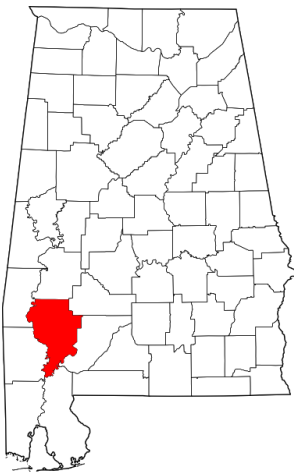
# CLARKE COUNTY

*The Clarke County Courthouse was constructed in 1954-1955. Charles H. McCauley of Birmingham was the architect.*



There were 870 cases filed in Clarke Circuit Court in fiscal year 2016. Of those, 53% were criminal cases, 21% were civil cases, and 26% percent were domestic cases. The Circuit Court disposed of 802 cases during the fiscal year.

During fiscal year 2016, 3,966 cases were filed in Clarke District Court. Of those, 22% were criminal cases, 39% percent were traffic cases, 18% percent were small claims, 1% percent were other civil cases, 6% were juvenile cases, and 14% were child support cases. The District Court disposed of 4,108 cases during the fiscal year.



**Judicial Circuit:** 1st

**Circuit Judges:**

Gaines McCorquodale (Presiding)  
Charles R. Montgomery

**District Judge:**

James H. Morgan, Jr.

**Circuit Clerk:**

Julia S. Scruggs

**Address:**

Clarke County Courthouse  
117 Court Street  
Post Office Box 921  
Grove Hill, Alabama 36451

**Telephone:**

(251) 275-3363

**Population:**

25,833



*The Clay County Courthouse was built in 1906. The architect, Charles W. Carlton, designed it in the Neoclassical style. The Clay County Courthouse sits at the highest elevation of any courthouse in Alabama.*

**Judicial Circuit:** 40th

**Circuit Judge:**  
George C. Simpson

**District Judge:**  
James E. Malone

**Circuit Clerk:**  
Jonell H. Bishop

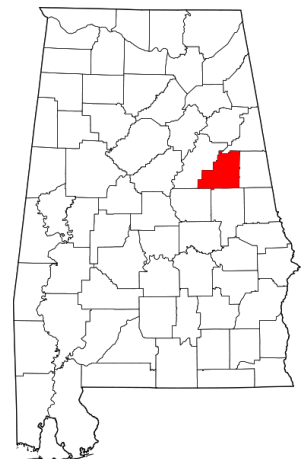
**Address:**  
Clay County Courthouse  
Post Office Box 816  
Court Square  
Ashland, Alabama 36251

**Telephone:**  
(256) 354-7926

**Population:**  
13,932

There were 537 cases filed in Clay Circuit Court in fiscal year 2016. Of those, 58% were criminal cases, 14% were civil cases, and 28% were domestic cases. The Circuit Court disposed of 530 cases during the fiscal year.

During fiscal year 2016, 1,722 cases were filed in Clay District Court. Of those, 19% were criminal cases, 48% were traffic cases, 11% were small claims, 2% were other civil cases, 7% were juvenile cases, and 13% were child support cases. The District Court disposed of 1,694 cases during the fiscal year.



# CLEBURNE COUNTY

*The Cleburne County Courthouse, built in the Neoclassical style, was erected in 1907. Charles W. Carlton was the architect. Two wings were added to the courthouse in 1938.*



**Judicial Circuit:** 7th

**Circuit Judges:**

Brian P. Howell (Presiding)  
Debra H. Jones  
Peggy P. Lacher  
John C. Thomason  
Louie H. Turner

**District Judge:**

Melody Walker

**Circuit Clerk:**

Warren G. Sarrell III

**Address:**

Cleburne County Courthouse  
120 Vickery Street  
Heflin, Alabama 36264

**Telephone:**

(256) 463-2651

**Population:**

14,972

There were 940 cases filed in Cleburne Circuit Court in fiscal year 2016. Of those, 66% were criminal cases, 8% were civil cases, and 26% were domestic cases. The Circuit Court disposed of 810 cases during the fiscal year.

During fiscal year 2016, 7,171 cases were filed in Cleburne District Court. Of those, 15% were criminal cases, 77% were traffic cases, 3% were small claims, 1% were other civil cases, 2% were juvenile cases, and 2% were child support cases. The District Court disposed of 8,510 cases during the fiscal year.



# COFFEE COUNTY



*The Coffee County Courthouse (pictured) in Elba was constructed in 1903 in the Romanesque Revival style of architecture. The courthouse survived floods in 1929, 1990, 1994, and 1998.*

*In 1907 Coffee County was divided into two jurisdictional sections, with Elba serving the western portion of the county and Enterprise serving the eastern portion of the county. The current Coffee County Courthouse in Enterprise was constructed in 1998. The architect of this courthouse was Donofro & Associates of Dothan.*

**Judicial Circuit:** 12th

**Circuit Judges:**

Shannon R. Clark (Presiding)  
Thomas E. Head, III  
Jeffery W. Kelley

**District Judge:**

Christopher M. Kaminski

**Circuit Clerk:**

J. Mickey Counts

**Address:**

Coffee County Courthouse  
230 Court Avenue  
Elba, Alabama 36323

Coffee County Courthouse  
P. O. Box 311284  
104 North Edwards Street  
Enterprise, Alabama 36331

**Telephone:**

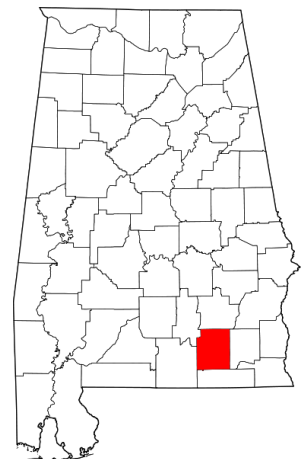
(334) 897-2954 (Elba)  
(334) 383-2750 (Enterprise)

**Population:**

49,948

There were 1,964 cases filed in Coffee Circuit Court in fiscal year 2016. Of those, 54% were criminal cases, 21% were civil cases, and 25% were domestic cases. The Circuit Court disposed of 1,785 cases during the fiscal year.

During fiscal year 2016, 7,006 cases were filed in Coffee District Court. Of those, 18% were criminal cases, 41% were traffic cases, 26% were small claims, 4% were other civil cases, 4% were juvenile cases, and 7% were child support cases. The District Court disposed of 6,726 cases during the fiscal year.



# COLBERT COUNTY

*The Colbert County Courthouse was originally built in 1881 in the Italianate style of architecture. It included a turret with a four-sided clock. The courthouse burned in 1909 and was rebuilt within the original exterior walls in the Greek Revival style with an octagonal clock tower.*



**Judicial Circuit:** 31st

**Circuit Judges:**

Harold V. Hughston, Jr. (Presiding)  
Jacqueline M. Hatcher

**District Judge:**

Chadwick D. Coker

**Circuit Clerk:**

Nancy L. Hearn

**Address:**

Colbert County Courthouse  
Post Office Box 740370  
201 North Main Street  
Tuscumbia, Alabama 35674

**Telephone:**

(256) 386-8512

**Population:**

54,428

There were 1,744 cases filed in Colbert Circuit Court in fiscal year 2016. Of those, 30% were criminal cases, 25% were civil cases, and 45% were domestic cases. The Circuit Court disposed of 1,837 cases during the fiscal year.

During fiscal year 2016, 7,396 cases were filed in Colbert District Court. Of those, 10% were criminal cases, 54% were traffic cases, 19% were small claims, 4% were other civil cases, 7% were juvenile cases, and 6% were child support cases. The District Court disposed of 6,862 cases during the fiscal year.



# CONECUH COUNTY



*The Conecuh County Courthouse, completed in 2007, is one of Alabama's newest courthouses. Built at a cost of \$6.5 million, the current courthouse replaced the 1901 Victorian courthouse which occupied the same site. The previous courthouse had fallen into disrepair.*

**Judicial Circuit:** 35th

**Circuit Judge:**

Jack B. Weaver

**District Judge:**

Jeffrey T. Brock

**Circuit Clerk:**

David F. Jackson

**Address:**

Conecuh County Courthouse

111 Court Street

Evergreen, Alabama 36401

**Telephone:**

(251) 578-2066

**Population:**

13,228

There were 351 cases filed in Conecuh Circuit Court in fiscal year 2016. Of those, 29% were criminal cases, 29% were civil cases, and 42% were domestic cases. The Circuit Court disposed of 344 cases during the fiscal year.

During fiscal year 2016, 3,901 cases were filed in Conecuh District Court. Of those, 14% were criminal cases, 79% were traffic cases, 2% were small claims, less than 1% were other civil cases, 4% were juvenile cases, and 1% were child support cases. The District Court disposed of 3,795 cases during the fiscal year.





# COOSA COUNTY

*Built in 1858 by Patrick Coniff of Wetumpka, the Coosa County Courthouse was constructed in the Second Empire style of architecture. Construction costs totaled \$10,434.35. It was renovated and enlarged in 1906. A fire in 1925 destroyed the roof and cupolas on the front towers. The courthouse was renovated in 1970. During this renovation the current brick veneer was added to the building.*



**Judicial Circuit:** 40th

**Circuit Judge:**  
George C. Simpson

**District Judge:**  
Carlton L. Teel

**Circuit Clerk:**  
Jeffrey A. Wood

**Address:**  
Coosa County Courthouse  
Post Office Box 98  
One Main Street  
Rockford, Alabama 35136

**Telephone:**  
(256) 377-4988

**Population:**  
11,539

There were 230 cases filed in Coosa Circuit Court in fiscal year 2016. Of those, 53% were criminal cases, 23% were civil cases, and 24% were domestic cases. The Circuit Court disposed of 246 cases during the fiscal year.

During fiscal year 2016, 4,096 cases were filed in Coosa District Court. Of those, 14% were criminal cases, 79% were traffic cases, 2% were small claims, less than 1% were other civil cases, 4% were juvenile cases, and 3% were child support cases. The District Court disposed of 3,849 cases during the fiscal year.



# COVINGTON COUNTY



*The Covington County Courthouse was completed in 1918. Built in the Neoclassical Revival style, it was designed by noted Montgomery architect Frank Lockwood. Construction costs totaled \$150,000. The building was enlarged in 1970.*

**Judicial Circuit:** 22nd

**Circuit Judges:**

Charles A. Short (Presiding)

M. Ashley McKathan  
(retired 03/16)

Benjamin M. Bowden  
(appointed 03/16)

**District Judge:**

Julie S. Moody

**Circuit Clerk:**

Amy W. Jones

**Address:**

Covington County Courthouse  
One North Court Square  
Andalusia, Alabama 36420

**Telephone:**

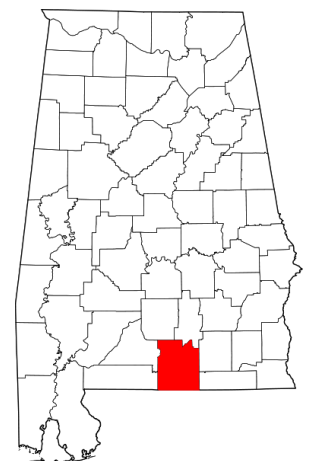
(334) 428-2520

**Population:**

37,765

There were 1,713 cases filed in Covington Circuit Court in fiscal year 2016. Of those, 55% were criminal cases, 10% were civil cases, and 35% were domestic cases. The Circuit Court disposed of 1,547 cases during the fiscal year.

During fiscal year 2016, 6,108 cases were filed in Covington District Court. Of those, 38% were criminal cases, 37% were traffic cases, 9% were small claims, 3% were other civil cases, 5% were juvenile cases, and 7% were child support cases. The District Court disposed of 6,116 cases during the fiscal year.



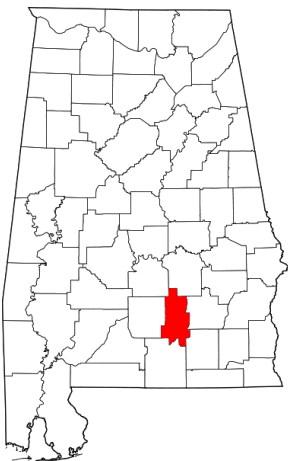
# CRENSHAW COUNTY

*The Crenshaw County Courthouse was constructed in 1955 at a cost of \$362,000. Built of modern design, the architect was Carl Herbert Lancaster, Jr., of Montgomery. It is faced with Alabama limestone.*



There were 391 cases filed in Crenshaw Circuit Court in fiscal year 2016. Of those, 37% were criminal cases, 24% were civil cases, and 39% were domestic cases. The Circuit Court disposed of 429 cases during the fiscal year.

During fiscal year 2016, 3,829 cases were filed in Crenshaw District Court. Of those, 15% were criminal cases, 70% were traffic cases, 6% were small claims, 1% were other civil cases, 3% were juvenile cases, and 4% were child support cases. The District Court disposed of 4,332 cases during the fiscal year.



**Judicial Circuit:** 2nd

**Circuit Judge:**  
Terri Bozeman-Lovell

**District Judge:**  
Thomas E. Sport

**Circuit Clerk:**  
O. Jeannie Gibson

**Address:**  
Crenshaw County Courthouse  
Post Office Box 167  
Luverne, Alabama 36049

**Telephone:**  
(334) 335-6577

**Population:**  
13,906

# CULLMAN COUNTY



*The Cullman County Courthouse was constructed in 1964. The architect was Martin J. Lide of Birmingham. At the dedication in 1964, then newly elected probate judge (and later Alabama governor), Guy Hunt gave the invocation. On April 27, 2011, the Cullman County Courthouse received extensive damage from an EF-4 tornado.*

**Judicial Circuit:** 32nd

**Circuit Judges:**

Greg A. Nicholas (Presiding)  
Martha E. Williams

**District Judges:**

Kim J. Chaney  
Wells R. Turner, III

**Circuit Clerk:**

Lisa L. McSwain

**Address:**

Cullman County Courthouse  
500 Second Avenue, SW  
Cullman, Alabama 35055

**Telephone:**

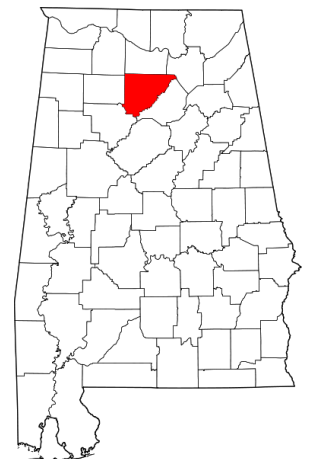
(256) 775-4770

**Population:**

80,406

There were 2,444 cases filed in Cullman Circuit Court in fiscal year 2016. Of those, 32% were criminal cases, 20% were civil cases, and 48% were domestic cases. The Circuit Court disposed of 2,772 cases during the fiscal year.

During fiscal year 2016, 11,446 cases were filed in Cullman District Court. Of those, 29% were criminal cases, 48% were traffic cases, 10% were small claims, 2% were other civil cases, 7% were juvenile cases, and 3% were child support cases. The District Court disposed of 11,147 cases during the fiscal year.



# DALE COUNTY

*The Dale County Courthouse was built in 1968 by the Madison Construction Company. The county is named for famed soldier and frontiersman Samuel Dale.*



There were 1,339 cases filed in Dale Circuit Court in fiscal year 2016. Of those, 31% were criminal cases, 17% were civil cases, and 52% were domestic cases. The Circuit Court disposed of 1,317 cases during the fiscal year.

During fiscal year 2016, 6,699 cases were filed in Dale District Court. Of those, 18% were criminal cases, 47% were traffic cases, 15% were small claims, 3% were other civil cases, 7% were juvenile cases, and 10% were child support cases. The District Court disposed of 6,576 cases during the fiscal year.



**Judicial Circuit:** 33rd

**Circuit Judges:**

William H. Filmore (Presiding)  
Kimberly A. Clark

**District Judges:**

William S. Garner, Jr.  
Fred R. Steagall

**Circuit Clerk:**

Delores P. Woodham

**Address:**

Dale County Courthouse  
Post Office Box 1350  
Ozark, Alabama 36361

**Telephone:**

(334) 774-5003

**Population:**

50,251

# DALLAS COUNTY



*The Dallas County Courthouse was completed in 1960 and replaced the 1902 Richardsonian Romanesque courthouse which was severely damaged when the central clock tower collapsed into the main courtroom on July 7, 1957. An annex to the courthouse was built in 1979.*

**Judicial Circuit:** 4th

**Circuit Judges:**

Marvin W. Wiggins (Presiding)  
Jack W. Meigs (retired 03/16)  
Collins Pettaway, Jr.

**District Judge:**

Robert E. Armstrong, III

**Circuit Clerk:**

Cheryl Strong Ratcliff

**Address:**

Dallas County Courthouse  
Post Office Box 1148  
105 Lauderdale Street  
Selma, Alabama 36702

**Telephone:**

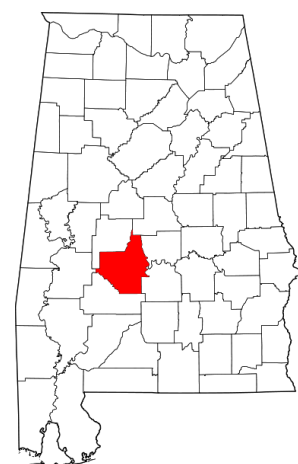
(334) 874-2523

**Population:**

43,820

There were 978 cases filed in Dallas Circuit Court in fiscal year 2016. Of those, 37% were criminal cases, 32% were civil cases, 31% were domestic cases, and less than 1% were juvenile cases. The Circuit Court disposed of 787 cases during the fiscal year.

During fiscal year 2016, 6,398 cases were filed in Dallas District Court. Of those, 16% were criminal cases, 43% were traffic cases, 15% were small claims, 4% were other civil cases, 7% were juvenile cases, and 15% were child support cases. The District Court disposed of 5,710 cases during the fiscal year.



# DEKALB COUNTY

*The DeKalb County Courthouse was constructed in 1950. Sherlock, Smith, & Adams served as its architect. Originally constructed with four floors, a fifth floor was added during renovations made from 1973—1975. In 2000, additional renovations were made giving the building its current appearance.*



**Judicial Circuit:** 9th

**Circuit Judges:**

Randall L. Cole (Presiding)  
Shaunathan C. Bell  
Jeremy S. Taylor

**District Judge:**

Steven L. Whitmire, II

**Circuit Clerk:**

Palma B. Simpson

**Address:**

DeKalb County Courthouse  
Post Office Box 681149  
300 Grand Avenue, South  
Fort Payne, Alabama 35968

**Telephone:**

(256) 845-8525

**Population:**

71,109

There were 1,964 cases filed in DeKalb Circuit Court in fiscal year 2016. Of those, 45% were criminal cases, 18% were civil cases, 37% were domestic cases, and less than 1% were juvenile cases. The Circuit Court disposed of 1,945 cases during the fiscal year.

During fiscal year 2016, 9,701 cases were filed in DeKalb District Court. Of those, 33% were criminal cases, 39% were traffic cases, 14% were small claims, 3% were other civil cases, 7% were juvenile cases, and 4% were child support cases. The District Court disposed of 9,736 cases during the fiscal year.



# ELMORE COUNTY



*Constructed in 1995 in a modified classical revival design, the Elmore County Judicial Center houses all trial court operations for Elmore County. The probate judge and other county administrative officials are still housed in the Elmore County Courthouse located in downtown Wetumpka. The old Elmore County Courthouse was featured in the movie Big Fish.*

## **Judicial Circuit:** 19th

### **Circuit Judges:**

Sibley G. Reynolds (Presiding)

John B. Bush

Ben A. Fuller

### **District Judges:**

James Glenn Goggans

Patrick D. Pinkston

### **Circuit Clerk:**

Brian L. Justiss

### **Address:**

Elmore County Judicial Center

Post Office Box 310

8935 Highway 231 North

Wetumpka, Alabama 36092

### **Telephone:**

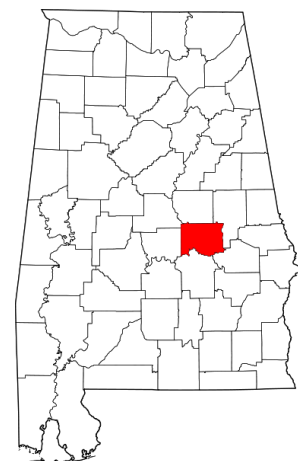
(334) 514-3129

### **Population:**

79,303

There were 2,156 cases filed in Elmore Circuit Court in fiscal year 2016. Of those, 36% were criminal cases, 24% were civil cases, 39% were domestic cases, and 1% were juvenile cases. The Circuit Court disposed of 2,058 cases during the fiscal year.

During fiscal year 2016, 9,302 cases were filed in Elmore District Court. Of those, 25% were criminal cases, 43% were traffic cases, 12% were small claims, 4% were other civil cases, 7% were juvenile cases, and 9% were child support cases. The District Court disposed of 9,617 cases during the fiscal year.





# ESCAMBIA COUNTY

*Construction began on the Escambia County Courthouse in 1959 and was completed in 1960. The architect was Charles H. McCauley of Birmingham, and it was built by Bear Brothers Construction Company of Montgomery. Construction costs totaled \$613,000.*



**Judicial Circuit:** 21st

**Circuit Judges:**  
Bert W. Rice (Presiding)  
J. David Jordan

**District Judge:**  
Jeffrey White

**Circuit Clerk:**  
John R. Fountain

**Address:**  
Escambia County Courthouse  
318 Bellville Avenue  
Post Office Box 856  
Brewton, Alabama 36427

**Telephone:**  
(251) 867-0225

**Population:**  
38,319

There were 1,664 cases filed in Escambia Circuit Court in fiscal year 2016. Of those, 56% were criminal cases, 16% were civil cases, and 28% were domestic cases. The Circuit Court disposed of 1,706 cases during the fiscal year.

During fiscal year 2016, 8,983 cases were filed in Escambia District Court. Of those, 23% were criminal cases, 55% were traffic cases, 6% were small claims, 2% were other civil cases, 6% were juvenile cases, and 8% were child support cases. The District Court disposed of 8,636 cases during the fiscal year.



# ETOWAH COUNTY



*The Etowah County Courthouse was constructed in 1950. Built at a cost of \$1 million, J. Martin Lide was the architect of the courthouse. In May 1999, the cornerstone was laid for a \$8 million new Etowah County Judicial Center adjacent to the detention center. This modern building was designed by Mike Rutland of 2WR/Architects of Montgomery. At the same time, Etowah County completed a \$7 million renovation of the 1950 courthouse. McElrath & Oliver of Gadsden were the architects for the renovations to the courthouse.*

**Judicial Circuit:** 16th

**Circuit Judges:**

William Allen Millican (Presiding)  
David A. Kimberley  
William B. Ogletree  
William H. Rhea, III

**District Judges:**

Willis H. Clay  
Joe F. Nabors

**Circuit Clerk:**

Cassandra C. Johnson

**Address:**

Etowah County Judicial Center  
801 Forrest Avenue  
Gadsden, Alabama 35901

**Telephone:**

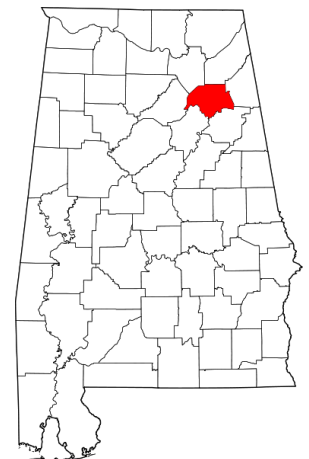
(256) 549-2181

**Population:**

104,430

There were 4,910 cases filed in Etowah Circuit Court in fiscal year 2016. Of those, 47% were criminal cases, 23% were civil cases, and 30% were domestic cases. The Circuit Court disposed of 5,137 cases during the fiscal year.

During fiscal year 2016, 16,573 cases were filed in Etowah District Court. Of those, 21% were criminal cases, 47% were traffic cases, 16% were small claims, 6% were other civil cases, 5% were juvenile cases, and 5% were child support cases. The District Court disposed of 16,115 cases during the fiscal year.



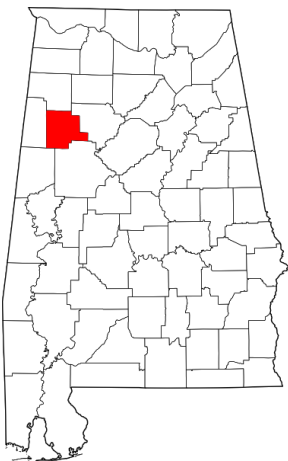
# FAYETTE COUNTY

*The neo-classical revival Fayette County Courthouse was built in 1912. Construction costs totaled \$58,347.21. A \$2.6 million restoration of the courthouse was completed in 2001.*



There were 691 cases filed in Fayette Circuit Court in fiscal year 2016. Of those, 55% were criminal cases, 12% were civil cases, and 33% percent were domestic cases. The Circuit Court disposed of 660 cases during the fiscal year.

During fiscal year 2016, 2,225 cases were filed in Fayette District Court. Of those, 33% were criminal cases, 34% were traffic cases, 13% were small claims, 1% were other civil cases, 9% were juvenile cases, and 10% were child support cases. The District Court disposed of 1,924 cases during the fiscal year.



**Judicial Circuit:** 24th

**Circuit Judge:**  
Sam Junkin

**District Judge:**  
Jerry L. Clary

**Circuit Clerk:**  
Samantha W. Howard

**Address:**  
Fayette County Courthouse  
Post Office Box 906  
113 North Temple Avenue  
Fayette, Alabama 35555

**Telephone:**  
(205) 932-4617

**Population:**  
17,241

# FRANKLIN COUNTY



*The Franklin County Courthouse was built in 1954-1955 at a cost of \$460,000. Johnston & Jones of Starkville, Mississippi, were the architects. The limestone used in the construction of the courthouse is from Franklin County.*

**Judicial Circuit:** 34th

**Circuit Judge:**

Terry L. Dempsey

**District Judge:**

Paula B. McDowell

**Circuit Clerk:**

Anita Morgan Scott

**Address:**

Franklin County Courthouse  
Post Office Box 160  
410 North Jackson Street  
Russellville, Alabama 35653

**Telephone:**

(256) 332-8861

**Population:**

31,704

There were 1,337 cases filed in Franklin Circuit Court in fiscal year 2016. Of those, 49% were criminal cases, 24% were civil cases, 27% were domestic cases, and less than 1% were juvenile cases. The Circuit Court disposed of 1,271 cases during the fiscal year.

During fiscal year 2016, 4,667 cases were filed in Franklin District Court. Of those, 27% were criminal cases, 48% were traffic cases, 11% were small claims, 2% were other civil cases, 8% were juvenile cases, and 4% were child support cases. The District Court disposed of 4,499 cases during the fiscal year.



# GENEVA COUNTY

*Opened in 1965, the Geneva County Courthouse was paid for by a 20 year increase in ad valorem taxes which was passed by Geneva County residents in 1962. Construction costs totaled \$600,000. Sherlock, Smith, & Adams, Inc., were the architects.*



**Judicial Circuit:** 33rd

**Circuit Judges:**

William H. Filmore (Presiding)  
Kimberly A. Clark

**District Judge:**

Stephen G. Smith

**Circuit Clerk:**

V. Gale Laye

**Address:**

Geneva County Courthouse  
Post Office Box 86  
200 North Commerce Street  
Geneva, Alabama 36340

**Telephone:**

(334) 684-5620

**Population:**

26,790

There were 889 cases filed in Geneva Circuit Court in fiscal year 2016. Of those, 41% were criminal cases, 14% were civil cases, and 45% were domestic cases. The Circuit Court disposed of 927 cases during the fiscal year.

During fiscal year 2016, 4,777 cases were filed in Geneva District Court. Of those, 20% were criminal cases, 56% were traffic cases, 7% were small claims, 2% were other civil cases, 8% were juvenile cases, and 7% were child support cases. The District Court disposed of 4,896 cases during the fiscal year.



# GREENE COUNTY



*The William McKinley Branch Courthouse was constructed in 1993 by Campbell & Associates of Tuscaloosa at a cost of \$1.2 million. It is named for William McKinley Branch, the first African-American probate judge of Greene County. Upon his election in 1970, Branch also became the first African-American probate judge in the Deep South since Reconstruction.*

**Judicial Circuit:** 17th

**Circuit Judge:**  
Eddie Hardaway, Jr.

**District Judge:**  
Lillie Jones-Osborne

**Circuit Clerk:**  
Mattie D. Atkins

**Address:**  
William M. Branch Courthouse  
Post Office Box 307  
400 Morrow Avenue  
Eutaw, Alabama 35462

**Telephone:**  
(205) 372-3598

**Population:**  
9,045

There were 185 cases filed in Greene Circuit Court in fiscal year 2016. Of those, 32% were criminal cases, 57% were civil cases, and 11% were domestic cases. The Circuit Court disposed of 216 cases during the fiscal year.

During fiscal year 2016, 4,045 cases were filed in Greene District Court. Of those, 12% were criminal cases, 77% were traffic cases, 3% were small claims, 1% were other civil cases, 2% were juvenile cases, and 5% were child support cases. The District Court disposed of 4,107 cases during the fiscal year.



# HALE COUNTY

*The Hale County Courthouse was constructed in 1908 at a cost of \$44,676.19. It replaced the first courthouse which was originally built as the sanctuary of the Salem Baptist Church. In 1935, a fire destroyed the top floor of the courthouse. The building was restored, and a new clock tower was built. The clock tower contains the bell from the main building of Southern University which was located in Greensboro from 1856 until 1918.*



There were 307 cases filed in Hale Circuit Court in fiscal year 2016. Of those, 25% were criminal cases, 39% were civil cases, and 36% were domestic cases. The Circuit Court disposed of 281 cases during the fiscal year.

During fiscal year 2016, 4,044 cases were filed in Hale District Court. Of those, 14% were criminal cases, 63% were traffic cases, 7% were small claims, 2% were other civil cases, and 3% were juvenile cases, and 11% were child support cases. The District Court disposed of 3,956 cases during the fiscal year.



**Judicial Circuit:** 4th

**Circuit Judges:**

Marvin W. Wiggins (Presiding)  
Jack W. Meigs (retired 03/16)  
Collins Pettaway, Jr.

**District Judge:**

Timothy A. Evans

**Circuit Clerk:**

Catrinna A. Long-Perry

**Address:**

Hale County Courthouse  
Post Office Drawer 99  
1001 Main Street  
Greensboro, Alabama 36744

**Telephone:**

(334) 684-4334

**Population:**

26,790

# HENRY COUNTY



*The Henry County Courthouse was constructed in 1966 at a cost of \$504,332. The architectural firm of Epps and Davis designed the courthouse, and it was constructed by Jones and Hardy. The Courthouse is surrounded by a colonnade of 48 flared columns.*

**Judicial Circuit:** 20th

**Circuit Judges:**

Jack Michael Conaway  
(Presiding thru 01/16)

Jimmy K. Moulton  
(Presiding effective 01/16)

Larry K. Anderson  
Henry "Butch" Binford  
Brady E. Mendheim

**District Judge:**

James D. Peterson

**Circuit Clerk:**

Shirlene B. Vickers

**Address:**

Henry County Courthouse  
101 West Court Square  
Abbeville, Alabama 36310

**Telephone:**

(334) 585-2753

**Population:**

17,302

There were 620 cases filed in Henry Circuit Court in fiscal year 2016. Of those, 56% were criminal cases, 15% were civil cases, and 29% were domestic cases. The Circuit Court disposed of 837 cases during the fiscal year.

During fiscal year 2016, 4,576 cases were filed in Henry District Court. Of those, 20% were criminal cases, 62% were traffic cases, 9% were small claims, 1% were other civil cases, and 4% were juvenile cases, and 4% were child support cases. The District Court disposed of 4,762 cases during the fiscal year.





# HOUSTON COUNTY

Construction began on the Houston County Courthouse in 1960 and was completed in April 1962. The architect was Joseph L. Donfro & Associates of Dothan. Construction costs totaled \$850,000. In 2002, the building was extensively remodeled.



**Judicial Circuit:** 20th

**Circuit Judges:**

Jack Michael Conaway  
(Presiding thru 01/16)

Jimmy K. Moulton  
(Presiding, effective 01/16)

Larry K. Anderson  
Henry "Butch" Binford  
Brady E. Mendheim

**District Judges:**

Lori C. Ingram  
Benjamin H. Lewis

**Circuit Clerk:**

Carla H. Woodall

**Address:**

Houston County Courthouse  
Post Office Drawer 6406  
114 North Oates Street  
Dothan, Alabama 36302

**Telephone:**

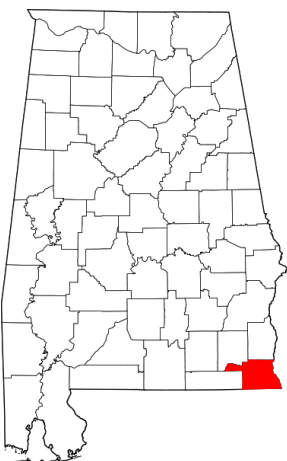
(334) 677-4858

**Population:**

101,547

There were 7,545 cases filed in Houston Circuit Court in fiscal year 2016. Of those, 45% were criminal cases, 10% were civil cases, 18% were domestic cases, 12% were juvenile cases, and 15% were child support cases. The Circuit Court disposed of 6,699 cases during the fiscal year.

During fiscal year 2016, 14,851 cases were filed in Houston District Court. Of those, 31% were criminal cases, 37% were traffic cases, 26% were small claims, and 5% were other civil cases. The District Court disposed of 13,952 cases during the fiscal year.





*The neo-classical Jackson County Courthouse was constructed in 1911-1912. It was designed by noted architect Richard H. Hunt. Additions were made to the courthouse in 1954 and 1968. In April 1931, the courthouse was the scene for the first of the Scottsboro Boys trials.*

**Judicial Circuit:** 38th

**Circuit Judges:**

Jenifer C. Holt (Presiding)  
John H. Graham

**District Judge:**

Robert D. Word III

**Circuit Clerk:**

William Ken Ferrell  
(supernumerary 05/16)  
Donna J. Barksdale  
(appointed 05/16)

**Address:**

Jackson County Courthouse  
Post Office Box 397  
102 East Laurel Street  
Scottsboro, Alabama 35768

**Telephone:**

(256) 574-9320

**Population:**

53,227

There were 2,955 cases filed in Jackson Circuit Court in fiscal year 2016. Of those, 64% were criminal cases, 10% were civil cases, 26% were domestic cases, and less than 1% were juvenile cases. The Circuit Court disposed of 2,856 cases during the fiscal year.

During fiscal year 2016, 9,582 cases were filed in Jackson District Court. Of those, 39% were criminal cases, 39% were traffic cases, 10% were small claims, 2% were other civil cases, 5% were juvenile cases, and 5% were child support cases. The District Court disposed of 9,961 cases during the fiscal year.



# JEFFERSON COUNTY (BIRMINGHAM DIVISION)

*The Jefferson County Courthouse was constructed in 1931 at a cost of \$3 million. The Chicago architectural firm of Holabird & Root, with the collaboration of Birmingham architect Harry Wheelock, designed the streamlined Art Deco building. An annex was added to the north of the building in 1962. A restoration and refitting of the courthouse was completed in 2002. Two large murals depicting the “Old South” and “New South” adorn the walls of the entrance lobby.*



There were 21,842 cases filed in Jefferson Circuit Court, Birmingham Division, in fiscal year 2016. Of those, 27% were criminal cases, 24% were civil cases, 21% were domestic cases, 13% were juvenile cases, and 15% were child support cases. The Circuit Court disposed of 21,225 cases during the fiscal year.

During fiscal year 2016, 50,848 cases were filed in Jefferson District Court, Birmingham Division. Of those, 26% were criminal cases, 44% were traffic cases, 17% were small claims, and 13% were other civil cases. The District Court disposed of 48,383 cases during the fiscal year.

## **Judicial Circuit:** 10th

### **Circuit Judges:**

Joseph L. Boohaker (Presiding)  
Dorothea Batiste  
Donald E. Blankenship  
Raymond P. Chambliss  
J. William “Bill” Cole  
Elisabeth A. French  
Michael G. Graffeo  
James F. Hughey  
Clyde E. Jones  
Helen Shores Lee  
C. Tommy Nail  
Julie A. Palmer  
Bentley Patrick  
Laura Petro  
Teresa T. Pulliam  
Carole C. Smitherman  
Patricia A. Stephens  
Peyton C. Thetford  
Tracie A. Todd  
Robert S. Vance, Jr.  
Virginia A. Vinson  
Stephen C. Wallace  
Patrick J. Ballard

### **District Judges:**

John E. Amari  
Robert P. “Bobby” Bynon, Jr.  
David N. Lichtenstein  
John G. “Jack” Lowther  
(retired 10/15)  
Carnella G. Norman  
Shanta’ C. Owens  
Katrina Ross  
William Alan Summers, Jr.  
Sheldon L. Watkins  
Shera C. Grant (appointed 01/16)

### **Circuit Clerk:**

Anne Marie Adams

### **Address:**

Jefferson County Courthouse  
716 Richard Arrington Jr. Blvd. N.  
Birmingham, Alabama 35203

### **Telephone:**

(205) 325-5360

### **Population:**

658,466

# JEFFERSON COUNTY (BESSEMER DIVISION)



*The Jefferson County Bessemer Justice Center is Alabama's newest courthouse. Construction was completed in October 2009, and the Justice Center opened in June 2010. Built at a cost of \$38 million, the building was designed by Giattina Aycock Architecture Studio of Birmingham.*

**Judicial Circuit:** 10th

**Circuit Judges:**

David O. Carpenter  
David J. Hobdy, Jr.  
Annetta H. Verin  
Eugene R. Verin

**District Judges:**

Eric M. Fancher  
Lorraine W. Pringle  
Edward B. Vines

**Circuit Clerk:**

Karen Dunn Burks

**Address:**

Jefferson County Bessemer Justice Center  
1851 Second Avenue North  
Bessemer, Alabama 35020

**Telephone:**

(205) 497-8510

**Population:**

27,456

There were 5,970 cases filed in Jefferson Circuit Court, Bessemer Division, in fiscal year 2016. Of those, 34% were criminal cases, 16% were civil cases, 16% were domestic cases, 14% were juvenile cases, and 20% were child support cases. The Circuit Court disposed of 5,368 cases during the fiscal year.

During fiscal year 2016, 8,309 cases were filed in Jefferson District Court, Bessemer Division. Of those, 42% were criminal cases, 31% were traffic cases, 17% were small claims, and 10% were other civil cases. The District Court disposed of 7,768 cases during the fiscal year.



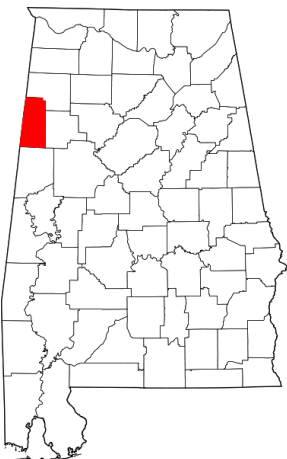
# LAMAR COUNTY

*The Lamar County Courthouse was constructed in 1909 and originally had a classical design with four large columns, a pedimented portico, and a dome. The courthouse was modernized in 1948 with the removal of the columns, portico, and dome, as well as the addition of a third floor.*



There were 621 cases filed in Lamar Circuit Court in fiscal year 2016. Of those, 48% were criminal cases, 19% were civil cases, and 33% were domestic cases. The Circuit Court disposed of 630 cases during the fiscal year.

During fiscal year 2016, 2,165 cases were filed in Lamar District Court. Of those, 36% were criminal cases, 41% were traffic cases, 9% were small claims, 1% were other civil cases, 5% were juvenile cases, and 8% were child support cases. The District Court disposed of 2,159 cases during the fiscal year.



**Judicial Circuit:** 24th

**Circuit Judge:**  
Sam Junkin

**District Judge:**  
Jonathan A. Brown

**Circuit Clerk:**  
Mary Ann Jones

**Address:**  
Lamar County Courthouse  
Post Office Box 434  
330 First Street, NE  
Vernon, Alabama 35592

**Telephone:**  
(205) 695-7193

**Population:**  
14,564

# LAUDERDALE COUNTY



*The Lauderdale County Courthouse was constructed in 1963. The modern designed, 5-story building was designed by Northington, Smith and Kranert and cost \$2.2 million to construct.*

**Judicial Circuit:** 11th

**Circuit Judges:**

Michael T. Jones (Presiding)

Gilbert P. Self

William F. Jackson (retired 03/16)

Benjamin Graves (appointed 04/16)

**District Judge:**

Carole C. Medley

**Circuit Clerk:**

Melissa Homan

**Address:**

Lauderdale County Courthouse

200 South Court Street

Post Office Box 776

Florence, Alabama 35631

**Telephone:**

(256) 760-5728

**Population:**

92,709

There were 4,415 cases filed in Lauderdale Circuit Court in fiscal year 2016. Of those, 30% were criminal cases, 10% were civil cases, 22% percent were domestic cases, 23% were juvenile cases, and 15% were child support cases. The Circuit Court disposed of 4,662 cases during the fiscal year.

During fiscal year 2016, 7,769 cases were filed in Lauderdale District Court. Of those, 24% were criminal cases, 50% were traffic cases, 21% were small claims, and 5% percent were other civil cases. The District Court disposed of 7,747 cases during the fiscal year.



# LAWRENCE COUNTY

*Built of limestone quarried near Russellville, Alabama, the Lawrence County Courthouse was constructed in 1936. This classical revival courthouse was designed by the architectural firm of Turner & Northington and cost \$450,000 to build.*



**Judicial Circuit:** 36th

**Circuit Judge:**  
Mark B. Craig

**District Judge:**  
Angela D. Terry

**Circuit Clerk:**  
Sandra P. Ligon

**Address:**  
Lawrence County Courthouse  
Post Office Box 249  
14330 Court Street  
Moulton, Alabama 35650

**Telephone:**  
(256) 974-2438

**Population:**  
34,339

There were 1,194 cases filed in Lawrence Circuit Court in fiscal year 2016. Of those, 54% were criminal cases, 16% were civil cases, and 30% were domestic cases. The Circuit Court disposed of 1,182 cases during the fiscal year.

During fiscal year 2016, 5,256 cases were filed in Lawrence District Court. Of those, 18% were criminal cases, 65% were traffic cases, 8% were small claims, 1% were other civil cases, 5% were juvenile cases, and 3% were child support cases. The District Court disposed of 5,500 cases during the fiscal year.





*Constructed in 1896 at a cost of \$24,000, the neo-classical Lee County Courthouse was designed by Andrew J. Bryan. In 1984, Lee County constructed a justice center at a cost of \$8.645 million. The justice center houses all judicial offices. The 1896 courthouse has been restored and houses county administration offices.*

## **Judicial Circuit:** 37th

### **Circuit Judges:**

Jacob A. Walker, III  
(Presiding thru 01/16)  
Christopher J. Hughes  
(Presiding, effective 01/16)  
Michael C. Fellows

### **District Judges:**

Russell K. Bush  
Steven T. Speakman

### **Circuit Clerk:**

Mary B. Roberson

### **Address:**

Lee County Justice Center  
2311 Gateway Drive  
Opelika, Alabama 36801

### **Telephone:**

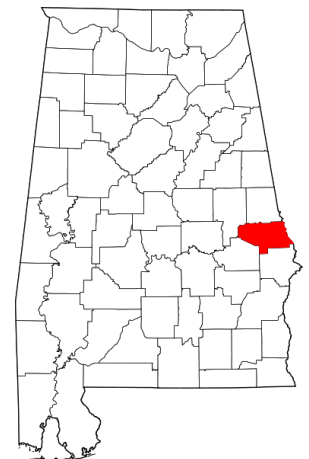
(334) 749-7141

### **Population:**

140,247

There were 5,353 cases filed in Lee Circuit Court in fiscal year 2016. Of those, 22% were criminal cases, 16% were civil cases, 17% were domestic cases, 21% were juvenile cases, and 24% were child support cases. The Circuit Court disposed of 5,791 cases during the fiscal year.

During fiscal year 2016, 14,514 cases were filed in Lee District Court. Of those, 21% were criminal cases, 60% were traffic cases, 13% were small claims, and 6% were other civil cases. The District Court disposed of 14,615 cases during the fiscal year.





# LIMESTONE COUNTY

*The Limestone County Courthouse was completed in 1919. Designed by Birmingham architect Bem Price, construction costs totaled approximately \$200,000. In 2005, all non-judicial offices were relocated to a new courthouse annex. The Limestone County Courthouse is currently undergoing renovations.*



**Judicial Circuit:** 39th

**Circuit Judges:**

James W. Woodroof, Jr. (Presiding)  
Robert M. Baker

**District Judges:**

Jeanne W. Anderson (retired 03/16)  
Douglas Patterson (appointed 04/16)  
Jerry L. Batts

**Circuit Clerk:**

William B. Curnutt

**Address:**

Limestone County Courthouse  
200 Washington Street, West  
Athens, Alabama 35611

**Telephone:**

(256) 233-6406

**Population:**

82,782

There were 2,905 cases filed in Limestone Circuit Court in fiscal year 2016. Of those, 53% were criminal cases, 15% were civil cases, and 32% were domestic cases. The Circuit Court disposed of 2,431 cases during the fiscal year.

During fiscal year 2016, 13,601 cases were filed in Limestone District Court. Of those, 21% were criminal cases, 62% were traffic cases, 7% were small claims, 2% were other civil cases, 5% were juvenile cases, and 3% were child support cases. The District Court disposed of 12,908 cases during the fiscal year.



# LOWNDES COUNTY



*The Greek-revival Lowndes County Courthouse was built circa 1855 –1858. Additions were made and a cupola added to the courthouse in 1906. In the early 1980s, the courthouse was restored to closely resemble its original appearance.*

**Judicial Circuit:** 2nd

**Circuit Judge:**  
Terri Bozeman-Lovell

**District Judge:**  
Adrian D. Johnson

**Circuit Clerk:**  
Ruby A. Jones-Thomas

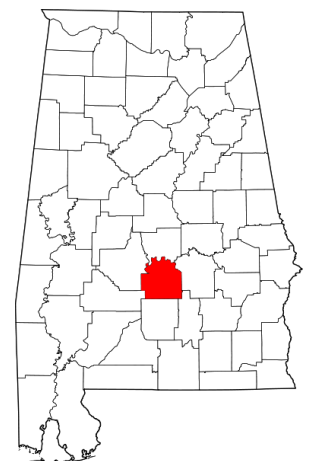
**Address:**  
Lowndes County Courthouse  
Post Office Box 876  
One Washington Street  
Hayneville, Alabama 36040

**Telephone:**  
(334) 548-2252

**Population:**  
11,299

There were 351 cases filed in Lowndes Circuit Court in fiscal year 2016. Of those, 49% were criminal cases, 25% were civil cases, and 26% were domestic cases. The Circuit Court disposed of 326 cases during the fiscal year.

During fiscal year 2016, 2,914 cases were filed in Lowndes District Court. Of those, 16% were criminal cases, 60% were traffic cases, 6% were small claims, 1% were other civil cases, 3% were juvenile cases, and 14% were child support cases. The District Court disposed of 2,887 cases during the fiscal year.



# MACON COUNTY

*The Macon County Courthouse was constructed in 1905. The Richardsonian Romanesque courthouse was designed by James Wingfield Golucke of Atlanta. The courthouse was gutted by fire in August 1985 but was subsequently restored. The courthouse was renamed The Judge Aubrey Ford Jr. Justice Center in January, 2015.*



There were 412 cases filed in Macon Circuit Court in fiscal year 2016. Of those, 32% were criminal cases, 46% were civil cases, and 22% were domestic cases. The Circuit Court disposed of 396 cases during the fiscal year.

During fiscal year 2016, 5,003 cases were filed in Macon District Court. Of those, 10% were criminal cases, 75% were traffic cases, 7% were small claims, 2% were other civil cases, 3% were juvenile cases, and 3% were child support cases. The District Court disposed of 5,222 cases during the fiscal year.



**Judicial Circuit:** 5th

**Circuit Judges:**

Tom F. Young, Jr. (Presiding)  
Ray D. Martin  
Steven R. Perryman

**District Judge:**

Deborah Biggers

**Circuit Clerk:**

David R. Love, Jr.

**Address:**

Macon County Courthouse  
101 East Rosa Parks Avenue  
Tuskegee, Alabama 36083

**Telephone:**

(334) 724-2614

**Population:**

21,452



*Construction began on the Madison County Courthouse in 1964 and was completed in 1966. Designed by Lloyd Kranner and Thomas Jones, the 11-story modern courthouse cost \$5.3 million to construct.*

**Judicial Circuit:** 23rd

**Circuit Judges:**

Karen K. Hall (Presiding thru 01/16)  
D. Alan Mann  
(Presiding, effective 01/16)  
Christian M. Comer  
Ruth Ann Hall  
Dennis E. O'Dell  
Donna S. Pate  
Alison Austin

**District Judges:**

Linda F. Coats  
Claude Hundley  
Schuyler H. Richardson  
Patricia Demos

**Circuit Clerk:**

Jane C. Smith  
(supernumerary, effective 04/16 )  
Debra Kizer (appointed 04/16)



There were 13,027 cases filed in Madison Circuit Court in fiscal year 2016. Of those, 62% were criminal cases, 17% were civil cases, and 21% percent were domestic cases. The Circuit Court disposed of 13,793 cases during the fiscal year.

During fiscal year 2016, 29,818 cases were filed in Madison District Court. Of those, 27% were criminal cases, 36% were traffic cases, 18% were small claims, 9% were other civil cases, 6% were juvenile, and 4% were child support cases. The District Court disposed of 30,185 cases during the fiscal year.

**Address:**

Madison County Courthouse  
100 North Side Square  
Huntsville, Alabama 35801

**Telephone:**

(256) 532-3390

**Population:**



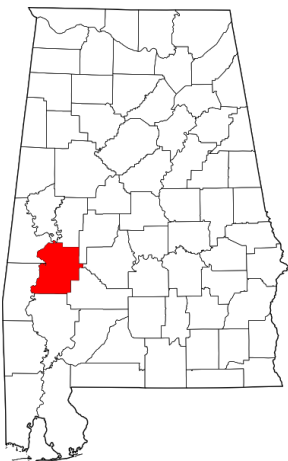
# MAREGO COUNTY

*The Marengo County Courthouse was constructed in 1968 at a cost of \$675,000. Designed by Sherlock, Smith, & Adams, the current courthouse replaced the 1902 courthouse which was destroyed in a 1965 fire.*



There were 476 cases filed in Marengo Circuit Court in fiscal year 2016. Of those, 40% were criminal cases, 31% were civil cases, and 29% were domestic cases. The Circuit Court disposed of 483 cases during the fiscal year.

During fiscal year 2016, 3,783 cases were filed in Marengo District Court. Of those, 18% were criminal cases, 49% were traffic cases, 11% were small claims, 2% were other civil cases, 5% were juvenile case, and 15% were child support cases. The District Court disposed of 3,292 cases during the fiscal year.



**Judicial Circuit:** 17th

**Circuit Judge:**  
Eddie Hardaway, Jr.

**District Judge:**  
W. Wade Drinkard (retired 05/16)  
Vincent K. Deas (appointed 06/16)

**Circuit Clerk:**  
James K. Freeman

**Address:**  
Marengo County Courthouse  
Post Office Box 480566  
101 East Coats Avenue  
Linden, Alabama 36748

**Telephone:**  
(334) 295-2219

**Population:**  
21,027

# MARION COUNTY



*Constructed in 1902, the Marion County Courthouse was originally built in the Richardsonian Romanesque style of architecture and featured a rough sandstone façade and five-story clock tower. Additions were made to the courthouse in 1940. In 1960, the courthouse was enlarged and modernized.*

**Judicial Circuit:** 25th

**Circuit Judge:**

John H. Bentley  
(Presiding thru 01/16)  
Talmage Lee Carter  
(Presiding, effective 01/16)

**District Judge:**

Mark E. Hammitte

**Circuit Clerk:**

Denise Mixon

**Address:**

Marion County Courthouse  
Post Office Box 1595  
123 South Military Street  
Hamilton, Alabama 35570

**Telephone:**

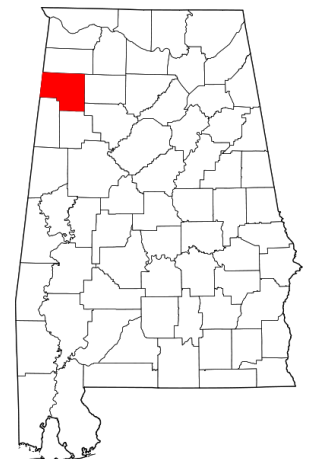
(205) 921-7451

**Population:**

30,776

There were 1,383 cases filed in Marion Circuit Court in fiscal year 2016. Of those, 45% percent were criminal cases, 14% percent were civil cases, 41% percent were domestic cases. The Circuit Court disposed of 1,363 cases during the fiscal year.

During fiscal year 2016, 7,034 cases were filed in Marion District Court. Of those, 24% were criminal cases, 56% were traffic cases, 9% were small claims, 1% were other civil cases, 6% were juvenile cases, and 4% were child support cases. The District Court disposed of 8,089 cases during the fiscal year.



# MARSHALL COUNTY

*The Marshall County Courthouse in Guntersville was built in 1896 in the Romanesque Revival style. It was remodeled and enlarged in 1935, 1948, 1963, and 1990.*

*A second courthouse was constructed circa 1910-1911 in Albertville. That courthouse was renovated in 1935 and again in the late 1990s.*



**Judicial Circuit:** 27th

**Circuit Judges:**

A. Timothy Jolley  
(Presiding thru 01/16)  
Howard G. Hawk  
(Presiding, effective 01/16)  
F. Timothy Riley

**District Judges:**

Mitchell S. Floyd  
John M. Mastin

**Circuit Clerk:**

Cheryl E. Pierce

**Address:**

Marshall County Courthouse  
424 Blount Avenue  
Guntersville, Alabama 35976

Marshall County Courthouse  
133 South Emmett Street  
Albertville, Alabama 35950

**Telephone:**

(256) 571-7785 (Guntersville)  
(256) 878-4521 (Albertville)

**Population:**

93,019

There were 3,223 cases filed in Marshall Circuit Court in fiscal year 2016. Of those, 51% were criminal cases, 18% were civil cases, and 31% were domestic cases. The Circuit Court disposed of 3,207 cases during the fiscal year.

During fiscal year 2016, 10,621 cases were filed in Marshall District Court. Of those, 23% were criminal cases, 41% were traffic cases, 16% were small claims, 4% were other civil cases, 10% were juvenile cases, and 6% were child support cases. The District Court disposed of 10,630 cases during the fiscal year.





*Completed in December 1994, the 581,000-square-foot Mobile Government Plaza was the first structure in the nation to combine county and city governments and the court system in one facility. Designed by Harry Goleman and Mario Bolullo of Houston, Texas, and Fred Woods of Mobile, the \$58 million complex consists of 10-story administration building and a 9-story judicial building connected by a 50,000 square foot public atrium.*

## Judicial Circuit: 13th

### Circuit Judges:

Charles A. Graddick (Presiding)  
J. Donald Banks (retired 12/15)  
Benjamin H. Brooks III  
Rosemary D. Chambers  
John R. Lockett  
Edmond G. Naman  
Robert H. Smith  
Sarah H. Stewart  
Roderick P. Stout  
Michael A. Youngpeter  
Jay A. York  
Walter H. Honeycutt (appointed 02/16)

### District Judges:

Joe E. Basenberg  
George A. Brown  
George N. Hardesty, Jr.  
Bob Sherling, Jr.  
Jill C. Phillips

### Circuit Clerk:

JoJo Schwarzauer

There were 26,373 cases filed in Mobile Circuit Court in fiscal year 2016. Of those, 45% were criminal cases, 11% were civil cases, 15% were domestic cases, 15% were juvenile cases, and 14% were child support cases. The Circuit Court disposed of 27,173 cases during the fiscal year.

### Address:

Mobile Government Plaza  
205 Government Street  
Mobile, Alabama 36644

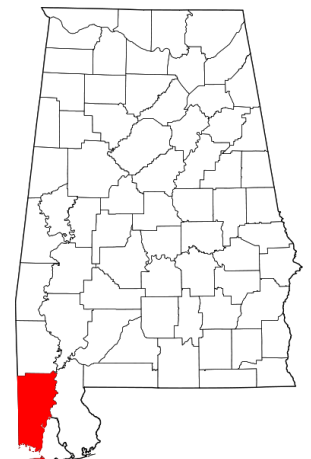
### Telephone:

(251) 574-8806

### Population:

412,992

During fiscal year 2016, 40,292 cases were filed in Mobile District Court. Of those, 34% were criminal cases, 42% were traffic cases, 16% were small claims, and 8% were other civil cases. The District Court disposed of 40,136 cases during the fiscal year.





# MONROE COUNTY

*The Monroe County Courthouse was constructed in 1963 at a cost of \$500,000. According to the architect, it contains “design elements reminiscent of early southern buildings.”*



There were 640 cases filed in Monroe Circuit Court in fiscal year 2016. Of those, 37% were criminal cases, 25% were civil cases, and 38% were domestic cases. The Circuit Court disposed of 631 cases during the fiscal year.

During fiscal year 2016, 2,907 cases were filed in Monroe District Court. Of those, 15% were criminal cases, 45% were traffic cases, 18% were small claims, 3% were other civil cases, 4% were juvenile cases, and 15% were child support cases. The District Court disposed of 2,944 cases during the fiscal year.



**Judicial Circuit:** 35th

**Circuit Judge:**  
Jack B. Weaver

**District Judge:**  
George K. Elbrecht

**Circuit Clerk:**  
William R. “Bob” McMillan

**Address:**  
Monroe County Courthouse  
65 North Alabama Avenue  
Monroeville, Alabama 36460

**Telephone:**  
(251) 743-2283

**Population:**  
23,068

# MONTGOMERY COUNTY



*The modern four-story Montgomery County Courthouse was dedicated in May 1987 and was designed by the Montgomery architectural firm of Pearson, Humphries, Jones, and Associates. The 1958 courthouse was renovated and now houses the county's administrative offices. In 2009, the courthouse was renamed the Phelps-Price Justice Center, in honor of the late Judge Joseph Phelps, and retired Judge Charles Price.*

## **Judicial Circuit:** 15th

### **Circuit Judges:**

Eugene W. Reese (Presiding)  
Robert T. Bailey  
Johnny Hardwick  
Truman M. Hobbs, Jr.  
Anita L. Kelly  
Gregory Griffin  
William A. Shashy  
Calvin L. Williams  
Cleophus Gaines

### **District Judges:**

Pamela R. Higgins  
Willie T. Massey  
Jimmy B. Pool

### **Circuit Clerk:**

Tiffany B. McCord

### **Address:**

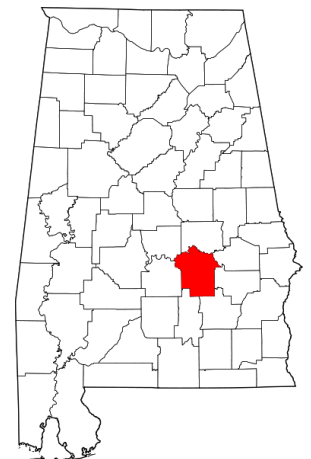
Phelps-Price Justice Center  
Post Office Box 1667  
251 South Lawrence Street  
Montgomery, Alabama 35570

There were 12,629 cases filed in Montgomery Circuit Court in fiscal year 2016. Of those, 20% were criminal cases, 20% were civil cases, 19% were domestic cases, 17% were juvenile cases, and 24% were child support cases. The Circuit Court disposed of 12,501 cases during the fiscal year.

During fiscal year 2016, 22,334 cases were filed in Montgomery District Court. Of those, 16% were criminal cases, 36% were traffic cases, 30% were small claims, and 18% were other civil cases. The District Court disposed of 21,220 cases during the fiscal year.

**Telephone:**  
(334) 832-1260

**Population:**  
229,363



# MORGAN COUNTY

*Designed by Decatur architect Walter Hickman Hall, the Morgan County Courthouse was first occupied in April 1976.*



There were 4,646 cases filed in Morgan Circuit Court in fiscal year 2016. Of those, 56% were criminal cases, 14% were civil cases, and 30% were domestic cases. The Circuit Court disposed of 4,510 cases during the fiscal year.

During fiscal year 2016, 17,734 cases were filed in Morgan District Court. Of those, 20% were criminal cases, 52% were traffic cases, 12% were small claims, 4% were other civil cases, 7% were juvenile cases, and 5% were child support cases. The District Court disposed of 17,541 cases during the fiscal year.



**Judicial Circuit:** 8th

**Circuit Judges:**

Jennifer M. Howell (Presiding)

Steven E. Haddock

Glenn E. Thompson

**District Judges:**

Brent M. Craig

Charles B. Langham

Shelly S. Waters

**Circuit Clerk:**

Christopher M. Priest

**Address:**

Morgan County Courthouse

Post Office Box 668

302 Lee Street

Decatur, Alabama 35602

**Telephone:**

(251) 351-4649

**Population:**

119,490

# PERRY COUNTY



*Designed by Massachusetts native Benjamin F. Parsons, the Perry County Courthouse was constructed in 1855. In 1955, twings were added to the north and south sides of the courthouse and the structure was painted white. The courthouse's exterior was featured in the 1968 movie 'The Heart Is A Lonely Hunter.'*

**Judicial Circuit:** 4th

**Circuit Judges:**

Marvin W. Wiggins (Presiding)  
Jack W. Meigs (retired 03/16)  
Collins Pettaway, Jr.

**District Judge:**

Donald L. McMillan

**Circuit Clerk:**

Mary C. Moore

**Address:**

Perry County Courthouse  
Post Office Box 505  
300 Washington Street  
Marion, Alabama 36756

**Telephone:**

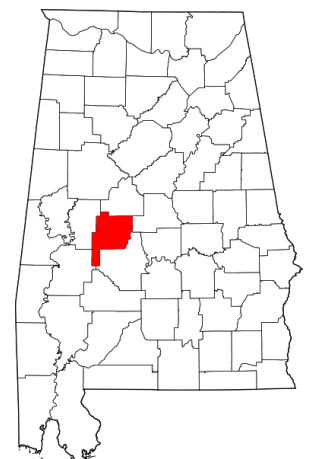
(334) 683-6106

**Population:**

10,591

There were 241 cases filed in Perry Circuit Court in fiscal year 2016. Of those, 39% were criminal cases, 41% were civil cases, and 20% were domestic cases. The Circuit Court disposed of 259 cases during the fiscal year.

During fiscal year 2016, 1,844 cases were filed in Perry District Court. Of those, 10% were criminal cases, 50% were traffic cases, 10% were small claims, 2% were other civil cases, 5% were juvenile cases, and 23% were child support cases. The District Court disposed of 1,746 cases during the fiscal year.



# PICKENS COUNTY

*Constructed in 1994, the Pickens County Judicial Center was designed by Johnson Bailey Henderson McNeal Architects, Inc. It sits across from the Italianate 1878 Pickens County Courthouse which is known for the “face in the window.”*



**Judicial Circuit:** 24th

**Circuit Judge:**  
Sam Junkin

**District Judge:**  
David L. Bailey

**Circuit Clerk:**  
Keith Cox

**Address:**  
Pickens County Judicial Center  
Post Office Box 418  
20 Phoenix Avenue  
Carrollton, Alabama 35447

**Telephone:**  
(205) 367-2050

**Population:**  
19,746

There were 665 cases filed in Pickens Circuit Court in fiscal year 2016. Of those, 45% were criminal cases, 17% were civil cases, and 38% were domestic cases. The Circuit Court disposed of 804 cases during the fiscal year.

During fiscal year 2016, 2,854 cases were filed in Pickens District Court. Of those, 29% were criminal cases, 37% were traffic cases, 10% were small claims, 3% were other civil cases, 6% were juvenile cases, and 15% were child support cases. The District Court disposed of 3,180 cases during the fiscal year.



# PIKE COUNTY



*Completed in 1953, the Pike County Courthouse replaced the 1880 courthouse which was located one block away from the current courthouse on the public square. Charles F. Minch of Montgomery was the architect. The courthouse was extensively renovated in 2001.*

**Judicial Circuit:** 12th

**Circuit Judges:**

Shannon R. Clark (Presiding)  
Thomas E. Head  
Jeffery W. Kelley

**District Judge:**

William G. Hightower

**Circuit Clerk:**

Jamie N. Scarbrough

**Address:**

Pike County Courthouse  
120 West Church Street  
Troy, Alabama 36081

**Telephone:**

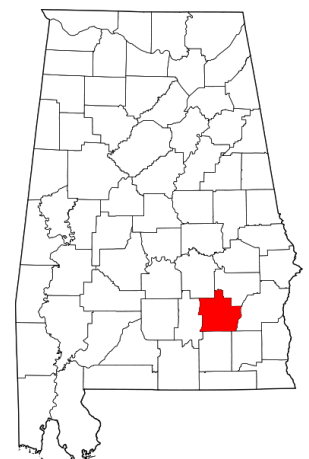
(334) 566-4622

**Population:**

32,899

There were 1,071 cases filed in Pike Circuit Court in fiscal year 2016. Of those, 55% were criminal cases, 27% were civil cases, and 18% were domestic cases. The Circuit Court disposed of 1,108 cases during the fiscal year.

During fiscal year 2016, 7,455 cases were filed in Pike District Court. Of those, 9% were criminal cases, 68% were traffic cases, 12% were small claims, 3% were other civil cases, 3% were juvenile cases, and 5% were child support cases. The District Court disposed of 6,985 cases during the fiscal year.



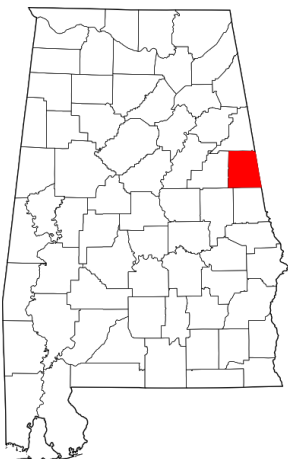
# RANDOLPH COUNTY

*The Randolph County Courthouse, built in 1941, was constructed in the footprint of the previous courthouse which burned in 1937. Designed by Paul W. Hofferbert and constructed by the Works Progress Administration, the courthouse cost \$200,000 to build. In 1985 and 1986, the county gutted the interior of the courthouse and completely renovated the interior and exterior.*



There were 637 cases filed in Randolph Circuit Court in fiscal year 2016. Of those, 48% were criminal cases, 22% were civil cases, and 30% were domestic cases. The Circuit Court disposed of 660 cases during the fiscal year.

During fiscal year 2016, 3,316 cases were filed in Randolph District Court. Of those, 32% were criminal cases, 44% were traffic cases, 12% were small claims, 2% were other civil cases, 6% were juvenile cases, and 4% were child support cases. The District Court disposed of 3,124 cases during the fiscal year.



**Judicial Circuit:** 5th

**Circuit Judges:**

Tom F. Young, Jr. (Presiding)  
Ray D. Martin  
Steven R. Perryman

**District Judge:**

John C. Tinney

**Circuit Clerk:**

Christopher R. May

**Address:**

Randolph County Courthouse  
Post Office Box 328  
One Main Street  
Wedowee, Alabama 36278

**Telephone:**

(256) 357-4551

**Population:**

22,913

# RUSSELL COUNTY



*Built in 1938 through the Federal Public Works Administration, the neo-classical Russell County Courthouse was constructed after the seat of government was moved from Seale to Phenix City. In 2011, all county administration offices moved to a new courthouse on the banks of the Chattahoochee River. The 1938 courthouse is currently undoing extensive additions and renovations. Upon completion, it will become the Russell County Judicial Center, housing all court operations.*

**Judicial Circuit:** 26th

**Circuit Judges:**

Michael J. Bellamy (Presiding)  
Albert D. Johnson

**District Judges:**

Sidney G. Landreau  
Walter Gray

**Circuit Clerk:**

Kathy S. Coulter

**Address:**

Russell County Judicial Center  
501 14th Street  
Phenix City, Alabama 36867

**Telephone:**

(334) 298-0516

**Population:**

52,947

There were 2,342 cases filed in Russell Circuit Court in fiscal year 2016. Of those, 58% were criminal cases, 15% were civil cases, and 27% were domestic cases. The Circuit Court disposed of 2,291 cases during the fiscal year.

During fiscal year 2016, 7,243 cases were filed in Russell District Court. Of those, 32% were criminal cases, 27% were traffic cases, 14% were small claims, 9% were other civil cases, 6% were juvenile cases, and 12% were child support cases. The District Court disposed of 6,989 cases during the fiscal year.





# SHELBY COUNTY

*Construction began in 1905 and was completed in 1908 on the Shelby County Courthouse. It was built by the B. G. Bynum Construction Company. The courthouse was renovated and significantly enlarged in 1991.*



**Judicial Circuit:** 18th

**Circuit Judges:**

H. L. “Sonny” Conwill (Presiding)  
William H. Bostick, III  
G. Daniel Reeves (retired 02/16)  
Lara M. Alvis (appointed 05/16)  
Corey B. Moore

**District Judge:**

James R. Kramer  
Daniel A. Crowson Jr.

**Circuit Clerk:**

Mary H. Harris

**Address:**

Shelby County Courthouse  
Post Office Box 1810  
112 North Main Street  
Columbiana, Alabama 35051

**Telephone:**

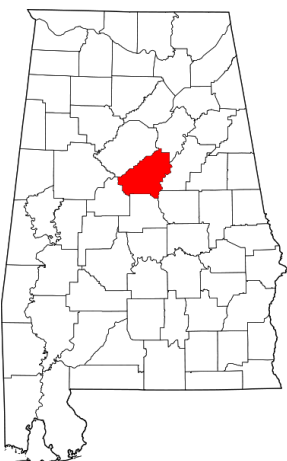
(205) 669-3779

**Population:**

195,085

There were 4,298 cases filed in Shelby Circuit Court in fiscal year 2016. Of those, 30% were criminal cases, 35% were civil cases, and 35% were domestic cases. The Circuit Court disposed of 3,999 cases during the fiscal year.

During fiscal year 2016, 14,530 cases were filed in Shelby District Court. Of those, 36% were criminal cases, 31% were traffic cases, 11% were small claims, 6% were other civil cases, 12% were juvenile cases, and 4% were child support cases. The District Court disposed of 14,115 cases during the fiscal year.



# ST. CLAIR COUNTY



*St. Clair County has two county seats, Ashville and Pell City. The Ashville courthouse (pictured) was constructed in 1845. It has been enlarged or remodeled in 1886, 1911, 1945, 1964, and 1982. The courthouse was renovated again in 2010 at a cost of \$6 million. The Pell City courthouse was constructed in 1956 at a cost of \$625,000. In 2000, the courthouse was remodeled and renovated at a cost of \$5.5 million.*

**Judicial Circuit:** 30th

**Circuit Judges:**

Philip K. Seay (Presiding)  
Billy R. Weathington Jr.

**District Judges:**

Alan C. Furr  
Robert L. Minor

**Circuit Clerk:**

Annette Manning

**Address:**

St. Clair County Courthouse  
100 6th Avenue  
Ashville, Alabama 35953

St. Clair County Courthouse  
1815 Cogswell Avenue  
Pell City, Alabama 35125

**Telephone:**

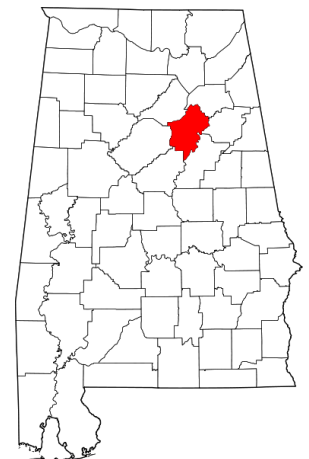
(205) 594-2184 (Asheville)  
(205) 338-2511 (Pell City)

**Population:**

83,593

There were 2,443 cases filed in St. Clair Circuit Court in fiscal year 2016. Of those, 34% were criminal cases, 29% were civil cases, 36% were domestic cases, and less than 1% were juvenile cases. The Circuit Court disposed of 2,423 cases during the fiscal year.

During fiscal year 2016, 14,322 cases were filed in St. Clair District Court. Of those, 15% were criminal cases, 62% were traffic cases, 9% were small claims, 2% were other civil cases, 8% were juvenile cases, and 4% were child support cases. The District Court disposed of 14,223 cases during the fiscal year.



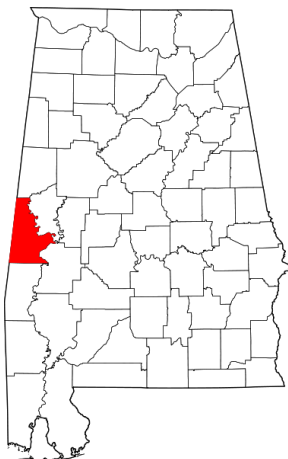
# SUMTER COUNTY

*The Sumter County Courthouse was constructed in 1902 by C. H. Dabbs & Company. Designed by the architectural firm of Ausfeld & Chapman, the courthouse exhibits elements of both the Beaux Arts and Classical Revival styles. It features an eight-sided cupola.*



There were 202 cases filed in Sumter Circuit Court in fiscal year 2016. Of those, 30% were criminal cases, 49% were civil cases, and 21% were domestic cases. The Circuit Court disposed of 252 cases during the fiscal year.

During fiscal year 2016, 1,829 cases were filed in Sumter District Court. Of those, 10% were criminal cases, 67% were traffic cases, 6% were small claims, 1% were other civil cases, 1% were juvenile cases, and 15% were child support cases. The District Court disposed of 1,860 cases during the fiscal year.



**Judicial Circuit:** 17th

**Circuit Judge:**  
Eddie Hardaway, Jr.

**District Judge:**  
Tammy J. Montgomery

**Circuit Clerk:**  
Devon A. James

**Address:**  
Sumter County Courthouse  
Post Office Box 936  
226 Franklin Street  
Livingston, Alabama 35470

**Telephone:**  
(205) 652-2291

**Population:**  
13,763



*Constructed in 1836, the Talladega County Courthouse is the oldest courthouse in continuous use in Alabama. The courthouse was severely damaged by a 1925 fire and was significantly altered when rebuilt after the fire. In 1974, the Talladega County Judicial Building was constructed, and all judicial offices moved to that building. The courthouse was restored, and county administrative offices are now housed there. Talladega County also has a satellite courthouse in Sylacauga .*

**Judicial Circuit:** 29th

**Circuit Judges:**

Julian M. King (Presiding)

William E. Hollingsworth, III

**District Judges:**

Jeb S. Fannin

M. Ryan Rumsey

**Circuit Clerk:**

Brian T. York

**Address:**

Talladega County Courthouse

One Courthouse Square

Post Office Box 6137

Talladega, Alabama 35161

Talladega County Courthouse

400 North Norton

Sylacauga, Alabama 35150

**Telephone:**

(256) 761-2102 (Talladega)

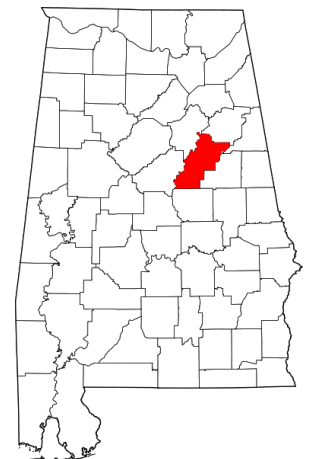
(256) 245-4352 (Sylacauga)

**Population:**

82,291

There were 2,102 cases filed in Talladega Circuit Court in fiscal year 2016. Of those, 42% were criminal cases, 29% were civil cases, and 29% were domestic cases. The Circuit Court disposed of 2,263 cases during the fiscal year.

During fiscal year 2016, 12,103 cases were filed in Talladega District Court. Of those, 15% were criminal cases, 56% were traffic cases, 13% were small claims, 3% were other civil cases, 7% were juvenile cases, and 6% were child support cases. The District Court disposed of 11,724 cases during the fiscal year.



# TALLAPOOSA COUNTY

Construction began in 1958 and was completed in 1960 on the Tallapoosa County Courthouse in Dadeville (pictured). Designed by Martin J. Lide of Birmingham and built by the Blair Construction Company of Alexander City, construction costs totaled \$600,000.

For over a century, Tallapoosa has maintained a satellite courthouse in Alexander City. In 1939, a city hall for Alexander City was constructed with the second floor devoted to the circuit clerk and court. This space is still used for its intended purpose.



There were 1,538 cases filed in Tallapoosa Circuit Court in fiscal year 2016. Of those, 51% were criminal cases, 23% were civil cases, and 26% were domestic cases. The Circuit Court disposed of 1,476 cases during the fiscal year.

During fiscal year 2016, 7,255 cases were filed in Tallapoosa District Court. Of those, 30% were criminal cases, 40% were traffic cases, 11% were small claims, 4% were other civil cases, 10% were juvenile cases, and 5% were child support cases. The District Court disposed of 6,739 cases during the fiscal year.



**Judicial Circuit:** 5th

**Circuit Judges:**

Tom F. Young, Jr. (Presiding)  
Ray D. Martin  
Steven R. Perryman

**District Judge:**

Clayton K. Taylor

**Circuit Clerk:**

Patrick C. Craddock

**Address:**

Tallapoosa County Courthouse  
125 North Broadnax Street  
Dadeville, Alabama 36853

Tallapoosa County Courthouse  
One Court Square  
Alexander City, Alabama 35010

**Telephone:**

(256) 825-1098 (Dadeville)  
(256) 234-4631 (Alex City)

**Population:**

41,616

# TUSCALOOSA COUNTY



*The Tuscaloosa County Courthouse was constructed in 1963-1964 at a cost of \$3 million. It was designed by Charles McCauley of Birmingham.*

**Judicial Circuit:** 6th

**Circuit Judges:**

James H. Roberts, Jr. (Presiding)  
M. Brad Almond  
John H. England, Jr.  
Elizabeth C. Hamner  
Philip N. Lisenby  
Charles R. Malone (retired 02/16)  
Allen W. May (appointed 05/16)

**District Judges:**

Joel R. Chandler  
James C. Guin, III

**Circuit Clerk:**

Margaria H. Bobo

**District Clerk:**

Elizabeth B. Hamner

**Address:**

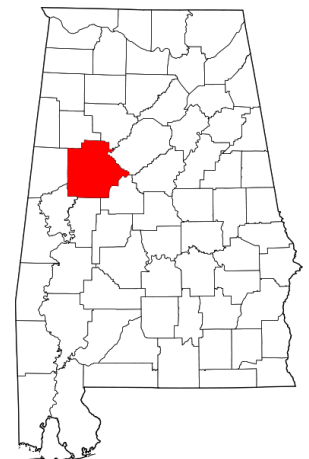
Tuscaloosa County Courthouse  
714 Greensboro Avenue  
Tuscaloosa, Alabama 35401

There were 10,655 cases filed in Tuscaloosa Circuit Court in fiscal year 2016. Of those, 44% were criminal cases, 16% were civil cases, 16% were domestic cases, 12% were juvenile cases, and 12% were child support cases. The Circuit Court disposed of 10,163 cases during the fiscal year.

During fiscal year 2016, 27,846 cases were filed in Tuscaloosa District Court. Of those, 21% were criminal cases, 59% were traffic cases, 14% were small claims, and 6% were other civil cases. The District Court disposed of 27,960 cases during the fiscal year.

**Telephone:**  
(205) 349-3870

**Population:**  
194,656



# WALKER COUNTY

*The Walker County Courthouse was built in 1933. Constructed of white limestone, it was designed by Charles H. McCauley. The courthouse was severely damaged by a tornado on April 3, 1974.*



**Judicial Circuit:** 14th

**Circuit Judges:**

Jerry K. Selman (Presiding)  
Hoyt M. Elliott, Jr.  
Hugh D. Farris, Jr.

**District Judges:**

Henry P. Allred  
Gregory M. Williams

**Circuit Clerk:**

Susan D. Odom

**Address:**

Walker County Courthouse  
Post Office Box 1389  
Jasper, Alabama 35502

**Telephone:**

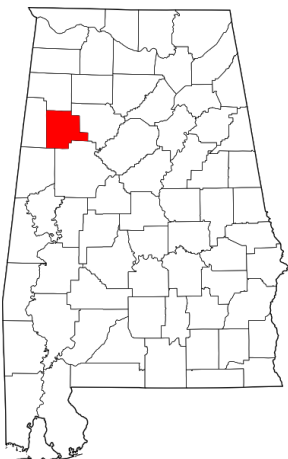
(205) 384-7025

**Population:**

67,023

There were 1,685 cases filed in Walker Circuit Court in fiscal year 2016. Of those, 30% were criminal cases, 27% were civil cases, and 43% were domestic cases. The Circuit Court disposed of 2,356 cases during the fiscal year.

During fiscal year 2016, 7,102 cases were filed in Walker District Court. Of those, 21% were criminal cases, 48% were traffic cases, 14% were small claims, 3% were other civil cases, 9% were juvenile cases and 5% were child support cases. The District Court disposed of 7,589 cases during the fiscal year.



# WASHINGTON COUNTY



*The Washington County Courthouse was constructed in 1965 at a cost of \$1 million. Governor George Wallace dedicated the courthouse on September 4, 1965.*

**Judicial Circuit:** 1st

**Circuit Judges:**

Gaines McCorquodale (Presiding)  
Charles R. Montgomery

**District Judge:**

Jerry L. Turner

**Circuit Clerk:**

Valerie B. Knapp

**Address:**

Washington County Courthouse  
Post Office Box 548  
Chatom, Alabama 36518

**Telephone:**

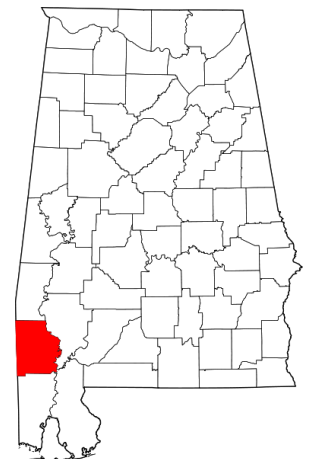
(251) 847-2239

**Population:**

17,581

There were 570 cases filed in Washington Circuit Court in fiscal year 2016. Of those, 41% were criminal cases, 17% were civil cases, and 42% were domestic cases. The Circuit Court disposed of 541 cases during the fiscal year.

During fiscal year 2016, 3,619 cases were filed in Washington District Court. Of those, 26% were criminal cases, 55% were traffic cases, 6% were small claims, 1% were other civil cases, 3% were juvenile cases, and 9% were child support cases. The District Court disposed of 3,400 cases during the fiscal year.





# WILCOX COUNTY

*The Wilcox County Courthouse was constructed in 1858. Designed by Alexander Bragg, brother of Confederate General Braxton Bragg, the Greek revival courthouse was built to resemble the courthouse designed by Robert Mills in Camden, South Carolina. Two additions were added to the courthouse in 1963. In 1978, a three-story courthouse annex was constructed one block from the courthouse, and all court operations were moved to the annex.*



**Judicial Circuit:** 4th

**Circuit Judges:**

Marvin W. Wiggins (Presiding)  
Jack W. Meigs (retired 03/16)  
Collins Pettaway, Jr.

**District Judge:**

Jo Celeste Pettaway

**Circuit Clerk:**

Ralph W. Ervin  
(supernumerary 09/16)  
Carolyn D. Posey  
(appointed 09/16)

**Address:**

Wilcox County Courthouse Annex  
Post Office Box 608  
12 Water Street  
Camden, Alabama 36726

**Telephone:**

(334) 682-4126

**Population:**

11,670

There were 204 cases filed in Wilcox Circuit Court in fiscal year 2016. Of those, 27% were criminal cases, 51% were civil cases, and 22% were domestic cases. The Circuit Court disposed of 174 cases during the fiscal year.

During fiscal year 2016, 2,125 cases were filed in Wilcox District Court. Of those, 32% were criminal cases, 45% were traffic cases, 6% were small claims, 1% were other civil cases, 2% were juvenile cases, and 14% were child support cases. The District Court disposed of 2,013 cases during the fiscal year.





*The neo-classical Winston County Courthouse was built in 1894 and remodeled in 1929. It is constructed of locally quarried sandstone.*

**Judicial Circuit:** 25th

**Circuit Judges:**

John H. Bentley  
(Presiding thru 01/16)  
Talmage Lee Carter  
(Presiding, effective 01/16)

**District Judge:**

Michael E. Newell

**Circuit Clerk:**

John D. Snoddy

**Address:**

Winston County Courthouse  
Post Office Box 309  
195 Main Street  
Double Springs, Alabama 35553

**Telephone:**

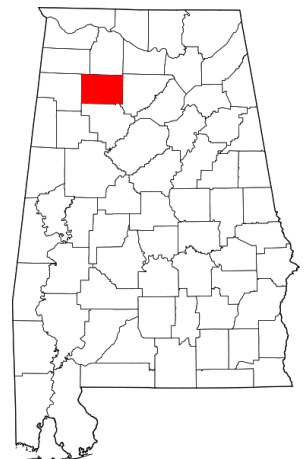
(205) 489-5533

**Population:**

24,484

There were 778 cases filed in Winston Circuit Court in fiscal year 2016. Of those, 56% were criminal cases, 16% were civil cases, and 28% were domestic cases. The Circuit Court disposed of 765 cases during the fiscal year.

During fiscal year 2016, 3,158 cases were filed in Winston District Court. Of those, 39% were criminal cases, 41% were traffic cases, 9% were small claims, 2% were other civil cases, 4% were juvenile cases, and 5% were child support cases. The District Court disposed of 3,121 cases during the fiscal year.



# CIRCUIT COURT CASELOAD STATISTICS, FY 2012- 2016

Circuit	County	Jurisdiction	Cases Filed					Change 2012-2016		Cases Disposed					Change 2012-2016		
			2012	2013	2014	2015	2016	# +/-	%	2012	2013	2014	2015	2016	# +/-	%	
1st	Choctaw	<b>Criminal</b>	178	118	117	183	221	43	24.2%	162	145	69	127	261	99	61.1%	
		Felony	140	84	82	127	66	-74	-52.9%	108	111	49	94	178	70	64.8%	
		Other	38	34	35	56	155	117	307.9%	54	34	20	33	83	29	53.7%	
		<b>Civil</b>	118	153	151	108	95	-23	-19.5%	146	130	136	138	105	-41	-28.1%	
		<b>Domestic</b>	105	120	123	114	92	-13	-12.4%	113	95	118	138	101	-12	-10.6%	
		Original	71	84	89	76	59	-12	-16.9%	92	73	93	97	63	-29	-31.5%	
		Modification	34	36	34	38	33	-1	-2.9%	21	22	25	41	38	17	81.0%	
		<b>Total</b>	401	391	391	405	408	7	1.7%	421	370	323	403	467	46	10.9%	
		Clarke	<b>Criminal</b>	676	649	553	485	460	-216	-32.0%	733	756	616	541	373	-360	-49.1%
			Felony	447	438	374	322	324	-123	-27.5%	495	493	416	361	255	-240	-48.5%
Other	229		211	179	163	136	-93	-40.6%	238	263	200	180	118	-120	-50.4%		
<b>Civil</b>	214		205	240	255	181	-33	-15.4%	223	231	214	245	221	-2	-0.9%		
<b>Domestic</b>	215		225	193	199	229	14	6.5%	227	218	202	200	208	-19	-8.4%		
Original	125		146	111	111	120	-5	-4.0%	132	135	125	119	110	-22	-16.7%		
Modification	90		79	82	88	109	19	21.1%	95	83	77	81	98	3	3.2%		
<b>Total</b>	1,105	1,079	986	939	870	-235	-21.3%	1,183	1,205	1,032	986	802	-381	-32.2%			
Washington	<b>Criminal</b>	216	251	289	309	234	18	8.3%	261	332	274	321	199	-62	-23.8%		
	Felony	107	144	159	135	104	-3	-2.8%	108	201	139	178	86	-22	-20.4%		
	Other	109	107	130	174	130	21	19.3%	153	131	135	143	113	-40	-26.1%		
	<b>Civil</b>	134	130	110	104	94	-40	-29.9%	147	142	103	105	106	-41	-27.9%		
	<b>Domestic</b>	217	227	217	234	242	25	11.5%	238	297	207	236	236	-2	-0.8%		
	Original	114	126	124	116	115	1	0.9%	126	138	130	106	124	-2	-1.6%		
	Modification	103	101	93	118	127	24	23.3%	112	159	77	130	112	0	0.0%		
<b>Total</b>	567	608	616	647	570	3	0.5%	646	771	584	662	541	-105	-16.3%			
1st Circuit Totals	<b>Criminal</b>	1,070	1,018	959	977	915	-155	-14.5%	1,156	1,233	959	989	833	-323	-27.9%		
	Felony	694	666	615	584	494	-200	-28.8%	711	805	604	633	519	-192	-27.0%		
	Other	376	352	344	393	421	45	12.0%	445	428	355	356	314	-131	-29.4%		
	<b>Civil</b>	466	488	501	467	370	-96	-20.6%	516	503	453	488	432	-84	-16.3%		
	<b>Domestic</b>	537	572	533	547	563	26	4.8%	578	610	527	574	545	-33	-5.7%		
	Original	310	356	324	303	294	-16	-5.2%	350	346	348	322	297	-53	-15.1%		
	Modification	227	216	209	244	269	42	18.5%	228	264	179	252	248	20	8.8%		
<b>Total</b>	2,073	2,078	1,993	1,991	1,848	-225	-10.9%	2,250	2,346	1,939	2,051	1,810	-440	-19.6%			
2nd	Butler	<b>Criminal</b>	404	373	364	409	417	13	3.2%	281	586	306	390	377	96	34.2%	
		Felony	220	162	172	226	226	6	2.7%	160	309	161	214	184	24	15.0%	
		Other	184	211	192	183	191	7	3.8%	121	277	145	175	193	72	59.5%	
		<b>Civil</b>	148	149	141	148	131	-17	-11.5%	145	175	129	155	128	-17	-11.7%	
		<b>Domestic</b>	187	189	183	221	152	-35	-18.7%	175	210	193	184	152	-23	-13.1%	
		Original	126	133	116	135	100	-26	-20.6%	133	131	115	122	91	-42	-31.6%	
		Modification	61	56	67	86	52	-9	-14.8%	42	79	78	62	61	19	45.2%	
	<b>Total</b>	739	711	688	778	700	-39	-5.3%	601	971	628	729	657	56	9.3%		
	Crenshaw	<b>Criminal</b>	120	88	113	175	146	26	21.7%	150	164	71	80	157	7	4.7%	
		Felony	58	48	49	39	60	2	3.4%	86	86	40	45	58	-28	-32.6%	
		Other	62	40	64	136	86	24	38.7%	64	78	31	35	99	35	54.7%	
		<b>Civil</b>	89	108	83	93	93	4	4.5%	125	88	85	90	107	-18	-14.4%	
		<b>Domestic</b>	192	180	199	184	151	-41	-21.4%	160	209	207	161	165	5	3.1%	
		Original	135	127	140	133	102	-33	-24.4%	114	153	140	117	106	-8	-7.0%	
		Modification	57	53	59	51	49	-8	-14.0%	46	56	67	44	59	13	28.3%	
	<b>Juvenile</b>	0	0	0	0	1	0	0.0%	0	0	0	0	0	0	0.0%		
	<b>Total</b>	401	376	395	452	391	-10	-2.5%	435	461	363	331	429	-6	-1.4%		
Lowndes	<b>Criminal</b>	119	135	97	166	173	54	45.4%	119	159	91	133	141	22	18.5%		
	Felony	75	72	59	52	73	-2	-2.7%	73	101	48	76	59	-14	-19.2%		
	Other	44	63	38	114	100	56	127.3%	46	58	43	57	82	36	78.3%		
	<b>Civil</b>	101	111	103	87	86	-15	-14.9%	126	130	89	124	81	-45	-35.7%		
	<b>Domestic</b>	89	89	82	112	92	3	3.4%	119	98	81	106	104	-15	-12.6%		
	Original	63	59	53	84	64	1	1.6%	81	65	56	76	75	-6	-7.4%		
	Modification	26	30	29	28	28	2	7.7%	38	33	25	30	29	-9	-23.7%		
<b>Total</b>	309	335	282	365	351	42	13.6%	364	387	261	363	326	-38	-10.4%			

# CIRCUIT COURT CASELOAD STATISTICS, FY 2012 - 2016

Circuit	County	Jurisdiction	Cases Filed					Change 2012-2016		Cases Disposed					Change 2012-2016		
			2012	2013	2014	2015	2016	# +/-	%	2012	2013	2014	2015	2016	# +/-	%	
2nd (Cont.)	2nd Circuit Totals	Criminal	643	596	574	750	736	93	14.5%	550	909	468	603	675	125	22.7%	
		Felony	353	282	280	317	359	6	1.7%	319	496	249	335	301	-18	-5.6%	
		Other	290	314	294	433	377	87	30.0%	231	413	219	268	374	143	61.9%	
		Civil	338	368	327	328	310	-28	-8.3%	396	393	303	369	316	-80	-20.2%	
		Domestic	468	458	464	517	395	-73	-15.6%	454	517	481	451	421	-33	-7.3%	
		Original	324	319	309	352	266	-58	-17.9%	328	349	311	315	272	-56	-17.1%	
		Modification	144	139	155	165	129	-15	-10.4%	126	168	170	136	149	23	18.3%	
		Juvenile	0	0	0	0	1	1	0.0%	0	0	0	0	0	0	0	0.0%
		Total	1,449	1,422	1,365	1,595	1,442	-7	-0.5%	1,400	1,819	1,252	1,423	1,412	12	0.9%	
3rd	Barbour—Clayton	Criminal	57	79	59	54	82	25	43.9%	54	77	64	67	63	9	16.7%	
		Felony	40	47	49	49	72	32	80.0%	34	48	44	61	55	21	61.8%	
		Other	17	32	10	5	10	-7	-41.2%	20	29	20	6	8	-12	-60.0%	
		Civil	93	87	74	59	63	-30	-32.3%	76	97	68	48	50	-26	-34.2%	
		Domestic	39	50	40	46	47	8	20.5%	44	29	35	29	23	-21	-47.7%	
		Original	31	40	35	34	34	3	9.7%	33	26	31	27	22	-11	-33.3%	
		Modification	8	10	5	12	13	5	62.5%	11	3	4	2	1	-10	-90.9%	
		Total	189	216	173	159	192	3	1.6%	174	203	167	144	136	-38	-21.8%	
		Barbour—Eufaula	Criminal	416	236	222	183	156	-260	-62.5%	443	305	235	181	185	-258	-58.2%
	Felony		295	191	196	165	147	-148	-50.2%	311	240	201	170	163	-148	-47.6%	
	Other		121	45	26	18	9	-112	-92.6%	132	65	34	11	22	-110	-83.3%	
	Civil		121	140	122	120	91	-30	-24.8%	128	140	136	108	81	-47	-36.7%	
	Domestic		178	155	191	160	195	17	9.6%	159	132	164	287	133	-26	-16.4%	
	Original		157	118	150	132	129	-28	-17.8%	147	114	145	268	119	-28	-19.0%	
	Modification		21	37	41	28	66	45	214.3%	12	18	19	19	14	2	16.7%	
	Total		715	531	535	463	442	-273	-38.2%	730	577	535	576	399	-331	-45.3%	
	Barbour		Criminal	473	315	281	237	238	-235	-49.7%	497	382	299	248	248	-249	-50.1%
		Felony	335	238	245	214	219	-116	-34.6%	345	288	245	231	218	-127	-36.8%	
		Other	138	77	36	23	19	-119	-86.2%	152	94	54	17	30	-122	-80.3%	
		Civil	214	227	196	179	154	-60	-28.0%	204	237	204	156	131	-73	-35.8%	
		Domestic	217	205	231	206	242	25	11.5%	203	161	199	316	156	-47	-23.2%	
		Original	188	158	185	166	163	-25	-13.3%	180	140	176	295	141	-39	-21.7%	
		Modification	29	47	46	40	79	50	172.4%	23	21	23	21	15	-8	-34.8%	
		Total	904	747	708	622	634	-270	-29.9%	904	780	702	720	535	-369	-40.8%	
		Bullock	Criminal	185	131	61	76	79	-106	-57.3%	151	163	89	65	67	-84	-55.6%
	Felony		115	77	47	50	50	-65	-56.5%	87	100	70	46	49	-38	-43.7%	
	Other		70	54	14	26	29	-41	-58.6%	64	63	19	19	18	-46	-71.9%	
Civil	107		122	107	96	114	7	6.5%	104	99	80	64	98	-6	-5.8%		
Domestic	53		43	30	47	37	-16	-30.2%	27	33	25	26	23	-4	-14.8%		
Original	40		34	18	38	24	-16	-40.0%	22	28	17	21	16	-6	-27.3%		
Modification	13		9	12	9	13	0	0.0%	5	5	8	5	7	2	40.0%		
Total	345		296	201	219	230	-115	-33.3%	282	295	194	155	188	-94	-33.3%		
3rd Circuit Totals	Criminal		658	446	342	313	317	-341	-51.8%	648	545	388	313	315	-333	-51.4%	
	Felony	450	315	292	264	269	-181	-40.2%	432	388	315	277	267	-165	-38.2%		
	Other	208	131	50	49	48	-160	-76.9%	216	157	73	36	48	-168	-77.8%		
	Civil	321	349	303	275	268	-53	-16.5%	308	336	284	220	229	-79	-25.6%		
	Domestic	270	248	261	253	279	9	3.3%	230	194	224	342	179	-51	-22.2%		
	Original	228	192	203	204	187	-41	-18.0%	202	168	193	316	157	-45	-22.3%		
	Modification	42	56	58	49	92	50	119.0%	28	26	31	26	22	-6	-21.4%		
	Total	1,249	1,043	909	841	864	-385	-30.8%	1,186	1,075	896	875	723	-463	-39.0%		
	4th	Bibb	Criminal	274	293	244	287	267	-7	-2.6%	269	271	246	266	223	-46	-17.1%
Felony			153	148	107	130	129	-24	-15.7%	147	136	120	109	104	-43	-29.3%	
Other			121	145	137	157	138	17	14.0%	122	135	126	157	119	-3	-2.5%	
Civil			153	130	136	140	126	-27	-17.6%	134	119	124	100	115	-19	-14.2%	
Domestic			256	251	226	239	250	-6	-2.3%	250	264	226	209	227	-23	-9.2%	
Original			170	138	135	168	166	-4	-2.4%	178	162	137	135	146	-32	-18.0%	
Modification			86	113	91	71	84	-2	-2.3%	72	102	89	74	81	9	12.5%	
Juvenile			1	1	1	0	0	-1	-100.0%	1	1	0	0	0	-1	-100.0%	
Total			684	675	607	666	643	-41	-6.0%	654	655	596	575	565	-89	-13.6%	

# CIRCUIT COURT CASELOAD STATISTICS, FY 2012 - 2016

Circuit	County	Jurisdiction	Cases Filed					Change 2012-2016		Cases Disposed					Change 2012-2016	
			2012	2013	2014	2015	2016	#+/-	%	2012	2013	2014	2015	2016	#+/-	%
4th (Cont.)	Dallas	Criminal	446	608	433	401	364	-82	-18.4%	468	498	441	336	317	-151	-32.3%
		Felony	264	389	259	255	224	-40	-15.2%	308	356	300	238	215	-93	-30.2%
		Other	182	219	174	146	140	-42	-23.1%	160	142	141	98	102	-58	-36.3%
		Civil	374	372	361	393	308	-66	-17.6%	352	322	316	321	222	-130	-36.9%
		Domestic	302	274	329	357	304	2	0.7%	233	256	277	292	246	13	5.6%
		Original	210	180	226	238	182	-28	-13.3%	173	186	195	196	143	-30	-17.3%
		Modification	92	94	103	119	122	30	32.6%	60	70	82	96	103	43	71.7%
	Juvenile	4	4	5	0	2	-2	-50.0%	5	3	5	0	2	-3	-60.0%	
	Total	1,126	1,258	1,128	1,151	978	-148	-13.1%	1,058	1,079	1,039	949	787	-271	-25.6%	
	Hale	Criminal	89	58	107	107	75	-14	-15.7%	57	116	48	84	81	24	42.1%
	Felony	78	44	88	76	56	-22	-28.2%	45	100	35	70	58	13	28.9%	
	Other	11	14	19	31	19	8	72.7%	12	16	13	14	23	11	91.7%	
	Civil	116	113	108	109	121	5	4.3%	129	115	94	97	112	-17	-13.2%	
	Domestic	81	88	85	122	111	30	37.0%	67	53	81	90	88	21	31.3%	
	Original	69	74	71	95	78	9	13.0%	58	49	75	78	69	11	19.0%	
	Modification	12	14	14	27	33	21	175.0%	9	4	6	12	19	10	111.1%	
	Total	286	259	300	338	307	21	7.3%	253	284	223	271	281	28	11.1%	
	Perry	Criminal	104	78	90	80	94	-10	-9.6%	99	100	87	95	102	3	3.0%
	Felony	60	41	51	46	39	-21	-35.0%	44	56	49	60	36	-8	-18.2%	
	Other	44	37	39	34	55	11	25.0%	55	44	38	35	66	11	20.0%	
Civil	102	73	111	109	100	-2	-2.0%	108	79	92	127	101	-7	-6.5%		
Domestic	60	40	52	46	47	-13	-21.7%	57	44	44	73	56	-1	-1.8%		
Original	42	31	34	31	28	-14	-33.3%	36	34	29	59	39	3	8.3%		
Modification	18	9	18	15	19	1	5.6%	21	10	15	14	17	-4	-19.0%		
Total	266	191	253	235	241	-25	-9.4%	264	223	223	295	259	-5	-1.9%		
Wilcox	Criminal	90	62	50	91	56	-34	-37.8%	69	86	54	54	53	-16	-23.2%	
Felony	72	44	34	75	46	-26	-36.1%	54	61	37	50	39	-15	-27.8%		
Other	18	18	16	16	10	-8	-44.4%	15	25	17	4	14	-1	-6.7%		
Civil	114	119	112	115	104	-10	-8.8%	112	91	109	96	82	-30	-26.8%		
Domestic	68	54	66	52	44	-24	-35.3%	58	46	58	54	39	-19	-32.8%		
Original	56	31	51	40	27	-29	-51.8%	47	32	45	42	27	-20	-42.6%		
Modification	12	23	15	12	17	5	41.7%	11	14	13	12	12	1	9.1%		
Total	272	235	228	258	204	-68	-25.0%	239	223	221	204	174	-65	-27.2%		
4th Circuit Totals	Criminal	1,003	1,099	924	966	856	-147	-14.7%	962	1,071	876	835	776	-186	-19.3%	
Felony	627	666	539	582	494	-133	-21.2%	598	709	541	527	452	-146	-24.4%		
Other	376	433	385	384	362	-14	-3.7%	364	362	335	308	324	-40	-11.0%		
Civil	859	807	828	866	759	-100	-11.6%	835	726	735	741	632	-203	-24.3%		
Domestic	767	707	758	816	756	-11	-1.4%	665	663	686	718	656	-9	-1.4%		
Original	547	454	517	572	481	-66	-12.1%	492	463	481	510	424	-68	-13.8%		
Modification	220	253	241	244	275	55	25.0%	173	200	205	208	232	59	34.1%		
Juvenile	5	5	6	0	2	-3	-60.0%	6	4	5	5	2	-4	-66.7%		
Total	2,634	2,618	2,516	2,648	2,373	-261	-9.9%	2,468	2,464	2,302	2,294	2,066	-402	-16.3%		
5th	Chambers	Criminal	620	497	966	730	639	19	3.1%	613	622	628	795	649	36	5.9%
		Felony	394	233	608	427	354	-40	-10.2%	366	381	376	426	355	-11	-3.0%
		Other	226	264	358	303	285	59	26.1%	247	241	252	369	294	47	19.0%
		Civil	284	245	275	216	230	-54	-19.0%	271	212	237	304	202	-69	-25.5%
		Domestic	333	278	305	305	282	-51	-15.3%	306	255	288	370	239	-67	-21.9%
		Original	237	192	225	228	196	-41	-17.3%	215	183	203	276	170	-45	-20.9%
		Modification	96	86	80	77	86	-10	-10.4%	91	72	85	94	69	-22	-24.2%
Total	1,237	1,020	1,546	1,251	1,151	-86	-7.0%	1,190	1,089	1,153	1,469	1,090	-100	-8.4%		

# CIRCUIT COURT CASELOAD STATISTICS, FY 2012 - 2016

Circuit	County	Jurisdiction	Cases Filed					Change 2012-2016		Cases Disposed					Change 2012-2016		
			2012	2013	2014	2015	2016	#+/-	%	2012	2013	2014	2015	2016	#+/-	%	
5th (Cont.)	Macon	Criminal	154	226	160	176	133	-21	-13.6%	131	179	242	161	135	4	3.1%	
		Felony	121	167	116	127	72	-49	-40.5%	109	126	195	113	90	-19	-17.4%	
		Other	33	59	44	49	61	28	84.8%	22	53	47	48	45	23	104.5%	
		Civil	188	221	220	207	190	2	1.1%	188	180	195	196	186	-2	-1.1%	
		Domestic	104	116	98	106	89	-15	-14.4%	66	92	72	88	74	8	12.1%	
		Original	92	100	80	91	78	-14	-15.2%	55	77	63	77	64	9	16.4%	
		Modification	12	16	18	15	11	-1	-8.3%	11	15	9	11	10	-1	-9.1%	
		Total	446	563	478	493	412	-34	-7.6%	385	451	509	448	396	11	2.9%	
		Randolph	Criminal	371	421	376	340	305	-66	-17.8%	264	409	423	364	319	55	20.8%
		Felony	231	249	227	180	150	-81	-35.1%	155	233	266	209	173	18	11.6%	
Other	140	172	149	160	155	15	10.7%	109	176	157	155	146	37	33.9%			
Civil	166	188	171	134	138	-28	-16.9%	173	186	186	218	150	-23	-13.3%			
Domestic	214	229	210	196	194	-20	-9.3%	212	195	200	250	191	-21	-9.9%			
Original	152	148	142	147	141	-11	-7.2%	157	140	134	171	139	-18	-11.5%			
Modification	62	81	68	49	53	-9	-14.5%	55	55	66	79	52	-3	-5.5%			
Total	751	838	757	670	637	-114	-15.2%	649	790	809	832	660	11	1.7%			
Tallapoosa—	Alexander City	Criminal	721	637	753	710	485	-236	-32.7%	514	772	754	712	475	-39	-7.6%	
Felony		436	324	444	519	307	-129	-29.6%	263	488	468	545	329	66	25.1%		
Other		285	313	309	191	178	-107	-37.5%	251	284	286	167	146	-105	-41.8%		
Civil		218	214	217	181	211	-7	-3.2%	201	179	200	159	142	-59	-29.4%		
Domestic		238	244	235	227	214	-24	-10.1%	229	231	215	221	195	-34	-14.8%		
Original		162	161	155	158	132	-30	-18.5%	146	151	151	152	128	-18	-12.3%		
Modification		76	83	80	69	82	6	7.9%	83	80	64	69	67	-16	-19.3%		
Total		1,177	1,095	1,205	1,118	910	-267	-22.7%	944	1,182	1,169	1,092	812	-132	-14.0%		
Tallapoosa—		Dadeville	Criminal	310	370	310	403	297	-13	-4.2%	329	306	290	345	373	44	13.4%
Felony			175	248	202	277	215	40	22.9%	196	193	185	223	254	58	29.6%	
Other	135		122	108	126	82	-53	-39.3%	133	113	105	122	119	-14	-10.5%		
Civil	157		145	163	111	137	-20	-12.7%	150	114	187	272	119	-31	-20.7%		
Domestic	191		201	173	176	194	3	1.6%	165	167	217	327	172	7	4.2%		
Original	117		142	124	128	123	6	5.1%	104	127	146	193	119	15	14.4%		
Modification	74	59	49	48	71	-3	-4.1%	61	40	71	134	53	-8	-13.1%			
Total	658	716	646	690	628	-30	-4.6%	645	587	695	944	664	19	2.9%			
Tallapoosa		Criminal	1,031	1,007	1,063	1,113	782	-249	-24.2%	843	1,078	1,044	1,057	848	5	0.6%	
Felony		611	572	646	796	522	-89	-14.6%	459	681	653	768	583	124	27.0%		
Other		420	435	417	317	260	-160	-38.1%	384	397	391	289	265	-119	-31.0%		
Civil		375	359	380	292	348	-27	-7.2%	351	293	387	431	261	-90	-25.6%		
Domestic		429	445	408	403	408	-21	-4.9%	394	398	432	548	367	-27	-6.9%		
Original		279	303	279	286	255	-24	-8.6%	250	278	297	345	247	-3	-1.2%		
Modification		150	142	129	117	153	3	2.0%	144	120	135	203	120	-24	-16.7%		
Total	1,835	1,811	1,851	1,808	1,538	-297	-16.2%	1,589	1,769	1,864	2,036	1,476	-113	-7.1%			
5th Circuit Totals		Criminal	2,176	2,151	2,565	2,359	1,859	-317	-14.6%	1,851	2,288	2,337	2,377	1,951	100	5.4%	
		Felony	1,357	1,221	1,597	1,530	1,098	-259	-19.1%	1,089	1,421	1,490	1,516	1,201	112	10.3%	
		Other	819	930	968	829	761	-58	-7.1%	762	867	847	861	750	-12	-1.6%	
		Civil	1,013	1,013	1,046	849	906	-107	-10.6%	983	871	1,005	1,149	799	-184	-18.7%	
		Domestic	1,080	1,068	1,021	1,010	973	-107	-9.9%	978	940	992	1,256	871	-107	-10.9%	
		Original	760	743	726	752	670	-90	-11.8%	677	678	697	869	620	-57	-8.4%	
		Modification	320	325	295	258	303	-17	-5.3%	301	262	295	387	251	-50	-16.6%	
		Total	4,269	4,232	4,632	4,222	3,738	-531	-12.4%	3,813	4,099	4,335	4,785	3,622	-191	-5.0%	

# CIRCUIT COURT CASELOAD STATISTICS, FY 2012 - 2016

Circuit	County	Jurisdiction	Cases Filed					Change 2012-2016		Cases Disposed					Change 2012-2016		
			2012	2013	2014	2015	2016	#+/-	%	2012	2013	2014	2015	2016	#+/-	%	
6th	Tuscaloosa	Criminal	4,596	4,887	4,130	5,024	4,645	49	1.1%	4,168	4,717	5,027	1,068	4,416	248	6.0%	
		Felony	2,469	2,949	1,656	2,449	2,273	-196	-7.9%	2,337	2,942	2,937	-24	2,158	-179	-7.7%	
		Other	2,127	1,938	2,474	2,575	2,372	245	11.5%	1,831	1,775	2,090	1,092	2,258	427	23.3%	
		Civil	1,812	1,917	1,842	1,721	1,714	-98	-5.4%	1,716	1,969	1,940	-119	1,512	-204	-11.9%	
		Domestic	2,101	1,885	1,876	1,837	1,764	-337	-16.0%	2,106	2,032	1,977	-120	1,757	-349	-16.6%	
		Original	1,524	1,441	1,431	1,418	1,374	-150	-9.8%	1,568	1,494	1,493	-107	1,381	-187	-11.9%	
		Modification	577	444	445	419	390	-187	-32.4%	538	538	484	-13	376	-162	-30.1%	
		Juvenile	1,584	1,339	1,282	1,201	1,246	-338	-21.3%	1,559	1,339	1,201	-685	1,244	-315	-20.2%	
		Child Support	1,247	1,487	1,417	1,318	1,286	39	3.1%	1,112	1,406	1,502	674	1,234	122	11.0%	
		Total	11,340	11,515	10,547	11,101	10,655	-685	-6.0%	10,661	11,463	11,647	818	10,163	-498	-4.7%	
7th	Calhoun	Criminal	2,491	2,865	3,461	3,140	3,736	1,245	50.0%	2,904	2,713	2,895	-170	3,817	913	31.4%	
		Felony	1,496	1,812	1,970	1,896	2,006	510	34.1%	1,777	1,591	1,626	-246	2,030	253	14.2%	
		Other	995	1,053	1,491	1,244	1,730	735	73.9%	1,127	1,122	1,269	76	1,787	660	58.6%	
		Civil	831	861	838	791	688	-143	-17.2%	807	831	810	100	775	-32	-4.0%	
		Domestic	1,437	1,645	1,554	1,464	1,492	55	3.8%	1,586	1,684	1,587	65	1,524	-62	-3.9%	
		Original	1,032	1,185	1,116	1,062	1,110	78	7.6%	1,185	1,199	1,145	-1	1,137	-48	-4.1%	
		Modification	405	460	438	402	382	-23	-5.7%	401	485	442	66	387	-14	-3.5%	
		Juvenile	1,041	1,145	1,174	1,127	1,061	20	1.9%	1,024	1,077	1,098	37	1,082	58	5.7%	
		Child Support	1,150	1,253	1,216	1,191	1,210	60	5.2%	984	1,277	1,275	99	1,317	333	33.8%	
		Total	6,950	7,769	8,243	7,713	8,187	1,237	17.8%	7,305	7,582	7,665	131	8,515	1,210	16.6%	
	Cleburne	Criminal	347	363	260	368	623	276	79.5%	339	481	289	-199	466	127	37.5%	
		Felony	206	118	125	211	334	128	62.1%	208	204	119	-89	243	35	16.8%	
		Other	141	245	135	157	289	148	105.0%	131	277	170	-110	223	92	70.2%	
		Civil	95	126	74	98	76	-19	-20.0%	124	119	81	43	70	-54	-43.5%	
		Domestic	245	223	243	226	241	-4	-1.6%	280	241	204	17	274	-6	-2.1%	
		Original	135	128	157	145	154	19	14.1%	156	122	120	33	177	21	13.5%	
		Modification	110	95	86	81	87	-23	-20.9%	124	119	84	-16	97	-27	-21.8%	
		Juvenile															
		Child Support															
Total	687	712	577	692	940	253	36.8%	743	841	574	764	810	67	9.0%			
7th Circuit Totals	Criminal	2,838	3,228	3,721	3,508	4,359	1,521	53.6%	3,243	3,194	3,184	3,547	4,283	1,040	32.1%		
	Felony	1,702	1,930	2,095	2,107	2,340	638	37.5%	1,985	1,795	1,745	2,036	2,273	288	14.5%		
	Other	1,136	1,298	1,626	1,401	2,019	883	77.7%	1,258	1,399	1,439	1,511	2,010	752	59.8%		
	Civil	926	987	912	889	764	-162	-17.5%	931	950	891	1,124	845	-86	-9.2%		
	Domestic	1,682	1,868	1,797	1,690	1,733	51	3.0%	1,866	1,925	1,791	1,931	1,798	-68	-3.6%		
	Original	1,167	1,313	1,273	1,207	1,264	97	8.3%	1,341	1,321	1,265	1,378	1,314	-27	-2.0%		
	Modification	515	555	524	483	469	-46	-8.9%	525	604	526	553	484	-41	-7.8%		
	Juvenile	1,041	1,145	1,174	1,127	1,061	20	1.9%	1,024	1,077	1,098	1,173	1,082	58	5.7%		
	Child Support	1,150	1,253	1,216	1,191	1,210	60	5.2%	984	1,277	1,275	1,219	1,317	333	33.8%		
	Total	7,637	8,481	8,820	8,405	9,127	1,490	19.5%	8,048	8,423	8,239	8,994	9,325	1,277	15.9%		
8th	Morgan	Criminal	1,786	2,091	2,107	2,007	2,584	798	44.7%	1,351	1,587	2,089	2,206	2,283	932	69.0%	
		Felony	762	1,023	938	767	1,141	379	49.7%	605	611	1,096	993	804	199	32.9%	
		Other	1,024	1,068	1,169	1,240	1,443	419	40.9%	746	976	993	1,213	1,479	733	98.3%	
		Civil	785	843	840	644	650	-135	-17.2%	805	758	805	754	727	-78	-9.7%	
		Domestic	1,722	1,436	1,404	1,461	1,412	-310	-18.0%	1,759	1,607	1,394	1,443	1,500	-259	-14.7%	
		Original	1,219	908	850	859	886	-333	-27.3%	1,371	1,016	861	867	909	-462	-33.7%	
		Modification	503	528	554	602	526	23	4.6%	388	591	533	576	591	203	52.3%	
		Total	4,293	4,370	4,352	4,113	4,646	353	8.2%	3,917	3,952	4,288	4,404	4,510	593	15.1%	

# CIRCUIT COURT CASELOAD STATISTICS, FY 2012 - 2016

Circuit	County	Jurisdiction	Cases Filed					Change 2012-2016		Cases Disposed					Change 2012-2016			
			2012	2013	2014	2015	2016	#+/-	%	2012	2013	2014	2015	2016	#+/-	%		
9th	Cherokee	Criminal	568	642	613	554	589	21	3.7%	804	722	737	569	563	-241	-30.0%		
		Felony	303	322	335	245	219	-84	-27.7%	381	403	425	250	237	-144	-37.8%		
		Other	265	320	278	309	370	105	39.6%	423	319	312	319	326	-97	-22.9%		
		Civil	168	178	159	176	155	-13	-7.7%	202	212	154	155	170	-32	-15.8%		
		Domestic	334	344	348	319	322	-12	-3.6%	283	348	359	292	325	42	14.8%		
		Original	161	157	189	170	156	-5	-3.1%	150	157	197	158	169	19	12.7%		
		Modification	173	187	159	149	166	-7	-4.0%	133	191	162	134	156	23	17.3%		
		Total	1,070	1,164	1,120	1,049	1,066	-4	-0.4%	1,289	1,282	1,250	1,016	1,058	-231	-17.9%		
		DeKalb	Criminal	Criminal	452	567	453	573	881	429	94.9%	1,031	773	739	638	896	-135	-13.1%
				Felony	322	444	362	458	755	433	134.5%	527	390	430	382	479	-48	-9.1%
Other	130			123	91	115	126	-4	-3.1%	504	383	309	256	417	-87	-17.3%		
Civil	372			420	371	378	358	-14	-3.8%	521	422	415	443	374	-147	-28.2%		
Domestic	832			743	759	683	722	-110	-13.2%	858	768	748	675	672	-186	-21.7%		
Original	612			540	541	484	549	-63	-10.3%	609	564	518	466	510	-99	-16.3%		
Modification	220			203	218	199	173	-47	-21.4%	249	204	230	209	162	-87	-34.9%		
Juvenile	0			0	0	0	3	0	0.0%	0	0	0	0	3	0	0.0%		
Total	1,656			1,730	1,583	1,634	1,964	308	18.6%	2,411	1,963	1,902	1,756	1,945	-466	-19.3%		
9th Circuit Totals	Criminal			Criminal	1,020	1,209	1,066	1,127	1,470	450	44.1%	1,835	1,495	1,476	1,207	1,459	-376	-20.5%
		Felony	625	766	697	703	974	349	55.8%	908	793	855	632	716	-192	-21.1%		
		Other	395	443	369	424	496	101	25.6%	927	702	621	575	743	-184	-19.8%		
		Civil	540	598	530	554	513	-27	-5.0%	723	634	569	598	544	-179	-24.8%		
		Domestic	1,166	1,087	1,107	1,002	1,044	-122	-10.5%	1,141	1,116	1,107	967	997	-144	-12.6%		
		Original	773	697	697	654	705	-68	-8.8%	759	721	715	624	679	-80	-10.5%		
		Modification	393	390	377	348	339	-54	-13.7%	382	395	392	343	318	-64	-16.8%		
		Juvenile	0	0	0	0	3	0	0.0%	0	0	0	0	3	3	0.0%		
		Total	2,726	2,894	2,703	2,683	3,030	304	11.2%	3,700	3,245	3,152	2,772	3,003	-697	-18.8%		
		10th	Jefferson- Bessemer	Criminal	1,679	2,058	1,961	2,079	2,034	355	21.1%	2,060	1,752	1,706	1,908	1,728	-332	-16.1%
Felony	1,345			1,515	1,316	1,425	1,436	91	6.8%	1,649	1,261	1,192	1,383	1,197	-452	-27.4%		
Other	334			543	645	654	598	264	79.0%	411	491	514	525	531	120	29.2%		
Civil	1,216			1,033	1,023	1,001	944	-272	-22.4%	1,341	1,031	1,058	985	856	-485	-36.2%		
Domestic	1,021			1,115	1,006	1,008	970	-51	-5.0%	1,057	908	856	1,019	785	-272	-25.7%		
Original	831			893	819	812	788	-43	-5.2%	824	727	745	891	690	-134	-16.3%		
Modification	190			222	187	196	182	-8	-4.2%	233	181	111	128	95	-138	-59.2%		
Juvenile	Reported in District Court			1,181	1,176	896	806	N/A	N/A	Reported in District Court	1,430	1,060	1,005	831	N/A	N/A		
Child Support	982			1,024	1,082	1,216	N/A	N/A	584	1,507	3,293	1,168	N/A	N/A				
Total	3,916			6,369	6,190	6,066	5,970	2,054	52.5%	4,458	5,705	6,187	8,210	5,368	910	20.4%		
Jefferson- Birmingham	Criminal	Criminal	6,080	5,127	5,927	6,023	5,821	-259	-4.3%	5,898	5,004	5,514	5,692	5,378	-520	-8.8%		
		Felony	3,725	2,910	3,376	3,878	3,426	-299	-8.0%	3,453	2,944	3,020	3,642	3,313	-140	-4.1%		
		Other	2,355	2,217	2,551	2,145	2,395	40	1.7%	2,445	2,060	2,494	2,050	2,065	-380	-15.5%		
		Civil	6,078	6,301	5,977	5,504	5,270	-808	-13.3%	6,573	6,284	6,074	5,337	5,155	-1,418	-21.6%		
		Domestic	4,734	4,395	4,388	4,461	4,487	-247	-5.2%	4,291	3,905	4,322	4,361	4,589	298	6.9%		
		Original	3,606	3,246	3,414	3,519	3,557	-49	-1.4%	3,447	3,050	3,351	3,311	3,549	102	3.0%		
		Modification	1,128	1,149	974	942	930	-198	-17.6%	844	855	971	1,050	1,040	196	23.2%		
		Juvenile	4,194	4,107	3,740	3,078	2,923	-1,271	-30.3%	3,408	4,463	3,802	3,123	2,869	-539	-15.8%		
		Child Support	5,878	5,535	4,674	3,358	3,341	-2,537	-43.2%	3,526	4,076	11,067	5,293	3,234	-292	-8.3%		
		Total	26,964	25,465	24,706	22,424	21,842	-5,122	-19.0%	23,696	23,732	30,779	23,806	21,225	-2,471	-10.4%		
10th Circuit Totals	Criminal	Criminal	7,759	7,185	7,888	8,102	7,855	96	1.2%	7,958	6,756	7,220	7,600	7,106	-852	-10.7%		
		Felony	5,070	4,425	4,692	5,303	4,862	-208	-4.1%	5,102	4,205	4,212	5,025	4,510	-592	-11.6%		
		Other	2,689	2,760	3,196	2,799	2,993	304	11.3%	2,856	2,551	3,008	2,575	2,596	-260	-9.1%		
		Civil	7,294	7,334	7,000	6,505	6,214	-1,080	-14.8%	7,914	7,315	7,132	6,322	6,011	-1,903	-24.0%		
		Domestic	5,755	5,510	5,394	5,469	5,457	-298	-5.2%	5,348	4,813	5,178	5,380	5,374	26	0.5%		
		Original	4,437	4,139	4,233	4,331	4,345	-92	-2.1%	4,271	3,777	4,096	4,202	4,239	-32	-0.7%		
		Modification	1,318	1,371	1,161	1,138	1,112	-206	-15.6%	1,077	1,036	1,082	1,178	1,135	58	5.4%		
		Juvenile	4,194	5,288	4,916	3,974	3,729	-465	-11.1%	3,910	5,893	4,862	4,128	3,700	-210	-5.4%		
		Child Support	5,878	6,517	5,698	4,440	4,557	-1,321	-22.5%	3,882	4,660	12,574	8,586	4,402	520	13.4%		
		Total	30,880	31,834	30,896	28,490	27,812	-3,068	-9.9%	28,154	29,437	36,966	32,016	26,593	-1,561	-5.5%		



# CIRCUIT COURT CASELOAD STATISTICS, FY 2012 - 2016

Circuit	County	Jurisdiction	Cases Filed					Change 2012-2016		Cases Disposed					Change 2012-2016			
			2012	2013	2014	2015	2016	#+/-	%	2012	2013	2014	2015	2016	#+/-	%		
11th	Lauderdale	Criminal	750	1,014	1,182	1,396	1,326	576	76.8%	735	884	1,264	1,428	1,442	707	96.2%		
		Felony	629	631	620	626	617	-12	-1.9%	617	587	767	701	719	102	16.5%		
		Other	121	383	562	770	709	588	486.0%	118	297	497	727	723	605	512.7%		
		Civil	569	533	576	509	436	-133	-23.4%	493	472	732	705	459	-34	-6.9%		
		Domestic	1,215	1,131	1,076	1,061	960	-255	-21.0%	1,128	1,093	1,027	1,118	1,057	-71	-6.3%		
		Original	833	825	779	758	668	-165	-19.8%	779	772	739	774	718	-61	-7.8%		
		Modification	382	306	297	303	292	-90	-23.6%	349	321	288	344	339	-10	-2.9%		
		Juvenile	933	1,230	1,153	1,052	1,038	105	11.3%	931	1,157	1,144	1,005	1,071	140	15.0%		
		Child Support	571	860	772	781	655	84	14.7%	580	706	727	805	633	53	9.1%		
		Total	4,038	4,768	4,759	4,799	4,415	377	9.3%	3,867	4,312	4,894	5,061	4,662	795	20.6%		
12th	Coffee—	Criminal	174	102	112	246	196	22	12.6%	224	176	132	112	195	-29	-12.9%		
		Felony	76	29	67	177	74	-2	-2.6%	102	69	70	65	146	44	43.1%		
	Other	98	73	45	69	122	24	24.5%	122	107	62	47	49	-73	-59.8%			
	Civil	118	122	103	104	96	-22	-18.6%	128	127	76	94	100	-28	-21.9%			
	Domestic	139	113	145	115	120	-19	-13.7%	152	94	132	106	118	-34	-22.4%			
	Original	75	58	93	74	69	-6	-8.0%	83	54	78	73	68	-15	-18.1%			
	Modification	64	55	52	41	51	-13	-20.3%	69	40	54	33	50	-19	-27.5%			
	Total	431	337	360	465	412	-19	-4.4%	504	397	340	312	413	-91	-18.1%			
	Coffee—	Criminal	600	659	634	587	860	260	43.3%	729	638	650	693	629	-100	-13.7%		
		Felony	257	321	268	311	416	159	61.9%	329	297	305	352	307	-22	-6.7%		
	Enterprise	Other	343	338	366	276	444	101	29.4%	400	341	345	341	322	-78	-19.5%		
		Civil	357	296	339	313	309	-48	-13.4%	378	277	281	312	324	-54	-14.3%		
		Domestic	452	405	432	446	383	-69	-15.3%	502	382	391	397	419	-83	-16.5%		
		Original	290	263	287	294	249	-41	-14.1%	313	251	264	264	265	-48	-15.3%		
		Modification	162	142	145	152	134	-28	-17.3%	189	131	127	133	154	-35	-18.5%		
		Total	1,409	1,360	1,405	1,346	1,552	143	10.1%	1,609	1,297	1,322	1,402	1,372	-237	-14.7%		
	Coffee		Criminal	774	761	746	833	1056	282	36.4%	953	814	782	805	824	-129	-13.5%	
			Felony	333	350	335	488	490	157	47.1%	431	366	375	417	453	22	5.1%	
			Other	441	411	411	345	566	125	28.3%	522	448	407	388	371	-151	-28.9%	
			Civil	475	418	442	417	405	-70	-14.7%	506	404	357	406	424	-82	-16.2%	
Domestic			591	518	577	561	503	-88	-14.9%	654	476	523	503	537	-117	-17.9%		
Original			365	321	380	368	318	-47	-12.9%	396	305	342	337	333	-63	-15.9%		
Modification			226	197	197	193	185	-41	-18.1%	258	171	181	166	204	-54	-20.9%		
Total			1,840	1,697	1,765	1,811	1,964	124	6.7%	2,113	1,694	1,662	1,714	1,785	-328	-15.5%		
Pike				Criminal	598	432	562	594	588	-10	-1.7%	582	548	500	539	634	52	8.9%
				Felony	313	192	305	358	275	-38	-12.1%	340	281	283	288	343	3	0.9%
	Other	285		240	257	236	313	28	9.8%	242	267	217	251	291	49	20.2%		
	Civil	273		324	303	275	293	20	7.3%	295	251	264	290	293	-2	-0.7%		
	Domestic	297		223	226	250	190	-107	-36.0%	311	245	208	256	181	-130	-41.8%		
	Original	143		133	138	154	111	-32	-22.4%	151	142	126	163	99	-52	-34.4%		
	Modification	154	90	88	96	79	-75	-48.7%	160	103	82	93	82	-78	-48.8%			
	Total	1,168	979	1,091	1,119	1,071	-97	-8.3%	1,188	1,044	972	1,085	1,108	-80	-6.7%			
12th Circuit	Totals	Criminal	1,372	1,193	1,308	1,427	1,644	272	19.8%	1,535	1,362	1,282	1,344	1,458	-77	-5.0%		
		Felony	646	542	640	846	765	119	18.4%	771	647	658	705	796	25	3.2%		
		Other	726	651	668	581	879	153	21.1%	764	715	624	639	662	-102	-13.4%		
		Civil	748	742	745	692	698	-50	-6.7%	801	655	621	696	717	-84	-10.5%		
		Domestic	888	741	803	811	693	-195	-22.0%	965	721	731	759	718	-247	-25.6%		
		Original	508	454	518	522	429	-79	-15.6%	547	447	468	500	432	-115	-21.0%		
		Modification	380	287	285	289	264	-116	-30.5%	418	274	263	259	286	-132	-31.6%		
		Total	3,008	2,676	2,856	2,930	3,035	27	0.9%	3,301	2,738	2,634	2,799	2,893	-408	-12.4%		

# CIRCUIT COURT CASELOAD STATISTICS, FY 2012 - 2016

Circuit	County	Jurisdiction	Cases Filed					Change 2012-2016		Cases Disposed					Change 2012-2016	
			2012	2013	2014	2015	2016	#+/-	%	2012	2013	2014	2015	2016	#+/-	%
13th	Mobile	Criminal	8,442	9,051	9,406	10,812	11,745	3,303	39.1%	9,778	9,430	9,679	9,849	11,895	2,117	21.7%
		Felony	3,286	3,858	4,162	5,441	5,477	2,191	66.7%	4,248	3,926	4,083	4,705	5,677	1,429	33.6%
		Other	5,156	5,193	5,244	5,371	6,268	1,112	21.6%	5,530	5,504	5,596	5,144	6,218	688	12.4%
		Civil	3,903	3,749	3,922	3,525	3,019	-884	-22.6%	3,940	3,960	4,108	4,020	3,081	-859	-21.8%
		Domestic	4,657	3,946	3,574	3,755	3,814	-843	-18.1%	4,274	4,035	3,762	3,781	3,932	-342	-8.0%
		Original	3,532	2,907	2,597	2,791	2,780	-752	-21.3%	3,330	3,058	2,741	2,799	2,880	-450	-13.5%
		Modification	1,125	1,039	977	964	1,034	-91	-8.1%	944	977	1,021	982	1,052	108	11.4%
		Juvenile	4,059	4,704	4,461	4,461	4,064	5	0.1%	3,987	4,378	4,739	3,929	4,285	298	7.5%
		Child Support	4,027	5,036	4,862	4,862	3,731	-296	-7.4%	4,265	4,595	3,745	4,817	3,980	-285	-6.7%
<b>Total</b>	<b>25,088</b>	<b>26,486</b>	<b>26,225</b>	<b>26,627</b>	<b>26,373</b>	<b>1,285</b>	<b>5.1%</b>	<b>26,244</b>	<b>26,398</b>	<b>26,033</b>	<b>26,396</b>	<b>27,173</b>	<b>929</b>	<b>3.5%</b>		
14th	Walker	Criminal	819	869	710	528	500	-319	-38.9%	785	717	734	690	768	-17	-2.2%
		Felony	574	611	519	302	288	-286	-49.8%	514	494	523	424	409	-105	-20.4%
		Other	245	258	191	226	212	-33	-13.5%	271	223	211	266	359	88	32.5%
		Civil	621	581	597	540	459	-162	-26.1%	552	606	662	1,125	725	173	31.3%
		Domestic	766	666	670	674	725	-41	-5.4%	727	524	648	1,029	863	136	18.7%
		Original	584	471	466	469	505	-79	-13.5%	553	406	523	627	584	31	5.6%
		Modification	182	195	204	205	220	38	20.9%	174	118	125	402	279	105	60.3%
		Juvenile	974	Reported in District Court					839	Reported in District Court						
		<b>Total</b>	<b>3,180</b>	<b>2,116</b>	<b>1,977</b>	<b>1,742</b>	<b>1,685</b>	<b>-1,495</b>	<b>-47.0%</b>	<b>2,903</b>	<b>1,847</b>	<b>2,044</b>	<b>2,844</b>	<b>2,356</b>	<b>-547</b>	<b>-18.8%</b>
15th	Montgomery	Criminal	2,052	2,260	2,349	2,103	2,475	423	20.6%	2,186	2,290	2,530	2,251	2,524	338	15.5%
		Felony	1,437	1,356	1,386	1,187	1,439	2	0.1%	1,609	1,416	1,564	1,403	1,506	-103	-6.4%
		Other	615	904	963	916	1,036	421	68.5%	577	874	966	848	1,018	441	76.4%
		Civil	3,054	3,106	2,941	2,891	2,553	-501	-16.4%	3,270	3,046	3,247	2,940	2,667	-603	-18.4%
		Domestic	2,280	2,317	2,305	2,358	2,450	170	7.5%	2,297	2,403	2,270	2,363	2,293	-4	-0.2%
		Original	1,660	1,678	1,701	1,677	1,825	165	9.9%	1,660	1,773	1,624	1,702	1,702	42	2.5%
		Modification	620	639	604	681	625	5	0.8%	637	630	646	661	591	-46	-7.2%
		Juvenile	2,037	2,403	2,169	1,935	2,155	118	5.8%	1,846	2,236	2,276	1,787	2,165	319	17.3%
		Child Support	3,139	3,215	3,025	3,085	2,996	-143	-4.6%	3,137	3,225	3,043	3,150	2,852	-285	-9.1%
<b>Total</b>	<b>12,562</b>	<b>13,301</b>	<b>12,789</b>	<b>12,372</b>	<b>12,629</b>	<b>67</b>	<b>0.5%</b>	<b>12,736</b>	<b>13,200</b>	<b>13,366</b>	<b>12,491</b>	<b>12,501</b>	<b>-235</b>	<b>-1.8%</b>		
16th	Etowah	Criminal	1,928	2,449	1,892	2,356	2,301	373	19.3%	1,900	2,197	2,626	2,387	2,519	619	32.6%
		Felony	1,382	1,466	817	1,168	1,054	-328	-23.7%	1,254	1,412	1,443	1,233	1,309	55	4.4%
		Other	546	983	1,075	1,188	1,247	701	128.4%	646	785	1,183	1,154	1,210	564	87.3%
		Civil	1,271	1,295	1,218	1,217	1,126	-145	-11.4%	1,150	1,429	1,256	1,316	1,192	42	3.7%
		Domestic	1,544	1,480	1,399	1,408	1,483	-61	-4.0%	1,519	1,452	1,387	1,326	1,426	-93	-6.1%
		Original	830	740	714	709	741	-89	-10.7%	815	808	728	687	680	-135	-16.6%
		Modification	714	740	685	699	742	28	3.9%	704	644	659	639	746	42	6.0%
		<b>Total</b>	<b>4,743</b>	<b>5,224</b>	<b>4,512</b>	<b>4,985</b>	<b>4,910</b>	<b>167</b>	<b>3.5%</b>	<b>4,570</b>	<b>5,078</b>	<b>5,269</b>	<b>5,032</b>	<b>5,137</b>	<b>567</b>	<b>12.4%</b>
		17th	Greene	Criminal	38	44	70	79	59	21	55.3%	50	47	60	37	76
Felony	27			40	45	70	48	21	77.8%	36	41	51	32	56	20	55.6%
Other	11			4	25	9	11	0	0.0%	14	6	9	5	20	6	42.9%
Civil	71			69	97	86	105	34	47.9%	85	83	101	75	100	15	17.6%
Domestic	36			31	46	36	21	-15	-41.7%	39	25	42	42	40	1	2.6%
Original	28			23	33	30	12	-16	-57.1%	20	24	32	31	29	9	45.0%
Modification	8			8	13	6	9	1	12.5%	19	1	10	11	11	-8	-42.1%
<b>Total</b>	<b>145</b>			<b>144</b>	<b>213</b>	<b>201</b>	<b>185</b>	<b>40</b>	<b>27.6%</b>	<b>174</b>	<b>155</b>	<b>203</b>	<b>154</b>	<b>216</b>	<b>42</b>	<b>24.1%</b>
Marengo	Criminal			264	288	224	137	189	-75	-28.4%	296	349	287	201	173	-123
	Felony		248	278	212	130	180	-68	-27.4%	274	322	271	172	159	-115	-42.0%
	Other		16	10	12	7	9	-7	-43.8%	22	27	16	29	14	-8	-36.4%
	Civil		205	152	168	170	148	-57	-27.8%	147	183	174	162	181	34	23.1%
	Domestic		202	179	187	182	139	-63	-31.2%	207	181	180	190	129	-78	-37.7%
	Original		120	107	109	116	84	-36	-30.0%	126	116	105	116	81	-45	-35.7%
Modification	82		72	78	66	55	-27	-32.9%	81	65	75	74	48	-33	-40.7%	
<b>Total</b>	<b>671</b>	<b>619</b>	<b>579</b>	<b>489</b>	<b>476</b>	<b>-195</b>	<b>-29.1%</b>	<b>650</b>	<b>713</b>	<b>641</b>	<b>553</b>	<b>483</b>	<b>-167</b>	<b>-25.7%</b>		

# CIRCUIT COURT CASELOAD STATISTICS, FY 2012 - 2016

Circuit	County	Jurisdiction	Cases Filed					Change 2012-2016		Cases Disposed					Change 2012-2016	
			2012	2013	2014	2015	2016	#+/-	%	2012	2013	2014	2015	2016	#+/-	%
17th (cont.)	Sumter	Criminal	122	58	64	107	61	-61	-50.0%	91	104	74	63	108	17	18.7%
		Felony	101	52	55	93	51	-50	-49.5%	71	84	66	56	94	23	32.4%
		Other	21	6	9	14	10	-11	-52.4%	20	20	8	7	14	-6	-30.0%
		Civil	108	103	95	96	98	-10	-9.3%	99	118	106	93	94	-5	-5.1%
		Domestic	64	57	47	52	43	-21	-32.8%	55	53	57	62	50	-5	-9.1%
		Original	43	37	33	36	30	-13	-30.2%	32	32	41	42	37	5	15.6%
		Modification	21	20	14	16	13	-8	-38.1%	23	21	16	20	13	-10	-43.5%
		Juvenile	1	0	0	0	0	0	0.0%	1	0	0	0	0	0	0.0%
		Total	295	218	206	255	202	-93	-31.5%	246	275	237	218	252	6	2.4%
		17th Circuit	Criminal	424	390	358	323	309	-115	-27.1%	437	500	421	301	357	-80
Totals	Felony	376	370	312	293	279	-97	-25.8%	381	447	388	260	309	-72	-18.9%	
	Other	48	20	46	30	30	-18	-37.5%	56	53	33	41	48	-8	-14.3%	
	Civil	384	324	360	352	351	-33	-8.6%	331	384	381	330	375	44	13.3%	
	Domestic	302	267	280	270	203	-99	-32.8%	301	259	279	294	219	-82	-27.2%	
	Original	191	167	175	182	126	-65	-34.0%	178	172	178	189	147	-31	-17.4%	
	Modification	111	100	105	88	77	-34	-30.6%	123	87	101	105	72	-51	-41.5%	
	Juvenile	1	0	0	0	0	-1	-100.0%	1	0	0	0	0	-1	-100.0%	
Total	1,111	981	998	945	863	-248	-22.3%	1,070	1,143	1,081	925	951	-119	-11.1%		
18th	Shelby	Criminal	1,326	1,145	1,201	1,117	1,280	-46	-3.5%	1,419	1,072	1,112	1,121	1,019	-400	-28.2%
		Felony	664	594	627	590	792	128	19.3%	766	564	527	564	503	-263	-34.3%
		Other	662	551	574	527	488	-174	-26.3%	653	508	585	557	516	-137	-21.0%
		Civil	1,898	1,868	1,772	1,522	1,530	-368	-19.4%	2,002	1,919	2,034	1,741	1,499	-503	-25.1%
		Domestic	1,795	1,637	1,500	1,473	1,488	-307	-17.1%	1,830	1,722	1,495	1,513	1,481	-349	-19.1%
		Original	1,215	1,044	943	987	969	-246	-20.2%	1,204	1,142	941	1,011	990	-214	-17.8%
		Modification	580	593	557	486	519	-61	-10.5%	626	580	554	502	491	-135	-21.6%
		Total	5,019	4,650	4,473	4,112	4,298	-721	-14.4%	5,251	4,713	4,641	4,375	3,999	-1,252	-23.8%
19th	Autauga	Criminal	463	518	365	407	388	-75	-16.2%	563	546	417	443	322	-241	-42.8%
		Felony	293	315	244	306	320	27	9.2%	387	340	308	318	253	-134	-34.6%
		Other	170	203	121	101	68	-102	-60.0%	176	206	109	125	69	-107	-60.8%
		Civil	384	400	383	334	311	-73	-19.0%	417	426	370	359	308	-109	-26.1%
		Domestic	573	541	604	552	578	5	0.9%	628	566	528	544	900	272	43.3%
		Original	345	305	349	304	317	-28	-8.1%	414	332	299	307	662	248	59.9%
		Modification	228	236	255	248	261	33	14.5%	214	234	229	237	238	24	11.2%
		Juvenile	0	1	1	1	0	-1	-100.0%	0	0	0	0	0	0	0.0%
	Total	1,420	1,460	1,353	1,294	1,277	-143	-10.1%	1,608	1,538	1,315	1,346	1,532	-76	-4.7%	
	Chilton	Criminal	494	422	442	439	438	-56	-11.3%	536	489	519	418	433	-103	-19.2%
		Felony	325	354	347	347	330	5	1.5%	378	386	421	327	322	-56	-14.8%
		Other	169	68	95	92	108	-61	-36.1%	158	103	98	91	111	-47	-29.7%
		Civil	319	327	322	339	272	-47	-14.7%	374	325	319	325	259	-115	-30.7%
		Domestic	571	563	653	575	581	10	1.8%	646	530	623	576	554	-92	-14.2%
		Original	364	344	383	335	364	0	0.0%	398	349	377	337	355	-43	-10.8%
Modification		207	219	270	240	217	10	4.8%	248	181	246	239	199	-49	-19.8%	
Juvenile	0	0	0	0	1	1	0.0%	0	0	0	0	1	1	0.0%		
Total	1,384	1,312	1,417	1,353	1,292	-92	-6.6%	1,556	1,344	1,461	1,319	1,247	-309	-19.9%		
Elmore	Criminal	680	614	675	735	774	94	13.8%	769	742	705	757	730	-39	-5.1%	
	Felony	497	454	453	475	511	14	2.8%	552	574	453	553	499	-53	-9.6%	
	Other	183	160	222	260	263	80	43.7%	217	168	252	204	231	14	6.5%	
	Civil	734	675	629	591	518	-216	-29.4%	740	687	625	639	505	-235	-31.8%	
	Domestic	834	818	907	808	845	11	1.3%	818	817	799	862	800	-18	-2.2%	
	Original	535	500	540	453	491	-44	-8.2%	533	500	479	495	480	-53	-9.9%	
	Modification	299	318	367	355	354	55	18.4%	285	317	320	367	320	35	12.3%	
	Juvenile	14	14	3	19	19	5	35.7%	7	12	8	8	23	16	228.6%	
Total	2,262	2,121	2,214	2,153	2,156	-106	-4.7%	2,334	2,258	2,137	2,266	2,058	-276	-11.8%		

# CIRCUIT COURT CASELOAD STATISTICS, FY 2012 - 2016

Circuit	County	Jurisdiction	Cases Filed					Change 2012-2012		Cases Disposed					Change 2012-2016		
			2012	2013	2014	2015	2016	#+/-	%	2012	2013	2014	2015	2016	#+/-	%	
19th (Cont.)	19th Circuit	Criminal	1,637	1,554	1,482	1,581	1,600	-37	-2.3%	1,868	1,777	1,641	1,618	1,485	-383	-20.5%	
		Totals	1,115	1,123	1,044	1,128	1,161	46	4.1%	1,317	1,300	1,182	1,198	1,074	-243	-18.5%	
		Other	522	431	438	453	439	-83	-15.9%	551	477	459	420	411	-140	-25.4%	
		Civil	1,437	1,402	1,334	1,264	1,101	-336	-23.4%	1,531	1,438	1,314	1,323	1,072	-459	-30.0%	
		Domestic	1,978	1,922	2,164	1,935	2,004	26	1.3%	2,092	1,913	1,950	1,982	2,254	162	7.7%	
		Original	1,244	1,149	1,272	1,092	1,172	-72	-5.8%	1,345	1,181	1,155	1,139	1,497	152	11.3%	
		Modification	734	773	892	843	832	98	13.4%	747	732	795	843	757	10	1.3%	
		Juvenile	14	15	4	20	20	6	42.9%	7	12	8	8	26	19	271.4%	
		Total	5,066	4,893	4,984	4,800	4,725	-341	-6.7%	5,498	5,140	4,913	4,931	4,837	-661	-12.0%	
20th	Henry	Criminal	473	389	584	392	347	-126	-26.6%	445	411	473	323	573	128	28.8%	
		Felony	254	194	416	262	165	-89	-35.0%	282	215	328	220	359	77	27.3%	
		Other	219	195	168	130	182	-37	-16.9%	163	196	145	103	214	51	31.3%	
		Civil	123	115	106	103	91	-32	-26.0%	117	106	127	103	89	-28	-23.9%	
		Domestic	174	164	155	157	182	8	4.6%	163	151	150	165	175	12	7.4%	
		Original	126	109	115	121	145	19	15.1%	117	101	113	123	139	22	18.8%	
		Modification	48	55	40	36	37	-11	-22.9%	46	50	37	42	36	-10	-21.7%	
				Total	770	668	845	652	620	-150	-19.5%	726	668	750	591	837	111
	Houston	Criminal	1,991	2,195	2,496	2,267	3,372	1,381	69.4%	2,611	2,223	2,512	2,640	2,857	246	9.4%	
		Felony	1,166	1,560	1,691	1,492	2,224	1,058	90.7%	1,703	1,497	1,714	1,750	1,843	140	8.2%	
		Other	825	635	805	775	1,148	323	39.2%	908	726	798	890	1,014	106	11.7%	
		Civil	983	964	940	884	751	-232	-23.6%	1,139	971	959	871	805	-334	-29.3%	
		Domestic	1,400	1,397	1,259	1,366	1,357	-43	-3.1%	1,393	1,621	1,242	1,186	1,355	-38	-2.7%	
		Original	972	932	878	935	942	-30	-3.1%	1,035	1,011	897	872	912	-123	-11.9%	
		Modification	428	465	381	431	415	-13	-3.0%	358	610	345	314	443	85	23.7%	
		Juvenile	1,208	1,324	1,101	943	933	-275	-22.8%	1,199	1,256	1,102	1,030	833	-366	-30.5%	
		Child Support	1,174	1,348	1,179	1,184	1,132	-42	-3.6%	926	1,750	1,067	1,296	849	-77	-8.3%	
		Total	6,756	7,228	6,975	6,644	7,545	789	11.7%	7,268	7,821	6,882	7,023	6,699	-569	-7.8%	
	20th Circuit	Criminal	2,464	2,584	3,080	2,659	3,719	1,255	50.9%	3,056	2,634	2,985	2,963	3,430	374	12.2%	
	Totals	Felony	1,420	1,754	2,107	1,754	2,389	969	68.2%	1,985	1,712	2,042	1,970	2,202	217	10.9%	
		Other	1,044	830	973	905	1,330	286	27.4%	1,071	922	943	993	1,228	157	14.7%	
		Civil	1,106	1,079	1,046	987	842	-264	-23.9%	1,256	1,077	1,086	974	894	-362	-28.8%	
		Domestic	1,574	1,561	1,414	1,523	1,539	-35	-2.2%	1,556	1,772	1,392	1,351	1,530	-26	-1.7%	
		Original	1,098	1,041	993	1,056	1,087	-11	-1.0%	1,152	1,112	1,010	995	1,051	-101	-8.8%	
		Modification	476	520	421	467	452	-24	-5.0%	404	660	382	356	479	75	18.6%	
		Juvenile	1,208	1,324	1,101	943	933	-275	-22.8%	1,200	1,256	1,102	1,030	833	-367	-30.6%	
		Child Support	1,174	1,348	1,179	1,184	1,132	-42	-3.6%	926	1,750	1,067	1,296	849	-77	-8.3%	
		Total	7,526	7,896	7,820	7,296	8,165	639	8.5%	7,994	8,489	7,632	7,614	7,536	-458	-5.7%	
21st	Escambia	Criminal	1,044	941	907	1,029	935	-142	-13.2%	944	1,061	856	1,052	1,091	147	15.6%	
		Felony	1,106	699	645	649	623	-119	-16.0%	694	807	628	710	774	80	11.5%	
		Other	1,574	242	262	380	312	-23	-6.9%	250	254	228	342	317	67	26.8%	
		Civil	1,098	280	295	268	262	-60	-18.6%	276	310	303	263	223	-53	-19.2%	
		Domestic	476	341	417	409	467	67	16.8%	341	670	321	501	392	51	15.0%	
		Original	1,208	233	286	269	293	16	5.8%	244	422	234	288	233	-11	-4.5%	
		Modification	1,174	108	131	140	174	51	41.5%	97	248	87	213	159	62	63.9%	
				Total	7,526	1,562	1,619	1,706	1,664	-135	-7.5%	1,561	2,041	1,480	1,816	1,706	145
22nd	Covington	Criminal	1,077	697	805	713	942	113	13.6%	879	700	734	709	824	-55	-6.3%	
		Felony	742	350	442	309	454	46	11.3%	490	373	426	338	442	-48	-9.8%	
		Other	335	347	363	404	488	67	15.9%	389	327	308	371	382	-7	-1.8%	
		Civil	322	232	240	173	173	-66	-27.6%	288	283	230	234	164	-124	-43.1%	
		Domestic	400	541	566	619	598	-46	-7.1%	664	520	548	683	559	-105	-15.8%	
		Original	277	387	407	459	395	-63	-13.8%	451	372	396	479	387	-64	-14.2%	
		Modification	123	154	159	160	203	17	9.1%	213	148	152	204	172	-41	-19.2%	
				Total	1,799	1,470	1,611	1,505	1,713	1	0.1%	1,831	1,503	1,512	1,626	1,547	-284

# CIRCUIT COURT CASELOAD STATISTICS, FY 2012 - 2016

Circuit	County	Jurisdiction	Cases Filed					Change 2012-2016		Cases Disposed					Change 2012-2016	
			2012	2013	2014	2015	2016	#+/-	%	2012	2013	2014	2015	2016	#+/-	%
23rd	Madison	Criminal	7,158	6,964	7,614	7,878	8,086	928	13.0%	7,664	7,171	7,174	8,242	8,711	1,047	13.7%
		Felony	2,511	2,323	3,029	3,072	3,692	1,181	100.0%	3,121	2,677	2,754	3,207	3,780	659	21.1%
		Other	4,647	4,641	4,585	4,806	4,394	-253	-5.4%	4,543	4,494	4,420	5,035	4,931	388	8.5%
		Civil	2,737	2,920	2,814	2,462	2,232	-505	-18.5%	3,066	2,980	2,907	2,764	2,290	-776	-25.3%
		Domestic	2,858	2,560	2,567	2,659	2,709	-149	-5.2%	3,091	2,756	2,445	2,743	2,792	-299	-9.7%
		Original	2,207	1,934	1,941	2,058	2,108	-99	-4.5%	2,384	2,073	1,885	2,121	2,165	-219	-9.2%
		Modification	651	626	626	601	601	-50	-7.7%	707	683	560	622	627	-80	-11.3%
		Juvenile	1	0	0	0	0	-1	-100.0%	1	0	0	0	0	-1	-100.0%
		<b>Total</b>	<b>12,754</b>	<b>12,444</b>	<b>12,995</b>	<b>12,999</b>	<b>13,027</b>	<b>273</b>	<b>2.1%</b>	<b>13,822</b>	<b>12,908</b>	<b>12,526</b>	<b>13,749</b>	<b>13,793</b>	<b>-29</b>	<b>-0.2%</b>
24th	Fayette	Criminal	415	363	391	340	379	-36	-8.7%	309	395	343	362	383	74	23.9%
		Felony	200	199	172	131	177	-23	-11.5%	156	221	207	186	130	-26	-16.7%
		Other	215	164	219	209	202	-13	-6.0%	153	174	136	176	253	100	65.4%
		Civil	94	101	75	80	82	-12	-12.8%	78	98	72	81	88	10	12.8%
		Domestic	217	194	229	247	230	13	6.0%	204	249	228	218	189	-15	-7.4%
		Original	146	125	146	164	144	-2	-1.4%	133	168	147	155	124	-9	-6.8%
		Modification	71	69	83	83	86	15	21.1%	71	81	81	63	65	-6	-8.5%
		<b>Total</b>	<b>726</b>	<b>658</b>	<b>695</b>	<b>667</b>	<b>691</b>	<b>-35</b>	<b>-4.8%</b>	<b>591</b>	<b>742</b>	<b>643</b>	<b>661</b>	<b>660</b>	<b>69</b>	<b>11.7%</b>
		Lamar	Criminal	350	347	265	495	300	-50	-14.3%	432	433	359	323	325	-107
	Felony		158	114	117	265	181	23	14.6%	200	199	151	151	185	-15	-7.5%
	Other		192	233	148	230	119	-73	-38.0%	232	234	208	172	140	-92	-39.7%
	Civil		130	113	112	125	119	-11	-8.5%	114	126	96	115	117	3	2.6%
	Domestic		184	166	155	164	202	18	9.8%	179	165	158	169	188	9	5.0%
	Original		104	75	84	98	105	1	1.0%	109	80	79	97	103	-6	-5.5%
	Modification		80	91	71	66	97	17	21.3%	70	85	79	72	85	15	21.4%
	<b>Total</b>		<b>664</b>	<b>626</b>	<b>532</b>	<b>784</b>	<b>621</b>	<b>-43</b>	<b>-6.5%</b>	<b>725</b>	<b>724</b>	<b>613</b>	<b>607</b>	<b>630</b>	<b>-95</b>	<b>-13.1%</b>
	Pickens		Criminal	241	324	392	509	302	61	25.3%	327	333	334	458	470	143
		Felony	154	172	222	322	128	-26	-16.9%	172	162	193	282	280	108	62.8%
		Other	87	152	170	187	174	87	100.0%	155	171	141	176	190	35	22.6%
Civil		123	114	121	108	114	-9	-7.3%	120	99	100	93	84	-36	-30.0%	
Domestic		197	159	176	234	249	52	26.4%	193	156	167	183	250	57	29.5%	
Original		115	92	114	177	174	59	51.3%	107	97	112	125	183	76	71.0%	
Modification		82	67	62	57	75	-7	-8.5%	86	59	55	58	67	-19	-22.1%	
<b>Total</b>		<b>561</b>	<b>597</b>	<b>689</b>	<b>851</b>	<b>665</b>	<b>104</b>	<b>18.5%</b>	<b>640</b>	<b>588</b>	<b>601</b>	<b>734</b>	<b>804</b>	<b>164</b>	<b>25.6%</b>	
24th Circuit		Criminal	1,006	1,034	1,048	1,344	981	-25	-2.5%	1,068	1,161	1,036	1,143	1,178	110	10.3%
Totals	Felony	512	485	511	718	486	-26	-5.1%	528	582	551	619	595	67	12.7%	
	Other	494	549	537	626	495	1	0.2%	540	579	485	524	583	43	8.0%	
	Civil	347	328	308	313	315	-32	-9.2%	312	323	268	289	289	-23	-7.4%	
	Domestic	598	519	560	645	681	83	13.9%	576	570	553	570	627	51	8.9%	
	Original	365	292	344	439	423	58	15.9%	349	345	338	377	410	61	17.5%	
	Modification	233	227	216	206	258	25	10.7%	227	225	215	193	217	-10	-4.4%	
	<b>Total</b>	<b>1,951</b>	<b>1,881</b>	<b>1,916</b>	<b>2,302</b>	<b>1,977</b>	<b>26</b>	<b>1.3%</b>	<b>1,956</b>	<b>2,054</b>	<b>1,857</b>	<b>2,002</b>	<b>2,094</b>	<b>138</b>	<b>7.1%</b>	
25th	Marion	Criminal	710	564	742	546	622	-88	-12.4%	739	707	622	704	643	-96	-13.0%
		Felony	293	228	457	269	283	-10	-3.4%	368	297	374	370	306	-62	-16.8%
		Other	417	336	285	277	339	-78	-18.7%	371	410	248	334	337	-34	-9.2%
		Civil	223	223	203	178	188	-35	-15.7%	248	218	224	201	188	-60	-24.2%
		Domestic	556	514	558	543	573	17	3.1%	502	485	495	498	532	30	6.0%
		Original	341	318	308	322	305	-36	-10.6%	272	279	274	286	298	26	9.6%
		Modification	215	196	250	221	268	53	24.7%	230	206	221	212	234	4	1.7%
<b>Total</b>	<b>1,489</b>	<b>1,301</b>	<b>1,503</b>	<b>1,267</b>	<b>1,383</b>	<b>-106</b>	<b>-7.1%</b>	<b>1,489</b>	<b>1,410</b>	<b>1,342</b>	<b>1,403</b>	<b>1,363</b>	<b>-126</b>	<b>-8.5%</b>		

# CIRCUIT COURT CASELOAD STATISTICS, FY 2012 - 2016

Circuit	County	Jurisdiction	Cases Filed					Change 2012-2016		Cases Disposed					Change 2012-2016			
			2012	2013	2014	2015	2016	#+/-	%	2012	2013	2014	2015	2016	#+/-	%		
25th (cont.)	Winston	Criminal	191	356	277	369	434	243	127.2%	298	327	296	348	430	132	44.3%		
		Felony	165	233	146	227	242	77	46.7%	270	228	185	236	262	-8	-3.0%		
		Other	26	123	131	142	192	166	638.5%	28	99	111	112	168	140	500.0%		
		Civil	175	158	154	148	127	-48	-27.4%	180	184	142	138	142	-38	-21.1%		
		Domestic	200	286	225	244	217	17	8.5%	204	251	239	266	193	-11	-5.4%		
		Original	167	183	155	160	128	-39	-23.4%	177	174	165	167	130	-47	-26.6%		
		Modification	33	103	70	84	89	56	169.7%	27	77	74	99	63	36	133.3%		
		Total	566	800	656	761	778	212	37.5%	682	762	677	752	765	83	12.2%		
		25th Circuit	Criminal	901	920	1,019	915	1,056	155	17.2%	1,037	1,034	918	1,052	1,073	36	3.5%	
		Totals	Felony	458	461	603	496	525	67	14.6%	638	525	559	606	568	-70	-11.0%	
	Other	443	459	416	419	531	88	19.9%	399	509	359	446	505	106	26.6%			
	Civil	398	381	357	326	315	-83	-20.9%	428	402	366	339	330	-98	-22.9%			
	Domestic	756	800	783	787	790	34	4.5%	706	736	734	764	725	19	2.7%			
	Original	508	501	463	482	433	-75	-14.8%	449	453	439	453	428	-21	-4.7%			
	Modification	248	299	320	305	357	109	44.0%	257	283	295	311	297	40	15.6%			
	Total	2,055	2,101	2,159	2,028	2,161	106	5.2%	2,171	2,172	2,019	2,155	2,128	-43	-2.0%			
26th	Russell	Criminal	1,074	1,062	1,009	1,222	1,360	286	26.6%	1,295	944	1,032	963	1,337	42	3.2%		
		Felony	671	734	699	892	874	203	30.3%	636	629	756	692	886	250	39.3%		
		Other	403	328	310	330	486	83	20.6%	659	315	276	271	451	-208	-31.6%		
		Civil	461	423	415	380	361	-100	-21.7%	434	431	380	365	357	-77	-17.7%		
		Domestic	691	639	633	583	619	-72	-10.4%	732	662	576	724	597	-135	-18.4%		
		Original	514	479	453	421	469	-45	-8.8%	512	481	417	519	441	-71	-13.9%		
		Modification	177	160	180	162	150	-27	-15.3%	220	181	159	205	156	-64	-29.1%		
		Juvenile	0	0	0	0	2	2	0.0%	0	0	0	0	0	0	0	0.0%	
		Total	2,226	2,124	2,057	2,185	2,342	116	5.2%	2,461	2,037	1,988	2,052	2,291	-170	-6.9%		
		27th	Marshall	Criminal	1,270	1,285	1,528	1,656	1,640	370	29.1%	1,548	1,508	1,796	1,630	1,582	34	2.2%
Felony	743			725	689	809	755	12	1.6%	851	840	856	813	721	-130	-15.3%		
Other	527			560	839	847	885	358	67.9%	697	668	940	817	861	164	23.5%		
Civil	718			683	652	536	579	-139	-19.4%	650	615	641	572	657	7	1.1%		
Domestic	1,227			1,119	1,023	1,054	1,004	-223	-18.2%	1,160	1,206	1,070	1,004	968	-192	-16.6%		
Original	1,054			966	907	931	892	-162	-15.4%	1,025	1,037	931	884	856	-169	-16.5%		
Modification	173			153	116	123	112	-61	-35.3%	135	169	139	120	112	-23	-17.0%		
Total	3,215			3,087	3,203	3,246	3,223	8	0.2%	3,358	3,329	3,507	3,206	3,207	-151	-4.5%		
28th	Baldwin			Criminal	3,815	3,904	3,740	3,375	3,137	-678	-17.8%	4,210	3,321	4,011	3,624	4,133	-77	-1.8%
				Felony	1,798	1,988	1,933	1,545	1,807	9	0.5%	2,113	1,489	2,232	1,815	2,106	-7	-0.3%
		Other	2,017	1,916	1,807	1,830	1,330	-687	-34.1%	2,097	1,832	1,779	1,809	2,027	-70	-3.3%		
		Civil	1,671	1,708	1,567	1,528	1,454	-217	-13.0%	1,848	1,756	1,763	1,460	1,544	-304	-16.5%		
		Domestic	2,518	2,404	2,418	2,369	2,393	-125	-5.0%	2,541	2,417	2,396	2,297	2,363	-178	-7.0%		
		Original	1,796	1,624	1,739	1,603	1,687	-109	-6.1%	1,833	1,656	1,694	1,625	1,671	-162	-8.8%		
		Modification	722	780	679	766	706	-16	-2.2%	708	761	702	672	692	-16	-2.3%		
		Juvenile	1,659	2,057	1,783	1,804	1,804	145	8.7%	1,628	2,007	1,729	1,775	1,808	180	11.1%		
		Child Support	759	985	801	756	687	-72	-9.5%	785	803	871	880	641	-144	-18.3%		
		Total	10,422	11,058	10,309	9,832	9,475	-947	-9.1%	11,012	10,304	10,770	10,036	10,489	-523	-4.7%		
29th	Talladega	Criminal	746	772	642	859	882	136	18.2%	719	824	646	764	931	212	29.5%		
		Felony	437	475	347	516	539	102	23.3%	422	511	325	411	560	138	32.7%		
		Other	309	297	295	343	343	34	11.0%	297	313	321	353	371	74	24.9%		
		Civil	692	802	772	700	609	-83	-12.0%	826	728	800	744	662	-164	-19.9%		
		Domestic	778	739	637	665	607	-171	-22.0%	820	695	632	647	670	-150	-18.3%		
		Original	555	504	430	452	424	-131	-23.6%	591	481	421	451	470	-121	-20.5%		
		Modification	223	235	207	213	183	-40	-17.9%	229	214	211	196	200	-29	-12.7%		
		Juvenile	0	0	0	0	4	4	0.0%	0	0	0	0	0	0	0.0%		
		Total	2,216	2,313	2,051	2,224	2,102	-114	-5.1%	2,365	2,247	2,078	2,155	2,263	-102	-4.3%		

# CIRCUIT COURT CASELOAD STATISTICS, FY 2012 - 2016

Circuit	County	Jurisdiction	Cases Filed					Change 2012-2016		Cases Disposed					Change 2012-2016	
			2012	2013	2014	2015	2016	#+/-	%	2012	2013	2014	2015	2016	#+/-	%
30th	St. Clair— Asheville	Criminal	226	355	378	319	336	110	48.7%	312	395	381	377	343	31	9.9%
		Felony	142	265	276	269	301	159	112.0%	187	241	274	302	313	126	67.4%
		Other	84	90	102	50	35	-49	-58.3%	125	154	107	75	30	-95	-76.0%
		Civil	255	237	232	246	245	-10	-3.9%	390	258	223	243	238	-152	-39.0%
		Domestic	247	248	223	255	272	25	10.1%	276	398	222	226	272	-4	-1.4%
		Original	178	188	162	177	180	2	1.1%	200	310	167	162	184	-16	-8.0%
		Modification	69	60	61	78	92	23	33.3%	76	88	55	64	88	12	15.8%
		Juvenile	0	0	0	0	0	0	0.0%	0	0	0	0	0	0	0.0%
		<b>Total</b>	<b>728</b>	<b>840</b>	<b>833</b>	<b>820</b>	<b>853</b>	<b>125</b>	<b>17.2%</b>	<b>978</b>	<b>1,051</b>	<b>826</b>	<b>846</b>	<b>853</b>	<b>-125</b>	<b>-12.8%</b>
		St. Clair— Pell City	Criminal	600	602	643	565	503	-97	-16.2%	701	718	613	592	554	-147
		Felony	356	417	442	426	416	60	16.9%	420	416	480	463	450	30	7.1%
		Other	244	185	201	139	87	-157	-64.3%	281	302	133	129	104	-177	-63.0%
		Civil	445	519	551	459	469	24	5.4%	605	534	506	426	456	-149	-24.6%
		Domestic	624	587	554	535	616	-8	-1.3%	667	556	547	502	560	-107	-16.0%
		Original	498	422	396	385	417	-81	-16.3%	513	437	406	379	407	-106	-20.7%
		Modification	126	165	158	150	199	73	57.9%	154	119	141	123	153	-1	-0.6%
		Juvenile	0	0	0	0	2	2	0.0%	0	0	0	0	0	0	0.0%
		<b>Total</b>	<b>1,669</b>	<b>1,708</b>	<b>1,748</b>	<b>1,559</b>	<b>1,590</b>	<b>-79</b>	<b>-4.7%</b>	<b>1,973</b>	<b>1,808</b>	<b>1,666</b>	<b>1,520</b>	<b>1,570</b>	<b>-403</b>	<b>-20.4%</b>
	30th Circuit Totals	Criminal	826	957	1,021	884	839	13	1.6%	1,013	1,113	994	969	897	-116	-11.5%
		Felony	498	682	718	695	717	219	44.0%	607	657	754	765	763	156	25.7%
		Other	328	275	303	189	122	-206	-62.8%	406	456	240	204	134	-272	-67.0%
		Civil	700	756	783	705	714	14	2.0%	995	792	729	669	694	-301	-30.3%
		Domestic	871	835	777	790	888	17	2.0%	943	954	769	728	832	-111	-11.8%
		Original	676	610	558	562	597	-79	-11.7%	713	747	573	541	591	-122	-17.1%
		Modification	195	225	219	228	291	96	49.2%	230	207	196	187	241	11	4.8%
		Juvenile	0	0	0	0	2	2	0.0%	0	0	0	0	0	0	0.0%
		<b>Total</b>	<b>2,397</b>	<b>2,548</b>	<b>2,581</b>	<b>2,379</b>	<b>2,443</b>	<b>46</b>	<b>1.9%</b>	<b>2,951</b>	<b>2,859</b>	<b>2,492</b>	<b>2,366</b>	<b>2,423</b>	<b>-528</b>	<b>-17.9%</b>
31st	Colbert	Criminal	663	695	596	616	518	-145	-21.9%	749	877	707	648	647	-102	-13.6%
		Felony	492	545	438	481	398	-94	-19.1%	586	656	555	493	495	-91	-15.5%
		Other	171	150	158	135	120	-51	-29.8%	163	221	152	155	152	-11	-6.7%
		Civil	483	475	459	452	443	-40	-8.3%	468	494	418	479	427	-41	-8.8%
		Domestic	843	774	770	734	783	-60	-7.1%	848	839	719	773	763	-85	-10.0%
		Original	582	557	559	549	606	24	4.1%	598	585	530	564	595	-3	-0.5%
		Modification	261	217	211	185	177	-84	-32.2%	250	254	189	209	168	-82	-32.8%
		<b>Total</b>	<b>1,989</b>	<b>1,944</b>	<b>1,825</b>	<b>1,802</b>	<b>1,744</b>	<b>-245</b>	<b>-12.3%</b>	<b>2,065</b>	<b>2,210</b>	<b>1,844</b>	<b>1,900</b>	<b>1,837</b>	<b>-228</b>	<b>-11.0%</b>
32nd	Cullman	Criminal	696	766	585	731	773	77	11.1%	725	788	671	801	1,061	336	46.3%
		Felony	503	648	480	610	650	147	29.2%	519	598	428	645	622	103	19.8%
		Other	193	118	105	121	123	-70	-36.3%	206	190	243	156	439	233	113.1%
		Civil	571	569	511	491	487	-84	-14.7%	636	554	553	532	504	-132	-20.8%
		Domestic	1,394	1,244	1,230	1,201	1,184	-210	-15.1%	1,418	1,320	1,330	1,207	1,206	-212	-15.0%
		Original	849	822	833	758	767	-82	-9.7%	885	842	875	786	766	-119	-13.4%
		Modification	545	422	397	444	417	-128	-23.5%	533	478	455	421	440	-93	-17.4%
		Juvenile	0	0	2	1	0	1	100.0%	0	0	2	0	0	0	0.0%
<b>Total</b>	<b>2,661</b>	<b>2,579</b>	<b>2,328</b>	<b>2,425</b>	<b>2,444</b>	<b>-217</b>	<b>-8.2%</b>	<b>2,779</b>	<b>2,662</b>	<b>2,556</b>	<b>2,540</b>	<b>2,772</b>	<b>-7</b>	<b>-0.3%</b>		
33rd	Dale	Criminal	607	436	463	497	423	-184	-30.3%	600	591	421	517	424	-176	-29.3%
		Felony	379	263	294	318	191	-188	-49.6%	395	395	258	342	274	-121	-30.6%
		Other	228	173	169	179	232	4	1.8%	205	196	163	175	150	-55	-26.8%
		Civil	306	250	246	213	225	-81	-26.5%	343	265	253	215	211	-132	-38.5%
		Domestic	1,026	812	739	758	691	-335	-32.7%	1,071	895	742	690	682	-389	-36.3%
		Original	697	498	463	477	469	-228	-32.7%	759	550	447	424	442	-317	-41.8%
		Modification	329	314	276	281	222	-107	-32.5%	312	345	295	266	240	-72	-23.1%
		Juvenile	0	0	1	0	0	0	0.0%	0	0	0	0	0	0	0.0%
		<b>Total</b>	<b>1,939</b>	<b>1,498</b>	<b>1,449</b>	<b>1,468</b>	<b>1,339</b>	<b>-600</b>	<b>-30.9%</b>	<b>2,014</b>	<b>1,751</b>	<b>1,416</b>	<b>1,423</b>	<b>1,317</b>	<b>-697</b>	<b>-34.6%</b>
			Geneva	Criminal	424	447	380	382	364	-60	-14.2%	462	500	430	396	412
		Felony	307	261	276	275	232	-75	-24.4%	350	334	305	264	271	-79	-22.6%
		Other	117	186	104	107	132	15	12.8%	112	166	125	132	141	29	25.9%
		Civil	145	176	133	136	127	-18	-12.4%	180	177	155	123	144	-36	-20.0%

# CIRCUIT COURT CASELOAD STATISTICS, FY 2012 - 2016

Circuit	County	Jurisdiction	Cases Filed					Change 2012-2016		Cases Disposed					Change 2012-2016		
			2012	2013	2014	2015	2016	#+/-	%	2012	2013	2014	2015	2016	#+/-	%	
33rd (cont.)	Geneva	Domestic	468	386	390	402	398	-70	-15.0%	425	382	417	414	371	-54	-12.7%	
		Original	275	225	220	206	253	-22	-8.0%	262	232	239	209	231	-31	-11.8%	
		Modification	193	161	170	196	145	-48	-24.9%	163	150	178	205	140	-23	-14.1%	
			<b>Total</b>	<b>1,037</b>	<b>1,009</b>	<b>903</b>	<b>920</b>	<b>889</b>	<b>-148</b>	<b>-14.3%</b>	<b>1,067</b>	<b>1,059</b>	<b>1,002</b>	<b>933</b>	<b>927</b>	<b>-140</b>	<b>-13.1%</b>
		<b>33rd Circuit</b>	<b>Criminal</b>	<b>1,031</b>	<b>883</b>	<b>843</b>	<b>879</b>	<b>787</b>	<b>-244</b>	<b>-23.7%</b>	<b>1,062</b>	<b>1,091</b>	<b>851</b>	<b>913</b>	<b>836</b>	<b>-226</b>	<b>-21.3%</b>
		<b>Totals</b>	Felony	686	524	570	593	423	-263	-38.3%	745	729	563	606	545	-200	-26.8%
			Other	345	359	273	286	364	19	5.5%	317	362	288	307	291	-26	-8.2%
			Civil	451	426	379	349	352	-99	-22.0%	523	442	408	338	355	-168	-32.1%
			Domestic	1,494	1,198	1,129	1,160	1,089	-405	-27.1%	1,496	1,277	1,159	1,104	1,053	-443	-29.6%
			Original	972	723	683	683	722	-250	-25.7%	1,021	782	686	633	673	-348	-34.1%
		Modification	522	475	446	477	367	-155	-29.7%	475	495	473	471	380	-95	-20.0%	
		Juvenile	0	0	1	0	0	0	0.0%	0	0	0	0	0	0	0.0%	
		<b>Total</b>	<b>2,976</b>	<b>2,507</b>	<b>2,352</b>	<b>2,388</b>	<b>2,228</b>	<b>-748</b>	<b>-25.1%</b>	<b>3,081</b>	<b>2,810</b>	<b>2,418</b>	<b>2,356</b>	<b>2,244</b>	<b>-837</b>	<b>-27.2%</b>	
34th	Franklin	Criminal	699	643	691	667	656	-43	-6.2%	537	572	798	714	664	127	23.6%	
		Felony	478	410	420	384	395	-83	-17.4%	303	356	523	446	384	81	26.7%	
		Other	221	233	271	283	261	40	18.1%	234	216	275	268	280	46	19.7%	
		Civil	294	308	284	276	316	22	7.5%	295	292	294	365	280	-15	-5.1%	
		Domestic	422	304	305	316	363	-59	-14.0%	460	350	304	304	327	-133	-28.9%	
		Original	297	210	221	211	231	-66	-22.2%	343	232	204	217	214	-129	-37.6%	
		Modification	125	94	84	105	132	7	5.6%	117	118	100	87	113	-4	-3.4%	
		Juvenile	0	0	0	0	2	2	0.0%	0	0	0	0	0	0	0.0%	
		<b>Total</b>	<b>1,415</b>	<b>1,255</b>	<b>1,280</b>	<b>1,259</b>	<b>1,337</b>	<b>-78</b>	<b>-5.5%</b>	<b>1,292</b>	<b>1,214</b>	<b>1,396</b>	<b>1,383</b>	<b>1,271</b>	<b>-21</b>	<b>-1.6%</b>	
		35th	Conecuh	Criminal	178	86	147	117	101	-77	-43.3%	71	124	113	118	98	27
Felony	140			43	112	68	54	-86	-61.4%	45	98	99	80	52	7	15.6%	
Other	38			43	35	49	47	9	23.7%	26	26	14	38	46	20	76.9%	
Civil	85			113	140	113	102	17	20.0%	93	102	153	104	121	28	30.1%	
Domestic	150			128	124	126	148	-2	-1.3%	160	124	107	93	125	-35	-21.9%	
Original	86			77	78	67	83	-3	-3.5%	94	83	68	65	79	-15	-16.0%	
Modification	64			51	46	59	65	1	1.6%	66	41	39	28	46	-20	-30.3%	
<b>Total</b>	<b>413</b>			<b>327</b>	<b>411</b>	<b>357</b>	<b>351</b>	<b>-62</b>	<b>-15.0%</b>	<b>324</b>	<b>350</b>	<b>373</b>	<b>316</b>	<b>344</b>	<b>20</b>	<b>6.2%</b>	
Monroe	Criminal			258	185	186	213	235	-23	-8.9%	114	224	189	284	243	129	113.2%
	Felony			193	131	130	89	118	-75	-38.9%	72	182	152	150	133	61	84.7%
	Other	65	54	56	124	117	52	80.0%	42	42	37	134	110	68	161.9%		
	Civil	145	184	207	168	159	14	9.7%	123	166	173	194	163	40	32.5%		
	Domestic	269	289	284	272	246	-23	-8.6%	225	266	262	237	225	0	0.0%		
	Original	171	169	155	155	133	-38	-22.2%	146	196	153	145	136	-10	-6.8%		
	Modification	98	120	129	117	113	15	15.3%	79	70	109	92	89	10	12.7%		
	<b>Total</b>	<b>672</b>	<b>658</b>	<b>677</b>	<b>653</b>	<b>640</b>	<b>-32</b>	<b>-4.8%</b>	<b>462</b>	<b>656</b>	<b>624</b>	<b>715</b>	<b>631</b>	<b>169</b>	<b>36.6%</b>		
	<b>35th Circuit</b>	<b>Criminal</b>	<b>436</b>	<b>271</b>	<b>333</b>	<b>330</b>	<b>336</b>	<b>-100</b>	<b>-22.9%</b>	<b>185</b>	<b>348</b>	<b>302</b>	<b>402</b>	<b>341</b>	<b>156</b>	<b>84.3%</b>	
	<b>Totals</b>	Felony	333	174	242	157	172	-161	-48.3%	117	280	251	230	185	68	58.1%	
	Other	103	97	91	173	164	61	59.2%	68	68	51	172	156	88	129.4%		
	Civil	230	297	347	281	261	31	13.5%	216	268	326	298	284	68	31.5%		
	Domestic	419	417	408	398	394	-25	-6.0%	385	390	369	330	350	-35	-9.1%		
	Original	257	246	233	222	216	-41	-16.0%	240	279	221	210	215	-25	-10.4%		
	Modification	162	171	175	176	178	16	9.9%	145	111	148	120	135	-10	-6.9%		
	<b>Total</b>	<b>1,085</b>	<b>985</b>	<b>1,088</b>	<b>1,010</b>	<b>991</b>	<b>-94</b>	<b>-8.7%</b>	<b>786</b>	<b>1,006</b>	<b>997</b>	<b>1,031</b>	<b>975</b>	<b>189</b>	<b>24.0%</b>		
36th	Lawrence	Criminal	622	539	600	537	639	17	2.7%	646	566	683	617	613	-33	-5.1%	
		Felony	275	360	299	315	344	69	25.1%	299	279	318	406	354	55	18.4%	
		Other	347	179	301	222	295	-52	-15.0%	347	287	365	211	259	-88	-25.4%	
		Civil	230	258	212	171	193	-37	-16.1%	139	197	221	209	195	56	40.3%	
		Domestic	447	347	328	356	362	-85	-19.0%	395	371	316	327	374	-21	-5.3%	
		Original	277	219	222	223	254	-23	-8.3%	259	241	203	211	253	-6	-2.3%	
		Modification	170	128	106	133	108	-62	-36.5%	136	130	113	116	121	-15	-11.0%	
		Juvenile	2	0	2	0	0	-2	-100.0%	3	0	0	0	0	-3	-100.0%	
		<b>Total</b>	<b>1,301</b>	<b>1,144</b>	<b>1,142</b>	<b>1,064</b>	<b>1,194</b>	<b>-107</b>	<b>-8.2%</b>	<b>1,183</b>	<b>1,134</b>	<b>1,220</b>	<b>1,155</b>	<b>1,182</b>	<b>-1</b>	<b>-0.1%</b>	



# CIRCUIT COURT CASELOAD STATISTICS, FY 2012 - 2016

Circuit	County	Jurisdiction	Cases Filed					Change 2012-2016		Cases Disposed					Change 2012-2016			
			2012	2013	2014	2015	2016	#+/-	%	2012	2013	2014	2015	2016	#+/-	%		
37th	Lee	Criminal	1,431	1,434	961	984	1,162	-269	-18.8%	1,544	1,642	1,156	946	1,210	-334	-21.6%		
		Felony	876	839	627	636	749	-127	-14.5%	890	957	774	613	781	-109	-12.2%		
		Other	555	595	334	348	413	-142	-25.6%	654	685	382	333	429	-225	-34.4%		
		Civil	1,119	934	928	917	882	-237	-21.2%	1,035	1,010	993	879	970	-65	-6.3%		
		Domestic	920	892	895	941	891	-29	-3.2%	903	904	869	910	914	11	1.2%		
		Original	655	591	596	640	615	-40	-6.1%	666	612	580	621	606	-60	-9.0%		
		Modification	265	301	299	301	276	11	4.2%	237	292	289	289	308	71	30.0%		
		Juvenile	1,246	1,188	1,054	1,263	1,122	-124	-10.0%	1,190	1,197	1,010	1,137	1,138	-52	-4.4%		
		Child Support	925	1,138	1,303	1,490	1,296	371	40.1%	932	1,311	1,174	1,389	1,559	627	67.3%		
		Total	5,641	5,586	5,141	5,595	5,353	-288	-5.1%	5,604	6,064	5,202	5,261	5,791	187	3.3%		
38th	Jackson	Criminal	1,730	1,432	1,437	1,384	1,880	150	8.7%	1,768	1,608	1,523	1,283	1,644	-124	-7.0%		
		Felony	675	573	607	495	683	8	1.2%	762	703	721	525	618	-144	-18.9%		
		Other	1,055	859	830	889	1,197	142	13.5%	1,006	905	802	758	1,026	20	2.0%		
		Civil	296	359	365	305	296	0	0.0%	329	314	324	276	421	92	28.0%		
		Domestic	802	748	705	731	777	-25	-3.1%	771	751	729	725	786	15	1.9%		
		Original	487	427	445	423	477	-10	-2.1%	481	458	448	416	469	-12	-2.5%		
		Modification	315	321	260	308	300	-15	-4.8%	290	293	281	309	317	27	9.3%		
		Juvenile	0	0	3	1	2	2	100.0%	0	0	0	1	5	5	100.0%		
		Total	2,828	2,828	2,510	2,421	2,955	127	4.5%	2,868	2,673	2,576	2,285	2,856	-12	-0.4%		
		39th	Limestone	Criminal	955	1,162	1,234	1,255	1,544	589	61.7%	1,154	1,254	1,111	1,252	1,192	38	3.3%
Felony	603			502	709	691	778	175	29.0%	683	601	463	708	620	-63	-9.2%		
Other	352			660	525	564	766	414	117.6%	471	653	648	544	572	101	21.4%		
Civil	590			622	544	474	436	-154	-26.1%	498	570	530	521	402	-96	-19.3%		
Domestic	991			969	958	949	925	-66	-6.7%	967	927	895	962	837	-130	-13.4%		
Original	790			745	732	729	708	-82	-10.4%	754	735	703	748	655	-99	-13.1%		
Modification	201			224	226	220	217	16	8.0%	213	192	192	214	182	-31	-14.6%		
Total	2,536			2,753	2,736	2,678	2,905	369	14.6%	2,619	2,751	2,536	2,735	2,431	-188	-7.2%		
40th	Clay			Criminal	323	359	354	248	313	-10	-3.1%	380	397	345	242	340	-40	-10.5%
				Felony	144	175	165	91	134	-10	-6.9%	180	202	160	80	140	-40	-22.2%
		Other	179	184	189	157	179	0	0.0%	200	195	185	162	200	0	0.0%		
		Civil	69	75	69	82	73	4	5.8%	87	81	63	82	61	-26	-29.9%		
		Domestic	169	164	177	142	151	-18	-10.7%	164	152	167	145	129	-35	-21.3%		
		Original	115	106	114	91	89	-26	-22.6%	113	106	113	94	83	-30	-26.5%		
		Modification	54	58	63	51	62	8	14.8%	51	46	54	51	46	-5	-9.8%		
		Juvenile	0	0	0	3	0	0	0.0%	0	0	0	1	0	0	100.0%		
		Total	561	598	600	475	537	-24	-4.3%	631	630	575	470	530	-101	-16.0%		
		40th Circuit	Coosa	Criminal	374	227	244	271	121	-253	-67.6%	276	307	287	350	133	-143	-51.8%
Felony	233			115	129	181	80	-153	-65.7%	182	143	170	230	86	-96	-52.7%		
Other	141			112	115	90	41	-100	-70.9%	94	164	117	120	47	-47	-50.0%		
Civil	53			71	52	45	53	0	0.0%	68	65	58	55	51	-17	-25.0%		
Domestic	64			63	67	62	56	-8	-12.5%	55	53	73	64	62	7	12.7%		
Original	44			46	41	37	43	-1	-2.3%	36	41	47	45	42	6	16.7%		
Modification	20			17	26	25	13	-7	-35.0%	19	12	26	19	20	1	5.3%		
Total	491			361	363	378	230	-261	-53.2%	399	425	418	469	246	-153	-38.3%		
Totals	Felony			697	586	598	519	434	-263	-37.7%	656	704	632	592	473	-183	-27.9%	
Other	377			290	294	272	214	-163	-43.2%	362	345	330	310	226	-136	-37.6%		
Civil	320	296	304	247	220	-100	-31.3%	294	359	302	282	247	-47	-16.0%				
Domestic	122	146	121	127	126	4	3.3%	155	146	121	137	112	-43	-27.7%				
Original	233	227	244	204	207	-26	-11.2%	219	205	240	209	191	-28	-12.8%				
Modification	159	152	155	128	132	-27	-17.0%	149	147	160	139	125	-24	-16.1%				
Juvenile	74	75	89	76	75	1	1.4%	70	58	80	70	66	-4	-5.7%				
Total	0	0	0	3	0	0	0.0%	0	0	0	1	0	0	100.0%				
Total	1,052	959	963	853	767	-285	-27.1%	1,030	1,055	993	939	776	-254	-24.7%				

# CIRCUIT COURT CASELOAD STATISTICS, FY 2012 - 2016

Circuit	County	Jurisdiction	Cases Filed					Change 2012-2016		Cases Disposed					Change 2012-2016	
			2012	2013	2014	2015	2016	#+/-	%	2012	2013	2014	2015	2016	#+/-	%
41st	Blount	Criminal	516	722	505	467	545	29	5.6%	499	451	421	524	567	68	13.6%
		Felony	339	564	306	578	393	54	15.9%	245	296	291	321	407	162	66.1%
		Other	177	158	199	189	152	-25	-14.1%	254	155	130	203	160	-94	-37.0%
		Civil	473	411	383	393	364	-109	-23.0%	430	517	342	363	371	-59	-13.7%
		Domestic	532	462	508	471	486	-46	-8.6%	462	633	412	453	417	-45	-9.7%
		Original	378	314	342	332	351	-27	-7.1%	341	401	291	324	324	-17	-5.0%
		Modification	154	148	166	139	135	-19	-12.3%	121	232	121	129	93	-28	-23.1%
		Juvenile	0	1	0	0	0	0	0.0%	0	0	0	0	0	0	0.0%
		<b>Total</b>	<b>1,521</b>	<b>1,596</b>	<b>1,396</b>	<b>1,331</b>	<b>1,395</b>	<b>-126</b>	<b>-8.3%</b>	<b>1,391</b>	<b>1,601</b>	<b>1,175</b>	<b>1,340</b>	<b>1,355</b>	<b>-36</b>	<b>-2.6%</b>

## STATEWIDE CIRCUIT COURT TOTALS

Circuit	County	Jurisdiction	Cases Filed					Change 2012-2016		Cases Disposed					Change 2012-2016	
			2012	2013	2014	2015	2016	#+/-	%	2012	2013	2014	2015	2016	#+/-	%
Statewide		Criminal	72,941	74,088	74,960	77,679	81,627	8,686	11.9%	75,396	76,350	76,350	77,541	81,999	6,603	8.8%
		Felony	40,053	40,899	40,243	42,554	44,236	4,183	10.4%	41,560	42,279	42,279	42,955	44,137	2,577	6.2%
		Other	32,888	33,189	34,717	35,125	37,391	4,503	13.7%	33,836	34,071	34,071	34,586	37,862	4,026	11.9%
		Civil	42,489	42,701	41,376	38,224	35,753	-6,736	-15.9%	42,865	42,475	42,475	40,752	36,259	-6,606	-15.4%
		Domestic	52,385	48,586	47,661	47,912	47,952	-4,433	-8.5%	49,464	46,684	46,684	48,383	47,614	-1,850	-3.7%
		Original	37,097	33,574	33,303	33,469	33,574	-3,523	-9.5%	34,585	32,796	32,796	33,852	33,520	-1,065	-3.1%
		Modification	15,288	15,012	14,358	14,443	14,378	-910	-6.0%	14,879	13,888	13,888	14,531	14,094	-785	-5.3%
		Juvenile	18,959	19,518	19,118	17,574	17,191	-1,768	-9.3%	19,127	19,178	19,178	17,257	17,364	-1,763	-9.2%
		Child Support	18,870	20,857	20,273	18,540	17,550	-1,320	-7.0%	19,149	25,978	25,978	23,997	17,467	-1,682	-8.8%
<b>Total</b>	<b>205,644</b>	<b>205,644</b>	<b>203,388</b>	<b>199,929</b>	<b>200,073</b>	<b>-5,571</b>	<b>-2.7%</b>	<b>206,001</b>	<b>210,665</b>	<b>207,217</b>	<b>207,930</b>	<b>200,703</b>	<b>-5,298</b>	<b>-2.6%</b>		

# DISTRICT COURT CASELOAD STATISTICS, FY 2012 - 2016

County	Jurisdiction	Cases Filed					Change 2012-2016		Cases Disposed					Change 2012-2016	
		2012	2013	2014	2015	2016	#+/-	%	2012	2013	2014	2015	2016	#+/-	%
Autauga	Traffic	7,202	4,999	4,836	3,901	3,183	-4,019	-56%	6,963	5,531	4,851	4,028	3,544	-3,419	-49%
	Criminal	1,036	898	841	892	1,027	-9	-1%	977	999	825	856	986	9	1%
	Small Claims	1,232	1,208	1,373	1,304	1,119	-113	-9%	1,402	1,124	1,316	1,383	1,159	-243	-17%
	Civil	377	375	361	340	243	-134	-36%	345	424	386	316	295	-50	-14%
	Juvenile	241	290	383	399	457	216	90%	294	315	373	323	444	150	51%
	Child Support	659	616	755	624	794	135	20%	722	655	661	652	749	27	4%
	<b>Total</b>	<b>10,747</b>	<b>8,386</b>	<b>8,549</b>	<b>7,460</b>	<b>6,823</b>	<b>-3,924</b>	<b>-37%</b>	<b>10,703</b>	<b>9,048</b>	<b>8,412</b>	<b>7,558</b>	<b>7,177</b>	<b>-3,526</b>	<b>-33%</b>
Baldwin	Traffic	21,275	17,614	15,412	14,680	12,656	-8,619	-41%	20,972	19,437	15,851	14,605	12,965	-8,007	-38%
	Criminal	6,121	5,899	5,707	5,694	6,608	487	8%	6,239	6,114	5,544	5,833	6,417	178	3%
	Small Claims	2,758	2,913	2,842	2,686	2,858	100	4%	3,763	2,398	2,251	3,399	3,191	-572	-15%
	Civil	2,010	1,605	1,550	1,417	1,145	-865	-43%	2,539	1,703	1,349	1,628	1,418	-1,121	-44%
	<b>Total</b>	<b>32,164</b>	<b>28,031</b>	<b>25,511</b>	<b>24,477</b>	<b>23,267</b>	<b>-8,897</b>	<b>-28%</b>	<b>33,513</b>	<b>29,652</b>	<b>24,995</b>	<b>25,465</b>	<b>23,991</b>	<b>-9,522</b>	<b>-28%</b>
Barbour— Clayton	Traffic	114	101	100	85	150	36	32%	142	115	78	89	144	2	1%
	Criminal	318	254	243	303	311	-7	-2%	319	275	240	302	301	-18	-6%
	Small Claims	125	132	126	111	105	-20	-16%	115	140	110	126	115	0	0%
	Civil	19	32	20	30	14	-5	-26%	24	21	25	27	26	2	8%
	Juvenile	57	24	35	33	36	-21	-37%	58	28	34	30	32	-26	-45%
	Child Support	350	566	414	468	974	624	178%	552	218	165	258	142	-410	-74%
	<b>Total</b>	<b>983</b>	<b>1,109</b>	<b>938</b>	<b>1,030</b>	<b>1,590</b>	<b>607</b>	<b>62%</b>	<b>1,210</b>	<b>797</b>	<b>652</b>	<b>832</b>	<b>760</b>	<b>-450</b>	<b>-37%</b>
Barbour— Eufaula	Traffic	2,759	1,774	1,849	2,096	2,386	-373	-14%	2,861	1,856	1,796	1,876	2,481	-380	-13%
	Criminal	588	565	609	508	447	-141	-24%	613	572	605	514	463	-150	-24%
	Small Claims	773	766	675	677	590	-183	-24%	825	809	655	669	606	-219	-27%
	Civil	80	83	75	78	50	-30	-38%	87	78	87	81	57	-30	-34%
	Juvenile	163	165	160	148	145	-18	-11%	173	144	171	145	130	-43	-25%
	Child Support	1	12	1	3	1	0	0%	0	2	1	1	1	1	100%
<b>Total</b>	<b>4,364</b>	<b>3,365</b>	<b>3,369</b>	<b>3,510</b>	<b>3,619</b>	<b>-745</b>	<b>-17%</b>	<b>4,559</b>	<b>3,461</b>	<b>3,315</b>	<b>3,286</b>	<b>3,738</b>	<b>-821</b>	<b>-18%</b>	
Barbour	Traffic	2,873	1,875	1,949	2,181	2,536	-337	-12%	3,003	1,971	1,874	1,965	2,625	-378	-13%
	Criminal	906	819	852	811	758	-148	-16%	932	847	845	816	764	-168	-18%
	Small Claims	898	898	801	788	695	-203	-23%	940	949	765	795	721	-219	-23%
	Civil	99	115	95	108	64	-35	-35%	111	99	112	108	83	-28	-25%
	Juvenile	220	189	195	181	181	-39	-18%	231	172	205	175	162	-69	-30%
	Child Support	351	578	415	471	975	624	178%	552	220	166	259	143	-409	-74%
	<b>Total</b>	<b>5,347</b>	<b>4,474</b>	<b>4,307</b>	<b>4,540</b>	<b>5,209</b>	<b>-138</b>	<b>-3%</b>	<b>5,769</b>	<b>4,258</b>	<b>3,967</b>	<b>4,118</b>	<b>4,498</b>	<b>-1,271</b>	<b>-22%</b>
Bibb	Traffic	3,550	3,202	2,865	2,954	3,148	-402	-11%	3,876	3,248	2,783	3,132	3,081	-795	-21%
	Criminal	979	1,020	881	914	942	-37	-4%	989	899	962	914	872	-117	-12%
	Small Claims	174	210	209	218	243	69	40%	191	180	250	221	195	4	2%
	Civil	112	76	91	112	67	-45	-40%	102	94	109	109	59	-43	-42%
	Juvenile	386	387	308	351	466	80	21%	385	507	327	295	407	22	6%
	Child Support	349	297	296	317	291	-58	-17%	381	302	272	311	296	-85	-22%
<b>Total</b>	<b>5,550</b>	<b>5,192</b>	<b>4,650</b>	<b>4,866</b>	<b>5,157</b>	<b>-393</b>	<b>-7%</b>	<b>5,924</b>	<b>5,230</b>	<b>4,703</b>	<b>4,982</b>	<b>4,910</b>	<b>-1,014</b>	<b>-17%</b>	
Blount	Traffic	4,660	2,690	2,890	2,605	2,424	-2,236	-48%	5,073	2,684	2,922	2,606	2,456	-2,617	-52%
	Criminal	1,303	1,505	1,300	1,278	1,501	198	15%	1,298	1,435	1,321	1,396	1,446	148	11%
	Small Claims	521	534	475	517	554	33	6%	514	542	464	487	594	80	16%
	Civil	195	210	194	190	130	-65	-33%	212	212	196	201	134	-78	-37%
	Juvenile	545	550	485	521	597	52	10%	601	498	403	431	556	-45	-7%
	Child Support	223	133	180	168	208	-15	-7%	186	155	137	157	198	12	6%
	<b>Total</b>	<b>7,447</b>	<b>5,622</b>	<b>5,524</b>	<b>5,279</b>	<b>5,414</b>	<b>-2,033</b>	<b>-27%</b>	<b>7,884</b>	<b>5,526</b>	<b>5,443</b>	<b>5,278</b>	<b>5,384</b>	<b>-2,500</b>	<b>-32%</b>

# DISTRICT COURT CASELOAD STATISTICS, FY 2012 - 2016

County	Jurisdiction	Cases Filed					Change 2012-2016		Cases Disposed					Change 2012-2016	
		2012	2013	2014	2015	2016	#+/-	%	2012	2013	2014	2015	2016	#+/-	%
Bullock	Traffic	2,630	1,705	1,310	1,693	165	-2,465	-94%	2,968	1,565	1,482	1,331	462	-2,506	-84%
	Criminal	434	264	237	335	250	-184	-42%	409	325	189	301	292	-117	-29%
	Small Claims	252	185	186	164	177	-75	-30%	184	201	139	215	180	-4	-2%
	Civil	70	68	54	66	61	-9	-13%	55	52	37	88	46	-9	-16%
	Juvenile	26	35	31	45	33	7	27%	22	14	15	8	12	-10	-45%
	Child Support	382	377	392	153	560	178	47%	203	199	266	51	362	159	78%
	<b>Total</b>		<b>3,794</b>	<b>2,634</b>	<b>2,210</b>	<b>2,456</b>	<b>1,246</b>	<b>-2,548</b>	<b>-67%</b>	<b>3,841</b>	<b>2,356</b>	<b>2,128</b>	<b>1,974</b>	<b>1,354</b>	<b>-2,487</b>
Butler	Traffic	8,494	6,470	2,804	2,397	3,363	-5,131	-60%	8,843	7,463	2,801	2,387	2,951	-5,892	-67%
	Criminal	1,589	1,447	1,332	1,223	1,292	-297	-19%	1,562	1,404	1,140	1,313	1,285	-277	-18%
	Small Claims	811	695	777	656	734	-77	-9%	745	763	682	649	647	-98	-13%
	Civil	132	134	134	155	87	-45	-34%	132	141	120	125	83	-49	-37%
	Juvenile	105	117	117	159	208	103	98%	113	103	99	126	165	52	46%
	Child Support	322	331	298	404	251	-71	-22%	284	236	620	409	283	-1	0%
	<b>Total</b>		<b>11,453</b>	<b>9,194</b>	<b>5,462</b>	<b>4,994</b>	<b>5,935</b>	<b>-5,518</b>	<b>-48%</b>	<b>11,679</b>	<b>10,110</b>	<b>5,462</b>	<b>5,009</b>	<b>5,414</b>	<b>-6,265</b>
Calhoun	Traffic	14,394	11,794	9,293	9,428	10,293	-4,101	-28%	13,764	12,810	8,984	9,719	9,214	-4,550	-33%
	Criminal	5,238	4,951	4,886	4,712	5,142	-96	-2%	5,170	4,706	4,390	4,404	4,845	-325	-6%
	Small Claims	1,948	1,967	1,962	2,379	2,389	441	23%	1,690	1,801	2,190	1,881	1,947	257	15%
	Civil	1,021	867	844	854	711	-310	-30%	720	810	706	1,363	635	-85	-12%
	<b>Total</b>		<b>22,601</b>	<b>19,579</b>	<b>16,985</b>	<b>17,373</b>	<b>18,535</b>	<b>-4,066</b>	<b>-18%</b>	<b>21,344</b>	<b>20,127</b>	<b>16,270</b>	<b>17,367</b>	<b>16,641</b>	<b>-4,703</b>
Chambers	Traffic	8,400	7,059	5,443	4,448	3,940	-4,460	-53%	8,582	7,478	5,484	4,578	4,006	-4,576	-53%
	Criminal	2,767	3,039	3,074	1,937	2,156	-611	-22%	2,757	3,114	3,034	2,143	2,041	-716	-26%
	Small Claims	990	1,056	828	649	644	-346	-35%	1,016	975	869	729	708	-308	-30%
	Civil	303	283	231	243	226	-77	-25%	286	297	260	228	246	-40	-14%
	Juvenile	304	355	330	269	263	-41	-13%	330	346	304	305	236	-94	-28%
	Child Support	335	334	374	312	343	8	2%	372	317	353	290	324	-48	-13%
	<b>Total</b>		<b>13,099</b>	<b>12,126</b>	<b>10,280</b>	<b>7,858</b>	<b>7,572</b>	<b>-5,527</b>	<b>-42%</b>	<b>13,343</b>	<b>12,527</b>	<b>10,304</b>	<b>8,273</b>	<b>7,561</b>	<b>-5,782</b>
Cherokee	Traffic	2,426	2,047	2,195	2,642	2,234	-192	-8%	2,435	2,119	2,052	2,673	2,160	-275	-11%
	Criminal	1,834	1,570	1,546	2,065	2,280	446	24%	1,795	1,603	1,504	2,072	2,299	504	28%
	Small Claims	488	410	453	349	338	-150	-31%	386	524	446	388	352	-34	-9%
	Civil	111	111	119	119	73	-38	-34%	103	112	121	110	85	-18	-17%
	Juvenile	318	253	270	363	257	-61	-19%	324	245	261	351	272	-52	-16%
	Child Support	172	175	230	181	167	-5	-3%	185	166	190	196	199	14	8%
	<b>Total</b>		<b>5,349</b>	<b>4,566</b>	<b>4,813</b>	<b>5,719</b>	<b>5,349</b>	<b>0</b>	<b>0%</b>	<b>5,228</b>	<b>4,769</b>	<b>4,574</b>	<b>5,790</b>	<b>5,367</b>	<b>139</b>
Chilton	Traffic	6,140	4,495	2,661	2,205	2,827	-3,313	-54%	6,514	4,594	2,829	2,196	2,687	-3,827	-59%
	Criminal	2,768	2,680	2,465	2,346	2,178	-590	-21%	2,799	2,696	2,534	2,308	2,217	-582	-21%
	Small Claims	765	715	733	664	765	0	0%	724	777	770	635	728	4	1%
	Civil	247	239	218	221	169	-78	-32%	238	244	240	217	175	-63	-26%
	Juvenile	373	295	310	275	271	-102	-27%	320	377	299	241	313	-7	-2%
	Child Support	297	387	571	455	477	180	61%	314	359	512	506	483	169	54%
	<b>Total</b>		<b>10,590</b>	<b>8,811</b>	<b>6,958</b>	<b>6,166</b>	<b>6,687</b>	<b>-3,903</b>	<b>-37%</b>	<b>10,909</b>	<b>9,047</b>	<b>7,184</b>	<b>6,103</b>	<b>6,603</b>	<b>-4,306</b>
Choctaw	Traffic	2,512	1,679	1,057	1,577	1,419	-1,093	-44%	1,872	1,438	1,011	2,098	1,737	-135	-7%
	Criminal	527	418	446	521	454	-73	-14%	485	426	370	531	488	3	1%
	Small Claims	287	245	273	250	236	-51	-18%	284	239	205	228	157	-127	-45%
	Civil	57	48	49	40	24	-33	-58%	57	47	48	53	27	-30	-53%
	Juvenile	30	46	64	61	62	32	107%	21	30	55	53	47	26	124%
	Child Support	149	162	138	97	118	-31	-21%	56	95	91	87	83	27	48%
	<b>Total</b>		<b>3,562</b>	<b>2,598</b>	<b>2,027</b>	<b>2,546</b>	<b>2,313</b>	<b>-1,249</b>	<b>-35%</b>	<b>2,775</b>	<b>2,275</b>	<b>1,780</b>	<b>3,050</b>	<b>2,539</b>	<b>-236</b>

# DISTRICT COURT CASELOAD STATISTICS, FY 2012 - 2016

County	Jurisdiction	Cases Filed					Change 2012-2016		Cases Disposed					Change 2012-2016	
		2012	2013	2014	2015	2016	#+/-	%	2012	2013	2014	2015	2016	#+/-	%
Clarke	Traffic	2,103	1,853	1,658	1,513	1,543	-560	-27%	1,974	2,134	1,853	1,485	1,600	-374	-19%
	Criminal	1,498	1,099	978	850	853	-645	-43%	1,427	1,203	1,149	843	900	-527	-37%
	Small Claims	681	683	806	616	724	43	6%	646	744	904	684	727	81	13%
	Civil	119	146	128	98	63	-56	-47%	126	161	132	109	68	-58	-46%
	Juvenile	128	163	176	182	229	101	79%	117	128	201	185	251	134	115%
	Child Support	505	538	572	529	554	49	10%	540	460	666	535	562	22	4.1%
	<b>Total</b>	<b>5,034</b>	<b>4,482</b>	<b>4,318</b>	<b>3,788</b>	<b>3,966</b>	<b>-1,068</b>	<b>-21%</b>	<b>4,830</b>	<b>4,830</b>	<b>4,905</b>	<b>3,841</b>	<b>4,108</b>	<b>-722</b>	<b>-15%</b>
Clay	Traffic	328	480	457	743	828	500	152%	271	505	419	638	886	615	227%
	Criminal	561	494	414	317	325	-236	-42%	489	529	425	339	331	-158	-32%
	Small Claims	191	202	181	209	187	6	3%	155	178	178	201	195	40	26%
	Civil	41	65	71	57	41	0	0%	30	62	62	65	45	15	50%
	Juvenile	102	116	127	108	116	14	14%	91	103	113	88	87	-4	-4%
	Child Support	184	152	148	170	225	41	22%	142	131	137	142	150	8	6%
	<b>Total</b>	<b>1,397</b>	<b>1,509</b>	<b>1,398</b>	<b>1,604</b>	<b>1,722</b>	<b>325</b>	<b>23%</b>	<b>1,178</b>	<b>1,508</b>	<b>1,334</b>	<b>1,473</b>	<b>1,694</b>	<b>516</b>	<b>44%</b>
Cleburne	Traffic	9,988	9,427	5,409	6,013	5,513	-4,475	-45%	9,332	8,911	6,195	6,778	6,754	-2,578	-28%
	Criminal	943	867	766	1,383	1,111	168	18%	848	740	790	1,499	1,235	387	46%
	Small Claims	188	162	157	127	198	10	5%	187	174	158	135	181	-6	-3%
	Civil	81	50	55	53	41	-40	-49%	76	63	53	52	49	-27	-36%
	Juvenile	160	114	142	153	161	1	1%	136	126	115	127	141	5	4%
	Child Support	121	174	82	80	147	26	21%	111	172	98	100	150	39	35%
	<b>Total</b>	<b>11,481</b>	<b>10,794</b>	<b>6,611</b>	<b>7,809</b>	<b>7,171</b>	<b>-4,310</b>	<b>-38%</b>	<b>10,690</b>	<b>10,186</b>	<b>7,409</b>	<b>8,691</b>	<b>8,510</b>	<b>-2,180</b>	<b>-20%</b>
Coffee— Elba	Traffic	1,726	926	894	806	1,052	-674	-39%	1,723	952	935	840	952	-771	-45%
	Criminal	377	363	338	380	296	-81	-21%	397	339	317	397	306	-91	-23%
	Small Claims	263	203	252	211	262	-1	0%	215	229	225	264	255	40	19%
	Civil	69	47	54	59	47	-22	-32%	64	56	58	55	53	-11	-17%
	Juvenile	89	115	87	93	55	-34	-38%	79	109	85	110	58	-21	-27%
	Child Support	97	124	128	126	128	31	32%	137	108	138	109	121	-16	-12%
	<b>Total</b>	<b>2,621</b>	<b>1,778</b>	<b>1,753</b>	<b>1,675</b>	<b>1,840</b>	<b>-781</b>	<b>-30%</b>	<b>2,615</b>	<b>1,793</b>	<b>1,758</b>	<b>1,775</b>	<b>1,745</b>	<b>-870</b>	<b>-33%</b>
Coffee— Enterprise	Traffic	2,658	1,806	1,888	1,728	1,800	-858	-32%	2,597	1,793	1,574	1,799	1,663	-934	-36%
	Criminal	1,015	942	891	954	973	-42	-4%	1,050	977	904	975	921	-129	-12%
	Small Claims	1,462	1,245	1,307	1,324	1,533	71	5%	1,682	1,480	1,574	1,367	1,501	-181	-11%
	Civil	286	276	299	306	267	-19	-7%	354	336	353	294	286	-68	-19%
	Juvenile	256	261	220	212	260	4	2%	259	238	223	224	245	-14	-5%
	Child Support	321	356	397	326	333	12	4%	427	323	352	333	365	-62	-15%
	<b>Total</b>	<b>5,998</b>	<b>4,886</b>	<b>5,002</b>	<b>4,850</b>	<b>5,166</b>	<b>-832</b>	<b>-14%</b>	<b>6,369</b>	<b>5,147</b>	<b>5,363</b>	<b>4,992</b>	<b>4,981</b>	<b>-1,388</b>	<b>-22%</b>
Coffee	Traffic	4,384	2,732	2,782	2,534	2,852	-1,532	-35%	4,320	2,745	2,892	2,639	2,615	-1,705	-39%
	Criminal	1,392	1,305	1,229	1,334	1,269	-123	-9%	1,447	1,316	1,221	1,372	1,227	-220	-15%
	Small Claims	1,725	1,448	1,559	1,535	1,795	70	4%	1,897	1,709	1,799	1,631	1,756	-141	-7.4%
	Civil	355	323	353	365	314	-41	-12%	418	392	411	349	339	-79	-19%
	Juvenile	345	376	307	305	315	-30	-9%	338	347	308	334	303	-35	-10%
	Child Support	418	480	525	452	461	43	10%	564	431	490	442	486	-78	-14%
	<b>Total</b>	<b>8,619</b>	<b>6,664</b>	<b>6,755</b>	<b>6,525</b>	<b>7,006</b>	<b>-1,613</b>	<b>-19%</b>	<b>8,984</b>	<b>6,940</b>	<b>7,121</b>	<b>6,767</b>	<b>6,726</b>	<b>-2,258</b>	<b>-25%</b>
Colbert	Traffic	5,399	4,500	3,504	3,022	4,004	-1,395	-26%	4,652	4,793	3,587	3,049	3,723	-929	-20%
	Criminal	1,095	758	801	820	716	-379	-35%	1,112	813	762	834	695	-417	-38%
	Small Claims	1,435	1,428	1,232	1,261	1,431	-4	0%	1,356	1,353	1,355	1,221	1,258	-98	-7%
	Civil	404	349	371	350	260	-144	-36%	398	367	370	351	252	-146	-37%
	Juvenile	310	459	511	514	542	232	75%	690	392	497	602	532	-158	-23%
	Child Support	406	387	469	467	443	37	9%	385	370	519	429	402	17	4%
	<b>Total</b>	<b>9,049</b>	<b>7,881</b>	<b>6,888</b>	<b>6,434</b>	<b>7,396</b>	<b>-1,653</b>	<b>-18%</b>	<b>8,593</b>	<b>8,088</b>	<b>7,090</b>	<b>6,486</b>	<b>6,862</b>	<b>-1,731</b>	<b>-20%</b>

# DISTRICT COURT CASELOAD STATISTICS, FY 2012 - 2016

County	Jurisdiction	Cases Filed					Change 2012-2016		Cases Disposed					Change 2012-2016	
		2012	2013	2014	2015	2016	#+/-	%	2012	2013	2014	2015	2016	#+/-	%
Conecuh	Traffic	3,562	3,033	2,691	2,931	2,810	-752	-21%	4,029	3,041	2,625	2,961	2,704	-1,325	-33%
	Criminal	439	511	354	290	436	24	5%	410	480	360	239	393	-17	-4%
	Small Claims	408	310	271	367	253	-155	-38%	425	351	250	231	327	-98	-23%
	Civil	77	62	50	59	38	-39	-51%	78	55	54	60	41	-37	-47%
	Juvenile	83	63	46	46	50	-33	-40%	76	70	35	49	54	-22	-29%
	Child Support	210	218	323	411	287	77	37%	263	159	145	234	276	13	5%
	<b>Total</b>	<b>4,779</b>	<b>4,197</b>	<b>3,735</b>	<b>4,104</b>	<b>3,901</b>	<b>-878</b>	<b>-18%</b>	<b>5,281</b>	<b>4,156</b>	<b>3,469</b>	<b>3,774</b>	<b>3,795</b>	<b>-1,486</b>	<b>-28%</b>
Coosa	Traffic	2,707	2,351	2,403	1,972	3,218	511	19%	2,768	2,469	2,248	1,951	3,024	256	9%
	Criminal	555	428	451	501	566	11	2%	607	432	441	490	546	-61	-10%
	Small Claims	90	85	72	83	93	3	3%	87	71	55	60	79	-8	-9%
	Civil	36	30	30	34	33	-3	-8%	38	28	30	26	35	-3	-8%
	Juvenile	87	91	97	106	144	57	66%	99	74	95	113	112	13	13%
	Child Support	40	48	57	84	42	2	5%	39	46	33	69	53	14	36%
	<b>Total</b>	<b>3,515</b>	<b>3,033</b>	<b>3,110</b>	<b>2,780</b>	<b>4,096</b>	<b>581</b>	<b>17%</b>	<b>3,638</b>	<b>3,120</b>	<b>2,902</b>	<b>2,709</b>	<b>3,849</b>	<b>211</b>	<b>6%</b>
Covington	Traffic	5,132	4,509	3,610	2,589	2,285	-2,847	-55%	5,355	4,464	3,489	2,971	2,386	-2,969	-55%
	Criminal	2,602	2,650	2,331	2,254	2,299	-303	-12%	2,524	2,361	2,003	1,723	2,281	-243	-10%
	Small Claims	865	727	593	515	576	-289	-33%	917	658	522	634	534	-383	-42%
	Civil	257	203	226	231	172	-85	-33%	277	203	213	208	197	-80	-29%
	Juvenile	314	274	298	412	323	9	3%	352	291	314	385	342	-10	-3%
	Child Support	364	377	441	404	453	89	24%	429	376	344	524	376	-53	-12%
	<b>Total</b>	<b>9,534</b>	<b>8,740</b>	<b>7,499</b>	<b>6,405</b>	<b>6,108</b>	<b>-3,426</b>	<b>-36%</b>	<b>9,854</b>	<b>8,353</b>	<b>6,885</b>	<b>6,445</b>	<b>6,116</b>	<b>-3,738</b>	<b>-38%</b>
Crenshaw	Traffic	6,701	4,180	3,514	4,100	2,691	-4,010	-60%	7,261	4,466	3,629	3,964	3,113	-4,148	-57%
	Criminal	740	534	546	466	574	-166	-22%	746	505	522	568	570	-176	-24%
	Small Claims	240	216	277	240	239	-1	0%	279	212	270	249	237	-42	-15%
	Civil	104	72	53	79	57	-47	-45%	107	80	55	80	64	-43	-40%
	Juvenile	121	114	122	134	124	3	2%	135	120	111	113	154	19	14%
	Child Support	131	148	163	154	144	13	10%	126	133	144	134	194	68	54%
	<b>Total</b>	<b>8,037</b>	<b>5,264</b>	<b>4,675</b>	<b>5,173</b>	<b>3,829</b>	<b>-4,208</b>	<b>-52%</b>	<b>8,654</b>	<b>5,516</b>	<b>4,731</b>	<b>5,108</b>	<b>4,332</b>	<b>-4,322</b>	<b>-50%</b>
Cullman	Traffic	11,590	6,695	6,253	5,260	5,516	-6,074	-52%	12,196	7,579	6,122	4,615	5,220	-6,976	-57%
	Criminal	3,354	3,187	2,945	2,772	3,354	0	0%	3,440	3,248	2,755	2,797	3,321	-119	-3%
	Small Claims	1,133	1,208	1,101	1,003	1,159	26	2%	1,308	1,091	1,002	884	1,212	-96	-7%
	Civil	533	443	371	437	282	-251	-47%	582	468	384	309	279	-303	-52%
	Juvenile	1,130	799	891	774	763	-367	-32%	1,064	870	759	820	727	-337	-32%
	Child Support	346	349	367	385	372	26	8%	291	377	354	338	388	97	33%
	<b>Total</b>	<b>18,086</b>	<b>12,681</b>	<b>11,928</b>	<b>10,631</b>	<b>11,446</b>	<b>-6,640</b>	<b>-37%</b>	<b>18,881</b>	<b>13,633</b>	<b>11,376</b>	<b>10,763</b>	<b>11,147</b>	<b>-7,734</b>	<b>-41%</b>
Dale	Traffic	4,668	4,481	3,381	2,956	3,171	-1,497	-32%	4,870	4,597	3,408	2,885	3,028	-1,842	-38%
	Criminal	1,115	975	1,044	1,079	1,212	97	9%	1,106	978	989	1,098	1,185	79	7%
	Small Claims	1,334	1,182	1,133	991	1,022	-312	-23%	1,332	835	1,442	1,014	959	-373	-28%
	Civil	321	304	323	261	209	-112	-35%	359	294	328	240	218	-141	-39%
	Juvenile	501	384	502	430	445	-56	-11%	513	431	551	380	454	-59	-12%
	Child Support	795	743	697	799	640	-155	-19%	847	949	709	735	732	-115	-14%
	<b>Total</b>	<b>8,734</b>	<b>8,069</b>	<b>7,080</b>	<b>6,516</b>	<b>6,699</b>	<b>-2,035</b>	<b>-23%</b>	<b>9,027</b>	<b>8,084</b>	<b>7,427</b>	<b>6,352</b>	<b>6,576</b>	<b>-2,451</b>	<b>-27%</b>
Dallas	Traffic	6,947	5,930	4,302	3,089	2,764	-4,183	-60%	5,167	4,550	4,326	2,784	2,155	-3,012	-58%
	Criminal	1,781	1,410	1,197	1,047	1,017	-764	-43%	1,601	1,382	1,241	954	1,008	-593	-37%
	Small Claims	907	917	933	864	943	36	4%	662	751	735	706	700	38	6%
	Civil	387	281	291	290	243	-144	-37%	351	285	256	258	220	-131	-37%
	Juvenile	547	480	533	486	431	-116	-21%	539	409	448	421	388	-151	-28%
	Child Support	706	853	1,122	1,211	1,000	294	42%	783	762	875	1,068	1,239	456	58%
	<b>Total</b>	<b>11,275</b>	<b>9,871</b>	<b>8,378</b>	<b>6,987</b>	<b>6,398</b>	<b>-4,877</b>	<b>-43%</b>	<b>9,103</b>	<b>8,139</b>	<b>7,881</b>	<b>6,191</b>	<b>5,710</b>	<b>-3,393</b>	<b>-37%</b>

# DISTRICT COURT CASELOAD STATISTICS, FY 2012 - 2016

County	Jurisdiction	Cases Filed					Change 2012-2016		Cases Disposed					Change 2012-2016	
		2012	2013	2014	2015	2016	#+/-	%	2012	2013	2014	2015	2016	#+/-	%
DeKalb	Traffic	3,814	4,042	3,761	3,405	3,830	16	0%	3,745	3,897	3,665	3,595	3,895	150	4%
	Criminal	2,189	2,412	2,500	2,549	3,193	1,004	46%	1,652	1,805	2,198	2,334	3,238	1,586	96%
	Small Claims	1,372	1,285	1,457	1,384	1,371	-1	0%	1,403	1,412	1,439	1,407	1,378	-25	-2%
	Civil	401	265	296	311	243	-158	-39.4%	365	327	304	289	263	-102	-28%
	Juvenile	472	529	543	562	650	178	38%	482	482	689	586	635	20	3%
	Child Support	321	279	327	397	414	93	29%	280	280	326	297	327	2	1%
	<b>Total</b>	<b>8,569</b>	<b>8,812</b>	<b>8,884</b>	<b>8,608</b>	<b>9,701</b>	<b>1,132</b>	<b>13%</b>	<b>8,203</b>	<b>8,203</b>	<b>8,621</b>	<b>8,508</b>	<b>9,736</b>	<b>1,631</b>	<b>20%</b>
Elmore	Traffic	10,121	7,052	7,008	4,904	3,966	-6,155	-61%	10,348	7,347	6,836	5,301	4,163	-6,185	-60%
	Criminal	2,929	2,644	2,521	2,448	2,350	-579	-20%	2,897	2,740	2,422	2,461	2,514	-383	-13%
	Small Claims	1,167	1,112	1,101	1,044	1,118	-49	-4%	1,127	1,108	1,079	1,106	1,113	-14	-1%
	Civil	544	506	515	465	335	-209	-38%	558	494	527	487	383	-175	-31%
	Juvenile	684	728	720	717	654	-30	-4%	687	665	710	719	628	-59	-9%
	Child Support	565	642	729	934	879	314	56%	596	668	695	900	816	220	37%
	<b>Total</b>	<b>16,010</b>	<b>12,684</b>	<b>12,594</b>	<b>10,512</b>	<b>9,302</b>	<b>-6,708</b>	<b>-42%</b>	<b>16,213</b>	<b>13,022</b>	<b>12,269</b>	<b>10,974</b>	<b>9,617</b>	<b>-6,596</b>	<b>-41%</b>
Escambia	Traffic	4,466	3,835	3,726	3,950	4,920	454	10%	4,458	4,013	3,506	3,879	5,002	544	12%
	Criminal	2,218	2,068	1,875	2,091	2,090	-128	-6%	1,874	2,060	1,773	1,795	1,811	-63	-3%
	Small Claims	591	749	661	524	561	-30	-5%	533	1,303	563	455	508	-25	-5%
	Civil	232	182	179	157	137	-95	-41%	184	383	158	127	107	-77	-42%
	Juvenile	379	556	482	505	545	166	44%	376	415	478	480	502	126	34%
	Child Support	460	533	482	664	730	270	59%	420	644	489	765	706	286	68%
	<b>Total</b>	<b>8,346</b>	<b>7,923</b>	<b>7,405</b>	<b>7,891</b>	<b>8,983</b>	<b>637</b>	<b>8%</b>	<b>7,845</b>	<b>8,818</b>	<b>6,967</b>	<b>7,501</b>	<b>8,636</b>	<b>791</b>	<b>10%</b>
Etowah	Traffic	9,271	8,094	8,534	7,974	7,722	-1,549	-17%	9,315	8,140	8,319	7,771	7,526	-1,789	-19%
	Criminal	2,848	3,245	3,534	3,285	3,518	670	24%	2,778	3,323	3,455	3,057	3,463	685	25%
	Small Claims	2,773	2,333	2,638	2,703	2,687	-86	-3%	2,106	2,555	3,045	2,228	2,338	232	11%
	Civil	1,241	1,111	1,214	1,251	936	-305	-25%	1,154	1,084	1,521	1,089	1,035	-119	-10%
	Juvenile	955	805	988	890	899	-56	-6%	819	869	913	798	844	25	3%
	Child Support	632	600	753	786	811	179	28%	1,026	799	549	635	909	-117	-11%
	<b>Total</b>	<b>17,720</b>	<b>16,188</b>	<b>17,661</b>	<b>16,889</b>	<b>16,573</b>	<b>-1,147</b>	<b>-6%</b>	<b>17,198</b>	<b>16,770</b>	<b>17,802</b>	<b>15,578</b>	<b>16,115</b>	<b>-1,083</b>	<b>-6%</b>
Fayette	Traffic	2,426	1,185	1,002	837	761	-1,665	-69%	2,288	1,467	924	969	753	-1,535	-67%
	Criminal	847	629	619	603	739	-108	-13%	844	666	544	619	617	-227	-27%
	Small Claims	290	249	264	263	278	-12	-4%	254	271	250	276	284	30	12%
	Civil	55	59	62	51	33	-22	-40%	56	58	55	48	31	-25	-45%
	Juvenile	159	183	156	158	197	38	24%	152	169	144	152	77	-75	-49%
	Child Support	171	156	199	178	217	46	27%	209	204	168	172	162	-47	-22%
	<b>Total</b>	<b>3,948</b>	<b>2,461</b>	<b>2,302</b>	<b>2,090</b>	<b>2,225</b>	<b>-1,723</b>	<b>-44%</b>	<b>3,803</b>	<b>2,835</b>	<b>2,085</b>	<b>2,236</b>	<b>1,924</b>	<b>-1,879</b>	<b>-49%</b>
Franklin	Traffic	4,694	3,279	2,284	2,398	2,216	-2,478	-53%	4,920	3,429	2,360	2,386	2,138	-2,782	-57%
	Criminal	2,305	1,867	1,322	1,086	1,254	-1,051	-46%	2,232	1,867	1,341	1,129	1,260	-972	-44%
	Small Claims	447	439	369	432	505	58	13%	459	448	367	435	462	3	1%
	Civil	144	151	137	110	97	-47	-33%	154	152	136	108	100	-54	-35%
	Juvenile	378	409	432	364	388	10	3%	388	402	468	364	383	-5	-1%
	Child Support	181	170	91	132	207	26	14%	144	222	88	101	156	12	8%
	<b>Total</b>	<b>8,149</b>	<b>6,315</b>	<b>4,635</b>	<b>4,522</b>	<b>4,667</b>	<b>-3,482</b>	<b>-43%</b>	<b>8,297</b>	<b>6,520</b>	<b>4,760</b>	<b>4,523</b>	<b>4,499</b>	<b>-3,798</b>	<b>-46%</b>
Geneva	Traffic	4,457	2,734	1,948	1,993	2,687	-1,770	-40%	4,733	2,835	2,625	1,848	2,735	-1,998	-42%
	Criminal	1,124	895	920	904	953	-171	-15.2%	1,054	1,007	879	920	946	-108	-10%
	Small Claims	324	327	302	308	315	-9	-3%	245	367	397	331	316	71	29%
	Civil	157	132	130	129	101	-56	-36%	135	173	175	151	92	-43	-32%
	Juvenile	479	430	413	417	365	-114	-24%	430	447	430	445	398	-32	-7%
	Child Support	321	281	376	506	356	35	11%	310	260	391	465	409	99	32%
	<b>Total</b>	<b>6,862</b>	<b>4,799</b>	<b>4,089</b>	<b>4,257</b>	<b>4,777</b>	<b>-2,085</b>	<b>-30%</b>	<b>6,907</b>	<b>5,089</b>	<b>4,897</b>	<b>4,160</b>	<b>4,896</b>	<b>-2,011</b>	<b>-29%</b>

# DISTRICT COURT CASELOAD STATISTICS, FY 2012 - 2016

County	Jurisdiction	Cases Filed					Change 2012-2016		Cases Disposed					Change 2012-2016			
		2012	2013	2014	2015	2016	#+/-	%	2012	2013	2014	2015	2016	#+/-	%		
Greene	Traffic	3,604	2,886	3,721	2,989	3,128	-476	-13%	5,012	2,895	3,646	3,342	3,130	-1,882	-38%		
	Criminal	322	414	523	446	470	148	46%	396	379	441	508	491	195	66%		
	Small Claims	134	154	123	111	132	-2	-1%	82	129	111	169	142	60	73%		
	Civil	69	43	48	30	28	-41	-59%	61	39	41	51	37	-24	-39%		
	Juvenile	106	115	146	98	81	-25	-24%	88	148	133	110	72	-16	-18%		
	Child Support	166	200	170	208	206	40	24%	223	124	197	192	235	12	5%		
	<b>Total</b>		<b>4,401</b>	<b>3,812</b>	<b>4,731</b>	<b>3,882</b>	<b>4,045</b>	<b>-356</b>	<b>-8%</b>	<b>5,762</b>	<b>3,714</b>	<b>4,569</b>	<b>4,372</b>	<b>4,107</b>	<b>-1,655</b>	<b>-29%</b>	
Hale	Traffic	2,520	2,563	2,378	2,489	2,551	31	1%	3,117	2,906	2,362	2,418	2,485	-632	-20%		
	Criminal	509	422	498	535	584	75	15%	659	452	479	513	583	-76	-12%		
	Small Claims	323	350	313	319	298	-25	-8%	371	348	340	320	282	-89	-24%		
	Civil	79	84	72	75	59	-20	-25%	84	81	79	76	68	-16	-19%		
	Juvenile	153	173	149	158	113	-40	-26%	166	185	148	144	126	-40	-24%		
	Child Support	305	385	347	359	439	134	44%	314	424	595	346	412	98	31%		
	<b>Total</b>		<b>3,889</b>	<b>3,977</b>	<b>3,757</b>	<b>3,935</b>	<b>4,044</b>	<b>155</b>	<b>4%</b>	<b>4,711</b>	<b>4,396</b>	<b>4,003</b>	<b>3,817</b>	<b>3,956</b>	<b>-755</b>	<b>-16%</b>	
Henry	Traffic	4,114	3,259	3,924	3,345	2,836	-1,278	-31%	4,055	3,135	4,011	3,395	2,872	-1,183	-29%		
	Criminal	914	1,025	1,177	879	897	-17	-2%	926	934	1,110	923	895	-31	-3%		
	Small Claims	673	485	393	501	409	-264	-39%	763	577	317	439	536	-227	-30%		
	Civil	74	70	62	53	39	-35	-47%	88	55	54	42	102	14	16%		
	Juvenile	216	164	136	198	188	-28	-13%	214	159	151	152	203	-11	-5%		
	Child Support	209	204	173	204	207	-2	-1%	213	201	166	200	154	-59	-28%		
	<b>Total</b>		<b>6,200</b>	<b>5,207</b>	<b>5,865</b>	<b>5,180</b>	<b>4,576</b>	<b>-1,624</b>	<b>-26%</b>	<b>6,259</b>	<b>5,061</b>	<b>5,809</b>	<b>5,151</b>	<b>4,762</b>	<b>-1,497</b>	<b>-24%</b>	
Houston	Traffic	7,610	6,307	5,247	3,889	5,477	-2,133	-28%	8,021	6,530	5,339	3,928	5,122	-2,899	-36%		
	Criminal	3,351	2,919	3,458	3,602	4,663	1,312	39%	3,359	3,184	3,315	3,462	4,522	1,163	35%		
	Small Claims	5,130	4,453	4,023	3,864	3,918	-1,212	-24%	7,050	4,448	3,739	3,717	3,599	-3,451	-49%		
	Civil	1,375	1,231	1,181	1,060	793	-582	-42%	1,477	1,220	1,197	987	709	-768	-52%		
	<b>Total</b>		<b>17,466</b>	<b>14,910</b>	<b>13,909</b>	<b>12,415</b>	<b>14,851</b>	<b>-2,615</b>	<b>-15%</b>	<b>19,907</b>	<b>15,382</b>	<b>13,590</b>	<b>12,094</b>	<b>13,952</b>	<b>-5,955</b>	<b>-30%</b>	
Jackson	Traffic	5,020	4,284	3,747	4,368	3,764	-1,256	-25%	5,469	4,396	3,802	4,069	4,116	-1,353	-24.74%		
	Criminal	3,289	3,876	3,389	3,054	3,768	479	15%	3,102	3,507	3,436	2,790	3,610	508	16%		
	Small Claims	856	792	923	915	938	82	10%	977	752	733	1,040	1,009	32	3%		
	Civil	258	250	253	216	158	-100	-39%	307	294	272	221	161	-146	-48%		
	Juvenile	593	594	510	526	467	-126	-21%	594	477	363	541	649	55	9%		
	Child Support	465	426	342	401	487	22	5%	465	401	372	360	416	-49	-11%		
	<b>Total</b>		<b>10,481</b>	<b>10,222</b>	<b>9,164</b>	<b>9,480</b>	<b>9,582</b>	<b>-899</b>	<b>-9%</b>	<b>10,914</b>	<b>9,827</b>	<b>8,978</b>	<b>9,021</b>	<b>9,961</b>	<b>-953</b>	<b>-9%</b>	
Jefferson— Bessemer	Traffic	4,432	2,980	2,807	2,971	2,552	-1,880	-42%	3,943	3,480	2,662	2,915	2,495	-1,448	-37%		
	Criminal	3,871	3,930	3,512	3,414	3,480	-391	-10%	3,704	3,897	3,680	3,443	3,284	-420	-11%		
	Small Claims	1,706	1,519	1,439	1,068	1,450	-256	-15%	1,374	1,648	1,353	1,068	1,114	-260	-19%		
	Civil	1,183	978	1,050	1,008	827	-356	-30%	1,252	1,152	979	1,058	875	-377	-30%		
	Juvenile	1,146	Reported in Circuit Court							902	Reported in Circuit Court						
	Child Support	1,282	Reported in Circuit Court							764	Reported in Circuit Court						
	<b>Total</b>		<b>13,620</b>	<b>9,407</b>	<b>8,808</b>	<b>8,461</b>	<b>8,309</b>	<b>-5,311</b>	<b>-39%</b>	<b>11,939</b>	<b>10,177</b>	<b>8,674</b>	<b>8,484</b>	<b>7,768</b>	<b>-4,171</b>	<b>-35%</b>	
Jefferson— Birmingham	Traffic	17,119	14,028	14,811	18,201	22,401	5,282	31%	16,397	13,957	13,463	17,455	20,787	4,390	27%		
	Criminal	13,764	12,881	14,021	12,967	13,169	-595	-4%	12,497	11,987	13,559	13,537	13,005	508	4%		
	Small Claims	10,971	9,285	8,966	7,638	8,714	-2,257	-21%	11,597	10,085	8,964	8,516	8,092	-3,505	-30%		
	Civil	8,731	7,499	7,506	6,865	6,564	-2,167	-25%	10,231	8,178	7,228	7,346	6,499	-3,732	-36%		
	<b>Total</b>		<b>50,585</b>	<b>43,693</b>	<b>45,304</b>	<b>45,671</b>	<b>50,848</b>	<b>263</b>	<b>1%</b>	<b>50,722</b>	<b>44,207</b>	<b>43,214</b>	<b>46,854</b>	<b>48,383</b>	<b>-2,339</b>	<b>-5%</b>	



# DISTRICT COURT CASELOAD STATISTICS, FY 2012 - 2016

County	Jurisdiction	Cases Filed					Change 2012-2016		Cases Disposed					Change 2012-2016			
		2012	2013	2014	2015	2016	#+/-	%	2012	2013	2014	2015	2016	#+/-	%		
Jefferson	Traffic	21,551	17,008	17,618	21,172	24,953	850	4%	20,340	17,437	16,125	20,370	23,282	2,942	14%		
	Criminal	17,635	16,811	17,533	16,381	16,649	-4,466	-25%	16,201	15,884	17,239	16,980	16,289	88	1%		
	Small Claims	12,677	10,804	10,405	8,706	10,164	-3,963	-31%	12,971	11,733	10,317	9,584	9,206	-3,765	-29%		
	Civil	9,914	8,477	8,556	7,873	7,391	-3,350	-34%	11,483	9,330	8,207	8,404	7,374	-4,109	-36%		
	Juvenile	1,146	Reported in Circuit Court							902	Reported in Circuit Court						
	Child Support	1,282	Reported in Circuit Court							764	Reported in Circuit Court						
	<b>Total</b>	<b>64,205</b>	<b>53,100</b>	<b>54,112</b>	<b>54,132</b>	<b>59,157</b>	<b>-39,252</b>	<b>-61%</b>	<b>62,661</b>	<b>54,384</b>	<b>51,888</b>	<b>55,338</b>	<b>56,151</b>	<b>-6,510</b>	<b>-10%</b>		
Lamar	Traffic	2,659	1,612	1,144	954	888	-1,771	-67%	2,633	1,832	1,096	999	894	-1,739	-66%		
	Criminal	1,058	967	680	823	767	-291	-28%	917	1,013	694	844	735	-182	-20%		
	Small Claims	200	164	155	222	199	-1	-1%	182	178	139	199	226	44	24%		
	Civil	57	42	55	32	30	-27	-47%	57	54	52	34	38	-19	-33%		
	Juvenile	99	134	93	123	104	5	5%	118	125	105	104	91	-27	-23%		
	Child Support	143	168	192	172	177	34	24%	123	147	179	187	175	52	42%		
	<b>Total</b>	<b>4,216</b>	<b>3,087</b>	<b>2,319</b>	<b>2,326</b>	<b>2,165</b>	<b>-2,051</b>	<b>-49%</b>	<b>4,030</b>	<b>3,349</b>	<b>2,265</b>	<b>2,367</b>	<b>2,159</b>	<b>-1,871</b>	<b>-46%</b>		
Lauderdale	Traffic	7,683	5,369	4,137	3,589	3,838	-3,845	-50%	7,910	5,658	4,134	3,580	3,791	-4,119	-52%		
	Criminal	2,429	2,211	1,982	1,852	1,867	-562	-23%	2,451	2,098	1,986	1,681	1,853	-598	-24%		
	Small Claims	1,561	1,358	1,492	1,369	1,640	79	5%	1,767	1,271	1,679	1,461	1,575	-192	-11%		
	Civil	625	563	576	503	424	-201	-32%	621	556	670	585	528	-93	-15%		
	<b>Total</b>	<b>12,298</b>	<b>9,501</b>	<b>8,187</b>	<b>7,313</b>	<b>7,769</b>	<b>-4,529</b>	<b>-37%</b>	<b>12,749</b>	<b>9,583</b>	<b>8,469</b>	<b>7,307</b>	<b>7,747</b>	<b>-5,002</b>	<b>-39%</b>		
Lawrence	Traffic	5,769	3,906	3,438	3,735	3,407	-2,362	-41%	6,111	4,255	3,280	3,360	3,593	-2,518	-41%		
	Criminal	1,151	1,125	1,098	1,067	952	-199	-17%	1,328	1,265	1,208	1,239	1,026	-302	-23%		
	Small Claims	401	397	387	353	410	9	2%	410	416	394	403	410	0	0%		
	Civil	138	118	107	102	61	-77	-56%	147	127	107	107	69	-78	-53%		
	Juvenile	286	276	311	280	272	-14	-5%	316	271	331	340	235	-81	-26%		
	Child Support	224	232	190	175	154	-70	-31.3%	254	245	185	186	167	-87	-34%		
	<b>Total</b>	<b>7,969</b>	<b>6,054</b>	<b>5,531</b>	<b>5,712</b>	<b>5,256</b>	<b>-2,713</b>	<b>-34%</b>	<b>8,566</b>	<b>6,579</b>	<b>5,505</b>	<b>5,365</b>	<b>5,500</b>	<b>-3,066</b>	<b>-36%</b>		
Lee	Traffic	10,213	8,204	6,882	7,980	8,728	-1,485	-14.54%	10,563	8,511	7,010	7,279	8,323	-2,240	-21%		
	Criminal	2,971	2,789	3,023	3,192	3,017	46	2%	2,762	2,760	2,876	2,987	3,615	853	31%		
	Small Claims	2,348	2,112	1,810	1,878	1,918	-430	-18%	2,288	2,323	1,831	1,901	1,874	-414	-18%		
	Civil	1,128	988	988	958	851	-277	-25%	1,090	1,078	1,101	1,143	803	-287	-26%		
	<b>Total</b>	<b>16,660</b>	<b>14,093</b>	<b>12,703</b>	<b>14,008</b>	<b>14,514</b>	<b>-2,146</b>	<b>-13%</b>	<b>16,703</b>	<b>14,672</b>	<b>12,818</b>	<b>13,310</b>	<b>14,615</b>	<b>-2,088</b>	<b>-13%</b>		
Limestone	Traffic	10,906	8,554	6,755	7,973	8,486	-2,420	-22%	10,280	8,691	6,157	7,140	7,850	-2,430	-24%		
	Criminal	3,006	2,637	2,873	2,628	2,805	-201	-7%	2,830	2,471	2,809	3,257	2,724	-106	-4%		
	Small Claims	928	945	827	1,038	998	70	8%	763	766	652	755	1,015	252	33%		
	Civil	462	464	407	440	304	-158	-34%	433	383	354	411	419	-14	-3%		
	Juvenile	421	411	542	494	616	195	46%	395	380	524	607	583	188	48%		
	Child Support	287	460	488	393	392	105	37%	306	325	509	591	317	11	4%		
	<b>Total</b>	<b>16,010</b>	<b>13,471</b>	<b>11,892</b>	<b>12,966</b>	<b>13,601</b>	<b>-2,409</b>	<b>-15%</b>	<b>15,007</b>	<b>13,016</b>	<b>11,005</b>	<b>12,761</b>	<b>12,908</b>	<b>-2,099</b>	<b>-14%</b>		
Lowndes	Traffic	4,403	2,545	2,510	2,173	1,759	-2,644	-60%	4,291	2,639	2,949	3,346	1,751	-2,540	-59%		
	Criminal	570	478	422	417	449	-121	-21%	603	435	439	498	475	-128	-21%		
	Small Claims	140	152	156	143	178	38	27%	160	157	143	162	140	-20	-13%		
	Civil	76	74	44	45	37	-39	-51%	69	109	67	76	34	-35	-51%		
	Juvenile	53	94	53	63	83	30	57%	56	87	66	75	73	17	30%		
	Child Support	300	327	384	357	408	108	36%	454	1,738	367	416	414	-40	-9%		
	<b>Total</b>	<b>5,542</b>	<b>3,670</b>	<b>3,569</b>	<b>3,198</b>	<b>2,914</b>	<b>-2,628</b>	<b>-47%</b>	<b>5,633</b>	<b>5,165</b>	<b>4,031</b>	<b>4,573</b>	<b>2,887</b>	<b>-2,746</b>	<b>-49%</b>		
Macon	Traffic	3,407	3,764	4,176	3,981	3,775	368	11%	3,550	3,208	3,758	4,544	3,722	172	5%		
	Criminal	510	529	442	421	495	-15	-3%	510	494	359	434	468	-42	-8%		
	Small Claims	371	316	312	282	346	-25	-7%	295	345	359	434	561	266	90%		
	Civil	123	125	133	104	74	-49	-40%	111	183	198	240	158	47	42%		
	Juvenile	180	150	127	188	147	-33	-18%	173	179	116	140	120	-53	-31%		
	Child Support	327	222	18	204	166	-161	-49%	215	339	78	94	193	-22	-10%		
	<b>Total</b>	<b>4,918</b>	<b>5,106</b>	<b>5,358</b>	<b>5,180</b>	<b>5,003</b>	<b>85</b>	<b>2%</b>	<b>4,854</b>	<b>4,748</b>	<b>4,868</b>	<b>5,886</b>	<b>5,222</b>	<b>368</b>	<b>8%</b>		

# DISTRICT COURT CASELOAD STATISTICS, FY 2012 - 2016

County	Jurisdiction	Cases Filed					Change 2012-2016		Cases Disposed					Change 2012-2016	
		2012	2013	2014	2015	2016	#+/-	%	2012	2013	2014	2015	2016	#+/-	%
Madison	Traffic	14,876	11,304	11,395	10,381	10,815	-4,061	-27%	15,328	11,638	10,719	10,833	10,765	-4,563	-30%
	Criminal	8,176	8,264	8,513	7,479	8,166	-10	0%	8,523	7,749	8,060	7,430	8,431	-92	-1%
	Small Claims	5,325	5,231	5,563	5,053	5,311	-14	0%	5,389	5,165	5,444	5,167	5,249	-140	-3%
	Civil	3,985	3,565	3,255	3,261	2,530	-1,455	-37%	4,069	3,315	3,103	3,117	2,755	-1,314	-32%
	Juvenile	1,623	1,447	1,753	1,718	1,831	208	13%	1,739	1,501	1,527	7,869	1,734	-5	0%
	Child Support	1,253	1,332	1,420	1,214	1,165	-88	-7%	1,198	1,383	1,299	1,295	1,251	53	4%
	<b>Total</b>	<b>35,238</b>	<b>31,143</b>	<b>31,899</b>	<b>29,106</b>	<b>29,818</b>	<b>-5,420</b>	<b>-15%</b>	<b>36,246</b>	<b>30,751</b>	<b>30,152</b>	<b>29,711</b>	<b>30,185</b>	<b>-6,061</b>	<b>-17%</b>
Marengo	Traffic	2,746	1,887	1,796	1,456	1,860	-886	-32%	2,388	1,843	1,600	1,404	1,516	-872	-37%
	Criminal	726	845	718	694	689	-37	-5%	715	794	702	684	702	-13	-2%
	Small Claims	372	388	429	384	408	36	10%	341	317	344	321	347	6	2%
	Civil	109	93	101	89	69	-40	-37%	98	82	89	87	62	-36	-37%
	Juvenile	215	212	192	265	173	-42	-20%	188	206	172	247	163	-25	-13%
	Child Support	554	480	582	521	584	30	5%	564	463	578	541	502	-62	-11%
	<b>Total</b>	<b>4,722</b>	<b>3,905</b>	<b>3,818</b>	<b>3,409</b>	<b>3,783</b>	<b>-939</b>	<b>-20%</b>	<b>4,294</b>	<b>3,705</b>	<b>3,485</b>	<b>3,284</b>	<b>3,292</b>	<b>-1,002</b>	<b>-23%</b>
Marion	Traffic	7,796	5,442	5,624	4,520	3,948	-3,848	-49%	7,797	6,013	5,612	4,744	4,049	-3,748	-48%
	Criminal	1,351	1,608	1,699	1,341	1,675	324	24%	1,291	1,612	1,612	1,411	1,639	348	27%
	Small Claims	628	624	501	491	616	-12	-2%	1,101	474	378	382	1,327	226	21%
	Civil	160	137	184	137	76	-84	-53%	237	109	139	128	437	200	84%
	Juvenile	300	341	255	272	405	105	35%	297	297	254	193	341	44	15%
	Child Support	338	310	290	310	314	-24	-7%	329	309	313	288	296	-33	-10%
	<b>Total</b>	<b>10,573</b>	<b>8,462</b>	<b>8,553</b>	<b>7,071</b>	<b>7,034</b>	<b>-3,539</b>	<b>-33%</b>	<b>11,052</b>	<b>8,814</b>	<b>8,308</b>	<b>7,146</b>	<b>8,089</b>	<b>-2,963</b>	<b>-27%</b>
Marshall	Traffic	10,022	5,203	3,545	3,408	4,350	-5,672	-57%	10,996	5,691	3,893	2,957	4,303	-6,693	-61%
	Criminal	1,932	1,780	1,936	1,951	2,482	550	28%	2,107	1,895	1,885	2,025	2,379	272	13%
	Small Claims	1,505	1,520	1,475	1,550	1,711	206	14%	1,119	1,361	1,444	1,950	1,362	243	22%
	Civil	627	555	509	532	405	-222	-35%	457	489	480	558	858	401	88%
	Juvenile	1,313	1,133	1,121	1,047	1,018	-295	-22%	1,202	1,333	1,067	1,163	1,055	-147	-12%
	Child Support	680	706	682	655	655	-25	-4%	701	779	730	601	673	-28	-4%
	<b>Total</b>	<b>16,079</b>	<b>10,897</b>	<b>9,268</b>	<b>9,143</b>	<b>10,621</b>	<b>-5,458</b>	<b>-34%</b>	<b>16,582</b>	<b>11,548</b>	<b>9,499</b>	<b>9,254</b>	<b>10,630</b>	<b>-5,952</b>	<b>-36%</b>
Mobile	Traffic	34,568	26,745	22,271	18,021	16,798	-17,770	-51%	35,787	28,499	21,732	19,812	16,846	-18,941	-53%
	Criminal	14,671	16,074	14,680	13,817	13,820	-851	-6%	14,625	16,470	14,909	13,961	14,218	-407	-3%
	Small Claims	7,220	6,894	6,736	5,441	6,315	-905	-13%	7,470	6,517	6,415	5,884	5,726	-1,744	-23%
	Civil	4,739	4,262	4,162	3,507	3,359	-1,380	-29.1%	4,773	4,320	4,074	3,963	3,346	-1,427	-30%
	<b>Total</b>	<b>61,198</b>	<b>53,975</b>	<b>47,849</b>	<b>40,786</b>	<b>40,292</b>	<b>-20,906</b>	<b>-34%</b>	<b>62,655</b>	<b>55,806</b>	<b>47,130</b>	<b>43,620</b>	<b>40,136</b>	<b>-22,519</b>	<b>-36%</b>
Monroe	Traffic	1,531	1,361	1,729	1,510	1,297	-234	-15%	1,686	1,212	1,252	2,144	1,294	-392	-23%
	Criminal	746	618	551	552	445	-301	-40%	756	564	548	555	465	-291	-38%
	Small Claims	543	587	569	552	517	-26	-5%	529	883	607	617	730	201	38%
	Civil	124	110	87	98	73	-51	-41%	104	134	199	137	98	-6	-6%
	Juvenile	167	165	139	125	126	-41	-25%	177	163	115	101	119	-58	-33%
	Child Support	291	268	466	512	449	158	54%	104	230	144	277	238	134	129%
	<b>Total</b>	<b>3,402</b>	<b>3,109</b>	<b>3,541</b>	<b>3,349</b>	<b>2,907</b>	<b>-495</b>	<b>-15%</b>	<b>3,356</b>	<b>3,186</b>	<b>2,865</b>	<b>3,831</b>	<b>2,944</b>	<b>-412</b>	<b>-12%</b>
Montgomery	Traffic	16,236	12,245	10,973	7,444	8,138	-8,098	-50%	15,099	13,198	11,102	9,002	7,333	-7,766	-51%
	Criminal	3,999	3,851	3,964	4,075	3,477	-522	-13%	4,073	3,845	3,765	4,068	3,584	-489	-12%
	Small Claims	8,202	7,244	6,067	5,929	6,702	-1,500	-18%	8,698	7,151	6,250	6,084	6,127	-2,571	-30%
	Civil	4,096	4,518	4,468	4,737	4,017	-79	-2%	4,034	4,622	4,324	4,870	4,176	142	4%
	<b>Total</b>	<b>32,533</b>	<b>27,858</b>	<b>25,472</b>	<b>22,185</b>	<b>22,334</b>	<b>-10,199</b>	<b>-31%</b>	<b>31,904</b>	<b>28,816</b>	<b>25,441</b>	<b>24,024</b>	<b>21,220</b>	<b>-10,684</b>	<b>-33%</b>
Morgan	Traffic	12,725	10,092	8,497	8,915	9,165	-3,560	-28%	12,198	10,098	9,149	8,685	9,156	-3,573	-28%
	Criminal	3,395	4,190	3,900	3,338	3,483	88	3%	3,309	4,002	4,062	3,376	3,359	50	2%
	Small Claims	2,084	2,133	2,084	1,907	2,184	100	5%	1,928	2,232	1,937	1,992	2,094	166	9%
	Civil	1,053	998	1,012	958	723	-330	-31%	992	1,065	991	1,039	763	-229	-23%
	Juvenile	1,192	1,036	1,070	1,161	1,181	-11	-1%	1,238	1,070	1,160	1,029	1,230	-8	-1%
	Child Support	738	895	842	989	998	260	35%	626	806	859	995	939	313	50%
	<b>Total</b>	<b>21,187</b>	<b>19,344</b>	<b>17,405</b>	<b>17,268</b>	<b>17,734</b>	<b>-3,453</b>	<b>-16%</b>	<b>20,822</b>	<b>19,273</b>	<b>18,158</b>	<b>17,116</b>	<b>17,541</b>	<b>-3,281</b>	<b>-16%</b>

# DISTRICT COURT CASELOAD STATISTICS, FY 2012 - 2016

County	Jurisdiction	Cases Filed					Change 2012-2016		Cases Disposed					Change 2012-2016	
		2012	2013	2014	2015	2016	#+/-	%	2012	2013	2014	2015	2016	#+/-	%
Perry	Traffic	1,708	1,183	892	674	925	-783	-46%	1,801	1,158	1,002	760	784	-1,017	-56%
	Criminal	221	303	304	232	179	-42	-19%	215	301	272	294	175	-40	-19%
	Small Claims	160	203	259	162	184	24	15%	287	224	291	198	223	-64	-22%
	Civil	51	42	65	55	29	-22	-43%	51	53	62	70	40	-11	-22%
	Juvenile	28	31	56	105	99	71	254%	23	14	47	109	97	74	322%
	Child Support	485	418	313	336	428	-57	-12%	427	344	412	308	427	0	0%
	<b>Total</b>	<b>2,653</b>	<b>2,180</b>	<b>1,889</b>	<b>1,564</b>	<b>1,844</b>	<b>-809</b>	<b>-30%</b>	<b>2,804</b>	<b>2,094</b>	<b>2,086</b>	<b>1,739</b>	<b>1,746</b>	<b>-1,058</b>	<b>-38%</b>
Pickens	Traffic	2,562	2,243	1,724	1,728	1,071	-1,491	-58%	2,442	1,994	1,906	1,753	1,168	-1,274	-52%
	Criminal	801	710	839	829	818	17	2%	804	717	804	774	832	28	3%
	Small Claims	352	253	324	310	283	-69	-20%	263	194	262	265	458	195	74%
	Civil	100	66	94	74	88	-12	-12%	92	71	68	75	101	9	10%
	Juvenile	264	181	153	158	165	-99	-38%	252	181	153	133	171	-81	-32%
	Child Support	430	481	412	442	429	-1	0%	466	438	428	428	450	-16	-3%
	<b>Total</b>	<b>4,509</b>	<b>3,934</b>	<b>3,546</b>	<b>3,541</b>	<b>2,854</b>	<b>-1,655</b>	<b>-37%</b>	<b>4,319</b>	<b>3,595</b>	<b>3,621</b>	<b>3,428</b>	<b>3,180</b>	<b>-1,139</b>	<b>-26%</b>
Pike	Traffic	5,717	4,046	2,362	3,152	5,034	-683	-12%	5,377	4,529	3,171	2,809	4,687	-690	-13%
	Criminal	779	712	689	629	707	-72	-9%	788	692	696	650	664	-124	-16%
	Small Claims	971	794	821	720	886	-85	-9%	1,043	757	797	762	835	-208	-20%
	Civil	276	247	235	223	222	-54	-20%	288	251	228	249	220	-68	-24%
	Juvenile	314	325	273	299	238	-76	-24%	335	310	312	299	230	-105	-31%
	Child Support	344	394	403	344	368	24	7%	306	378	470	346	349	43	14%
	<b>Total</b>	<b>8,401</b>	<b>6,518</b>	<b>4,783</b>	<b>5,367</b>	<b>7,455</b>	<b>-946</b>	<b>-11%</b>	<b>8,137</b>	<b>6,917</b>	<b>5,674</b>	<b>5,115</b>	<b>6,985</b>	<b>-1,152</b>	<b>-14%</b>
Randolph	Traffic	1,106	628	642	698	1,459	353	32%	989	737	582	665	1,373	384	39%
	Criminal	882	905	1,041	892	1,061	179	20%	866	908	1,014	947	1,004	138	16%
	Small Claims	554	488	402	304	404	-150	-27%	552	486	387	299	405	-147	-27%
	Civil	107	128	80	90	60	-47	-44%	112	132	81	83	70	-42	-38%
	Juvenile	168	142	143	178	183	15	9%	167	160	138	186	161	-6	-4%
	Child Support	122	153	158	135	149	27	22%	90	129	142	146	111	21	23%
	<b>Total</b>	<b>2,939</b>	<b>2,444</b>	<b>2,466</b>	<b>2,297</b>	<b>3,316</b>	<b>377</b>	<b>13%</b>	<b>2,776</b>	<b>2,552</b>	<b>2,344</b>	<b>2,326</b>	<b>3,124</b>	<b>348</b>	<b>13%</b>
Russell	Traffic	4,502	3,840	2,909	3,399	1,980	-2,522	-56%	4,885	3,901	2,960	3,513	1,981	-2,904	-59%
	Criminal	2,218	1,968	2,161	1,951	2,290	72	3%	2,162	2,084	2,023	2,034	2,154	-8	0%
	Small Claims	1,062	969	1,019	990	1,012	-50	-5%	1,177	1,040	987	977	1,034	-143	-12%
	Civil	723	799	767	731	618	-105	-15%	719	814	777	745	634	-85	-12%
	Juvenile	836	808	810	506	456	-380	-45%	811	1,105	771	578	401	-410	-51%
	Child Support	678	535	711	784	887	209	31%	953	856	753	763	785	-168	-18%
	<b>Total</b>	<b>10,079</b>	<b>8,919</b>	<b>8,377</b>	<b>8,361</b>	<b>7,243</b>	<b>-2,776</b>	<b>-28%</b>	<b>10,707</b>	<b>9,800</b>	<b>8,271</b>	<b>8,610</b>	<b>6,989</b>	<b>-3,718</b>	<b>-34.72%</b>
St. Clair— Ashville	Traffic	1,945	2,478	1,724	4,868	2,663	718	37%	1,961	2,258	-1,729	5,044	2,627	666	34%
	Criminal	840	614	759	5,430	813	-27	-3%	804	574	671	5,779	800	-4	0%
	Small Claims	270	335	385	1,559	369	99	37%	287	378	359	1,911	362	75	26%
	Civil	179	158	128	1,100	72	-107	-60%	188	205	135	1,264	92	-96	-51%
	Juvenile	283	325	342	1,576	416	133	47%	260	325	317	1,505	402	142	55%
	Child Support	90	100	103	571	209	119	132%	74	79	80	651	151	77	104%
	<b>Total</b>	<b>3,607</b>	<b>4,010</b>	<b>3,441</b>	<b>15,104</b>	<b>4,542</b>	<b>935</b>	<b>26%</b>	<b>3,574</b>	<b>3,819</b>	<b>3,291</b>	<b>16,154</b>	<b>4,434</b>	<b>860</b>	<b>24%</b>
St. Clair— Pell City	Traffic	10,468	7,437	4,338	2,368	6,272	-4,196	-40%	10,498	7,995	5,016	2,260	6,518	-3,980	-38%
	Criminal	1,232	1,167	1,155	786	1,391	159	13%	1,220	1,080	1,149	843	1,259	39	3%
	Small Claims	749	741	768	335	863	114	15.2%	759	767	682	349	959	200	26%
	Civil	383	310	305	138	235	-148	-39%	440	313	316	130	258	-182	-41%
	Juvenile	577	609	616	389	648	71	12%	572	609	498	355	590	18	3%
	Child Support	185	241	188	153	371	186	101%	196	113	179	111	205	9	5%
	<b>Total</b>	<b>13,594</b>	<b>10,505</b>	<b>7,370</b>	<b>4,169</b>	<b>9,780</b>	<b>-3,814</b>	<b>-28%</b>	<b>13,685</b>	<b>10,877</b>	<b>7,840</b>	<b>4,048</b>	<b>9,789</b>	<b>-3,896</b>	<b>-28%</b>

# DISTRICT COURT CASELOAD STATISTICS, FY 2012 - 2016

County	Jurisdiction	Cases Filed					Change 2012-2016		Cases Disposed					Change 2012-2016	
		2012	2013	2014	2015	2016	#+/-	%	2012	2013	2014	2015	2016	#+/-	%
St. Clair	Traffic	12,413	9,915	6,062	5,083	8,935	-3,478	-28%	12,459	10,253	6,745	4,520	9,145	-3,314	-27%
	Criminal	2,072	1,781	1,914	1,215	2,204	132	6%	2,024	1,654	1,820	1,238	2,059	35	2%
	Small Claims	1,019	1,076	1,153	908	1,232	213	21%	1,046	1,145	1,041	920	1,321	275	26%
	Civil	562	468	433	288	307	-255	-45%	628	518	451	309	350	-278	-44%
	Juvenile	860	934	958	588	1,064	204	24%	832	934	815	548	992	160	19%
	Child Support	275	341	291	297	580	305	111%	270	192	259	179	356	86	32%
	<b>Total</b>	<b>17,201</b>	<b>14,515</b>	<b>10,811</b>	<b>8,379</b>	<b>14,322</b>	<b>-2,879</b>	<b>-16.7%</b>	<b>17,259</b>	<b>14,696</b>	<b>11,131</b>	<b>7,714</b>	<b>14,223</b>	<b>-3,036</b>	<b>-18%</b>
Shelby	Traffic	9,495	8,089	5,625	7,451	4,528	-4,967	-52%	9,818	8,687	5,769	6,780	4,461	-5,357	-55%
	Criminal	5,573	5,438	5,580	2,001	5,192	-381	-7%	5,587	5,221	5,442	2,081	4,862	-725	-13%
	Small Claims	1,990	1,754	1,737	1,243	1,686	-304	-15%	1,755	1,760	1,464	1,269	1,665	-90	-5%
	Civil	1,458	1,268	1,207	426	818	-640	-44%	1,667	1,398	1,290	439	976	-691	-41%
	Juvenile	1,463	1,409	1,331	977	1,749	286	20%	1,436	1,336	1,380	903	1,642	206	14%
	Child Support	560	781	627	450	557	-3	-1%	550	630	685	290	509	-41	-7%
	<b>Total</b>	<b>20,539</b>	<b>18,739</b>	<b>16,107</b>	<b>12,548</b>	<b>14,530</b>	<b>-6,009</b>	<b>-29%</b>	<b>20,813</b>	<b>19,032</b>	<b>16,030</b>	<b>11,762</b>	<b>14,115</b>	<b>-6,698</b>	<b>-32%</b>
Sumter	Traffic	2,838	1,652	808	1,259	1,231	-1,607	-57%	2,803	1,728	884	1,386	1,241	-1,562	-56%
	Criminal	452	314	259	215	192	-260	-58%	440	326	255	230	203	-237	-54%
	Small Claims	127	133	140	108	101	-26	-20%	118	150	132	115	90	-28	-24%
	Civil	46	43	56	44	26	-20	-43%	42	46	55	48	26	-16	-38%
	Juvenile	75	11	11	14	13	-62	-83%	78	14	14	18	13	-65	-83%
	Child Support	400	341	329	308	266	-134	-34%	278	393	375	319	287	9	3%
	<b>Total</b>	<b>3,938</b>	<b>2,494</b>	<b>1,603</b>	<b>1,948</b>	<b>1,829</b>	<b>-2,109</b>	<b>-54%</b>	<b>3,759</b>	<b>2,657</b>	<b>1,715</b>	<b>2,116</b>	<b>1,860</b>	<b>-1,899</b>	<b>-51%</b>
Talladega— Sylacauga	Traffic	2,286	2,392	1,911	4,894	2,942	656	29%	2,552	2,342	1,863	5,359	2,914	362	14%
	Criminal	1,250	1,104	958	1,291	735	-515	-41%	1,409	1,094	915	1,195	791	-618	-44%
	Small Claims	699	772	666	885	679	-20	-3%	976	921	579	960	635	-341	-35%
	Civil	465	222	234	307	150	-315	-68%	535	250	217	467	185	-350	-65%
	Juvenile	367	367	353	367	342	-25	-7%	382	390	272	394	373	-9	-2%
	Child Support	443	335	289	520	253	-190	-43%	256	228	254	426	283	27	11%
	<b>Total</b>	<b>5,510</b>	<b>5,192</b>	<b>4,411</b>	<b>8,264</b>	<b>5,101</b>	<b>-409</b>	<b>-7%</b>	<b>6,110</b>	<b>5,225</b>	<b>4,100</b>	<b>8,801</b>	<b>5,181</b>	<b>-929</b>	<b>-15%</b>
Talladega— Talladega	Traffic	7,228	5,786	6,864	2,162	3,857	-3,371	-47%	8,089	5,965	6,884	2,122	3,732	-4,357	-54%
	Criminal	1,784	1,612	1,351	901	1,118	-666	-37%	1,600	1,600	1,420	815	1,024	-959	-48%
	Small Claims	890	857	814	691	920	30	3%	912	723	692	801	800	-112	-12%
	Civil	314	282	267	253	220	-94	-30%	295	260	237	268	211	-84	-28%
	Juvenile	351	424	395	330	455	104	30%	342	387	401	337	415	73	21%
	Child Support	493	458	351	346	432	-61	-12%	362	403	553	220	361	-1	0%
	<b>Total</b>	<b>11,060</b>	<b>9,419</b>	<b>10,042</b>	<b>4,683</b>	<b>7,002</b>	<b>-4,058</b>	<b>-37%</b>	<b>11,983</b>	<b>9,338</b>	<b>10,187</b>	<b>4,563</b>	<b>6,543</b>	<b>-5,440</b>	<b>-45%</b>
Talladega	Traffic	9,514	8,178	8,775	7,056	6,799	-2,715	-29%	10,641	8,307	8,747	7,481	6,646	-3,995	-38%
	Criminal	3,034	2,716	2,309	2,192	1,853	-1,181	-39%	3,392	2,694	2,335	2,010	1,815	-1,577	-46%
	Small Claims	1,589	1,629	1,480	1,576	1,599	10	1%	1,888	1,644	1,271	1,761	1,435	-453	-24%
	Civil	779	504	501	560	370	-409	-52.5%	830	510	454	735	396	-434	-52%
	Juvenile	718	791	748	697	797	79	11.0%	724	777	673	731	788	64	9%
	Child Support	936	793	640	866	685	-251	-27%	618	631	807	646	644	26	4%
	<b>Total</b>	<b>16,570</b>	<b>14,611</b>	<b>14,453</b>	<b>12,947</b>	<b>12,103</b>	<b>-4,467</b>	<b>-27%</b>	<b>18,093</b>	<b>14,563</b>	<b>14,287</b>	<b>13,364</b>	<b>11,724</b>	<b>-6,369</b>	<b>-35%</b>
Tallapoosa— Alexander City	Traffic	1,479	1,242	959	956	1,216	-263	-18%	1,097	1,022	871	969	1,270	173	16%
	Criminal	1,106	871	1,008	968	1,026	-80	-7%	872	875	810	937	925	53	6%
	Small Claims	613	557	569	445	594	-19	-3%	500	478	447	422	538	38	8%
	Civil	236	231	216	210	211	-25	-10.6%	244	275	206	253	208	-36	-15%
	Juvenile	370	349	395	391	411	41	11.1%	390	333	352	418	342	-48	-12%
	Child Support	169	164	225	222	219	50	30%	141	114	98	213	173	32	23%
	<b>Total</b>	<b>3,973</b>	<b>3,414</b>	<b>3,372</b>	<b>3,192</b>	<b>3,677</b>	<b>-296</b>	<b>-7%</b>	<b>3,244</b>	<b>3,097</b>	<b>2,784</b>	<b>3,212</b>	<b>3,456</b>	<b>212</b>	<b>7%</b>

# DISTRICT COURT CASELOAD STATISTICS, FY 2012 - 2016

County	Jurisdiction	Cases Filed					Change 2012-2016		Cases Disposed					Change 2012-2016	
		2012	2013	2014	2015	2016	#+/-	%	2012	2013	2014	2015	2016	#+/-	%
Tallapoosa— Dadeville	Traffic	2,768	2,133	2,090	1,820	1,703	-1,065	-38%	3,004	2,220	1,881	2,079	1,634	-1,370	-46%
	Criminal	937	859	933	947	1,123	186	20%	885	780	847	936	951	66	7%
	Small Claims	228	204	231	209	192	-36	-16%	195	192	249	359	200	5	3%
	Civil	106	80	80	67	68	-38	-36%	99	132	106	110	52	-47	-47%
	Juvenile	245	349	287	289	343	98	40%	241	331	253	327	299	58	24%
	Child Support	102	124	127	161	149	47	46%	85	87	111	141	147	62	73%
	<b>Total</b>	<b>4,386</b>	<b>3,749</b>	<b>3,748</b>	<b>3,493</b>	<b>3,578</b>	<b>-808</b>	<b>-18%</b>	<b>4,509</b>	<b>3,742</b>	<b>3,447</b>	<b>3,952</b>	<b>3,283</b>	<b>-1,226</b>	<b>-27%</b>
Tallapoosa	Traffic	4,247	3,375	3,049	2,776	2,919	-1,328	-31%	4,101	3,242	2,752	3,048	2,904	-1,197	-29%
	Criminal	2,043	1,730	1,941	1,915	2,149	106	5%	1,757	1,655	1,657	1,873	1,876	119	7%
	Small Claims	841	761	800	654	786	-55	-7%	695	670	696	781	738	43	6%
	Civil	342	311	296	277	279	-63	-18%	343	407	312	363	260	-83	-24%
	Juvenile	615	698	682	680	754	139	23%	631	664	605	745	641	10	2%
	Child Support	271	288	352	383	368	97	36%	226	201	209	354	320	94	42%
	<b>Total</b>	<b>8,359</b>	<b>7,163</b>	<b>7,120</b>	<b>6,685</b>	<b>7,255</b>	<b>-1,104</b>	<b>-13%</b>	<b>7,753</b>	<b>6,839</b>	<b>6,231</b>	<b>7,164</b>	<b>6,739</b>	<b>-1,014</b>	<b>-13%</b>
Tuscaloosa	Traffic	26,235	20,390	20,753	18,488	16,451	-9,784	-37%	26,501	20,775	20,451	19,494	16,379	-10,122	-38%
	Criminal	7,086	6,660	6,967	5,851	5,736	-1,350	-19%	7,223	6,727	6,924	5,996	5,701	-1,522	-21%
	Small Claims	4,315	3,978	3,996	3,612	3,926	-389	-9%	4,065	3,926	3,917	4,287	4,017	-48	-1%
	Civil	2,207	1,931	1,969	2,016	1,733	-474	-21%	2,385	1,921	1,656	2,338	1,863	-522	-22%
	<b>Total</b>	<b>39,843</b>	<b>32,959</b>	<b>33,685</b>	<b>29,967</b>	<b>27,846</b>	<b>-11,997</b>	<b>-30%</b>	<b>40,174</b>	<b>33,349</b>	<b>32,948</b>	<b>32,115</b>	<b>27,960</b>	<b>-12,214</b>	<b>-30%</b>
Walker	Traffic	7,265	6,010	5,056	4,303	3,378	-3,887	-54%	7,526	5,524	5,572	4,464	3,700	-3,826	-51%
	Criminal	2,010	1,712	1,382	1,598	1,504	-506	-25%	1,843	1,507	2,093	1,338	1,519	-324	-18%
	Small Claims	1,113	966	896	798	1,003	-110	-10%	1,014	1,476	942	863	1,034	20	2%
	Civil	430	345	334	316	241	-189	-44%	616	343	397	415	266	-350	-57%
	Juvenile	Reported in Circuit Court	770	679	608	637	-303	28%	Reported in Circuit Court	744	588	550	556	-229	24%
	Child Support	326	354	347	324	339	13	4%	271	484	318	475	514	243	90%
	<b>Total</b>	<b>11,144</b>	<b>10,157</b>	<b>8,694</b>	<b>7,947</b>	<b>7,102</b>	<b>-4,042</b>	<b>-36%</b>	<b>11,270</b>	<b>10,078</b>	<b>9,910</b>	<b>8,105</b>	<b>7,589</b>	<b>-3,681</b>	<b>-33%</b>
Washington	Traffic	4,998	2,375	1,656	1,654	1,992	-3,006	-60%	4,644	2,914	1,838	1,583	1,822	-2,822	-61%
	Criminal	986	651	835	872	944	-42	-4%	891	737	859	907	886	-5	-1%
	Small Claims	334	255	282	230	217	-117	-35%	281	476	279	252	217	-64	-23%
	Civil	65	56	61	46	48	-17	-26%	99	94	51	66	56	-43	-43%
	Juvenile	96	94	94	124	90	-6	-6%	90	106	79	141	89	-1	-1%
	Child Support	304	255	273	369	328	24	7.9%	222	242	543	530	330	108	49%
	<b>Total</b>	<b>6,783</b>	<b>3,686</b>	<b>3,201</b>	<b>3,295</b>	<b>3,619</b>	<b>-3,164</b>	<b>-47%</b>	<b>6,227</b>	<b>4,569</b>	<b>3,649</b>	<b>3,479</b>	<b>3,400</b>	<b>-2,827</b>	<b>-45%</b>
Wilcox	Traffic	1,555	1,342	1,006	890	951	-604	-39%	1,211	1,053	853	778	720	-491	-41%
	Criminal	569	847	609	644	692	123	22%	539	640	700	582	695	156	29%
	Small Claims	176	190	156	148	126	-50	-28%	84	104	112	260	312	228	271%
	Civil	64	39	35	39	21	-43	-67%	41	34	27	64	47	6	15%
	Juvenile	51	33	39	46	43	-8	-16%	48	133	29	26	12	-36	-75%
	Child Support	272	274	295	283	292	20	7%	635	272	263	248	227	-408	-64%
	<b>Total</b>	<b>2,687</b>	<b>2,725</b>	<b>2,140</b>	<b>2,050</b>	<b>2,125</b>	<b>-562</b>	<b>-21%</b>	<b>2,558</b>	<b>2,236</b>	<b>1,984</b>	<b>1,958</b>	<b>2,013</b>	<b>-545</b>	<b>-21%</b>
Winston	Traffic	1,518	1,086	1,225	1,303	1,291	-227	-15%	1,656	1,133	1,145	1,260	1,327	-329	-20%
	Criminal	1,086	1,019	895	1,041	1,247	161	15%	1,063	1,033	916	1,021	1,220	157	15%
	Small Claims	209	200	215	216	279	70	33%	211	201	182	227	294	83	39%
	Civil	79	81	83	82	58	-21	-27%	96	79	78	81	61	-35	-36%
	Juvenile	143	126	137	105	119	-24	-17%	161	126	133	79	62	-99	-61%
	Child Support	161	169	175	105	164	3	2%	158	171	164	168	157	-1	-1%
	<b>Total</b>	<b>3,196</b>	<b>2,681</b>	<b>2,730</b>	<b>2,902</b>	<b>3,158</b>	<b>-38</b>	<b>-1%</b>	<b>3,345</b>	<b>2,743</b>	<b>2,618</b>	<b>2,836</b>	<b>3,121</b>	<b>-224</b>	<b>-7%</b>

# DISTRICT COURT CASELOAD STATISTICS, FY 2012 - 2016

## STATEWIDE DISTRICT COURT TOTALS

County	Jurisdiction	Cases Filed					Change 2012-2016		Cases Disposed					Change 2012-2016	
		2012	2013	2014	2015	2016	# +/-	%	2012	2013	2014	2015	2016	# +/-	%
Statewide	Traffic	472,946	364,913	314,993	296,885	300,390	-172,556	-36%	476,883	377,940	315,057	304,562	295,839	-181,044	-38.0%
	Criminal	158,560	153,387	150,698	143,643	150,832	-7,728	-5%	155,437	150,726	147,672	143,425	149,221	-6,216	-4%
	Small Claims	93,708	86,850	84,442	78,731	85,243	-8,465	-9%	96,350	87,860	82,490	81,821	82,758	-13,592	-14%
	Civil	46,783	41,960	41,271	39,542	33,054	-13,729	-29%	49,147	43,680	40,693	41,729	35,465	-13,682	-28%
	Juvenile	23,576	23,569	22,690	22,676	23,348	-228	-1%	23,709	24,032	21,689	22,213	22,275	-1,434	-6%
	Child Support	23,242	23,692	23,634	24,349	25,207	1,965	8.5%	23,128	24,006	22,887	23,186	23,461	333	1%
	<b>Total</b>	<b>818,815</b>	<b>818,815</b>	<b>637,728</b>	<b>605,826</b>	<b>618,074</b>	<b>-200,741</b>	<b>-25%</b>	<b>824,654</b>	<b>708,244</b>	<b>824,654</b>	<b>616,936</b>	<b>609,019</b>	<b>-215,635</b>	<b>-26%</b>

# JURY TRIALS AS A PERCENT OF CASE DISPOSITIONS FY 2015 & 2016

Circuit	Counties	FY 2015 Criminal			FY 2015 Civil			FY 2016 Criminal			FY 2016 Civil		
		Trials	Dispositions	%	Trials	Dispositions	%	Trials	Dispositions	%	Trials	Dispositions	%
1st	Choctaw, Clarke, & Washington	8	989	0.80%	1	488	0.20%	19	832	2.28%	0	431	0.00%
2nd	Butler, Crenshaw, & Lowndes	17	603	2.81%	3	369	0.81%	8	675	1.18%	3	315	0.95%
3rd	Barbour & Bullock	1	313	0.31%	3	220	1.36%	2	315	0.63%	2	229	0.87%
4th	Bibb, Dallas, Hale, Perry, & Wilcox	4	835	0.47%	5	741	0.67%	9	776	1.15%	6	632	0.94%
5th	Chambers, Macon, Randolph, & Tallapoosa	15	2,377	0.63%	7	1,149	0.60%	31	1,951	1.58%	9	799	1.12%
6th	Tuscaloosa	32	5,072	0.63%	15	1,721	0.87%	29	4,420	0.65%	6	1,530	0.39%
7th	Calhoun & Cleburne	20	3,547	0.56%	2	1,124	0.17%	16	4,286	0.37%	8	845	0.94%
8th	Morgan	56	2,206	2.53%	1	754	0.13%	30	2,284	1.31%	9	726	1.23%
9th	Cherokee & DeKalb	2	1,207	0.16%	2	598	0.33%	4	1,458	0.27%	5	544	0.91%
10th	Jefferson (Birmingham)	120	5,692	2.10%	39	5,337	0.73%	101	5,374	1.87%	55	5,156	1.06%
10th	Jefferson (Bessemer)	14	1,908	0.73%	15	985	1.52%	21	1,724	1.21%	9	855	1.05%
11th	Lauderdale	20	1,428	1.40%	2	705	0.28%	14	1,439	0.97%	3	459	0.65%
12th	Coffee & Pike	37	1,344	2.75%	3	696	0.43%	13	1,462	0.88%	4	717	0.55%
13th	Mobile	107	9,849	1.08%	27	4,020	0.67%	91	11,892	0.76%	26	3,081	0.84%
14th	Walker	3	690	0.43%	3	1,125	0.26%	6	768	0.78%	5	725	0.68%
15th	Montgomery	41	2,251	1.82%	9	2,940	0.30%	22	2,516	0.87%	5	2,664	0.18%
16th	Etowah	6	2,387	0.25%	7	1,316	0.53%	20	2,513	0.79%	7	1,192	0.58%
17th	Greene, Marengo & Sumter	6	301	1.99%	2	330	0.60%	3	357	0.84%	5	375	1.33%
18th	Shelby	7	1,121	0.62%	4	1,741	0.22%	10	1,019	0.98%	6	1,500	0.40%
19th	Autauga, Chilton, & Elmore	20	1,618	1.23%	5	1,323	0.37%	9	1,482	0.60%	1	1,070	0.09%
20th	Henry & Houston	201	2,963	6.78%	5	974	0.51%	94	3,432	2.73%	4	895	0.44%
21st	Escambia	4	1,052	0.38%	3	263	1.14%	1	1,091	0.09%	5	223	2.24%
22nd	Covington	14	709	1.97%	1	234	0.42%	31	823	3.76%	3	164	1.82%
23rd	Madison	22	8,242	0.26%	22	2,764	0.79%	24	8,697	0.27%	18	2,291	0.78%
24th	Fayette, Lamar, & Pickens	1	1,143	0.08%	0	289	0.00%	3	1,177	0.25%	2	290	0.68%
25th	Marion & Winston	3	1,052	0.28%	2	339	0.58%	5	1,073	0.46%	3	329	0.91%
26th	Russell	38	963	3.94%	1	365	0.27%	39	1,337	2.91%	1	357	0.28%
27th	Marshall	5	1,630	0.30%	4	572	0.69%	1	1,582	0.06%	3	657	0.45%
28th	Baldwin	59	3,624	1.62%	16	1,460	1.09%	49	4,133	1.18%	13	1,545	0.84%
29th	Talladega	22	764	2.87%	3	744	0.40%	13	931	1.39%	1	662	0.15%
30th	St. Clair	3	969	0.30%	4	669	0.59%	2	898	0.22%	4	694	0.57%
31st	Colbert	8	548	1.23%	3	479	0.62%	4	646	0.61%	4	427	0.93%
32nd	Cullman	8	801	0.99%	6	532	1.12%	8	1,061	0.75%	8	504	1.58%
33rd	Dale & Geneva	17	913	1.86%	3	338	0.88%	7	834	0.83%	2	355	0.56%
34th	Franklin	1	714	0.14%	2	365	0.54%	1	664	0.15%	0	286	0.00%
35th	Conecuh & Monroe	3	402	0.74%	6	298	2.01%	1	341	0.29%	4	284	1.40%
36th	Lawrence	3	617	0.48%	0	209	0.00%	2	612	0.32%	4	195	2.05%
37th	Lee	47	946	4.96%	5	879	0.56%	38	1,208	3.14%	5	970	0.51%
38th	Jackson	2	1,283	0.15%	3	276	1.08%	2	1,645	0.12%	1	422	0.23%
39th	Limestone	2	1,252	0.15%	4	521	0.76%	3	1,191	0.25%	3	402	0.74%
40th	Clay & Coosa	1	592	0.16%	0	137	0.00%	0	473	0.00%	0	112	0.00%
41st	Blount	2	524	0.38%	3	363	0.82%	4	567	0.70%	2	370	0.54%
<b>Statewide Totals</b>		<b>1,002</b>	<b>77,541</b>	<b>1.29%</b>	<b>251</b>	<b>40,752</b>	<b>0.62%</b>	<b>790</b>	<b>81,959</b>	<b>0.96%</b>	<b>246</b>	<b>36,279</b>	<b>0.72%</b>

# JURY EXPENSES FY 2012—FY 2016

Circuit	Counties	FY 2012		FY 2013		FY 2014		FY 2015		FY 2016	
		Trials	Expenses	Trials	Expenses	Trials	Expenses	Trials	Expenses	Trials	Expenses
1st	Choctaw, Clarke, & Washington	7	\$18,950	11	\$20,160	11	\$18,000	9	\$14,860	19	\$16,010
2nd	Butler, Crenshaw, & Lowndes	23	\$16,540	37	\$12,590	27	\$11,560	20	\$9,740	11	\$9,620
3rd	Barbour & Bullock	6	\$5,360	3	\$4,440	2	\$4,820	4	\$4,940	4	\$5,830
4th	Bibb, Dallas, Hale, Perry, & Wilcox	18	\$25,470	17	\$20,790	2	\$22,740	9	\$46,450	15	\$25,570
5th	Chambers, Macon, Randolph, & Tallapoosa	37	\$61,220	39	\$51,190	46	\$53,160	22	\$51,480	40	\$55,200
6th	Tuscaloosa	51	\$49,380	28	\$31,650	35	\$40,390	47	\$45,400	35	\$45,410
7th	Calhoun & Cleburne	19	\$25,570	13	\$20,140	21	\$20,530	22	\$27,420	24	\$26,140
8th	Morgan	57	\$30,180	49	\$22,970	44	\$29,040	57	\$31,620	39	\$28,310
9th	Cherokee & DeKalb	12	\$12,900	7	\$9,140	5	\$10,960	4	\$10,600	9	\$11,350
10th	Jefferson (Birmingham)	252	\$156,930	202	\$129,530	191	\$142,520	159	\$140,750	156	\$113,280
10th	Jefferson (Bessemer)	48	\$47,740	33	\$42,910	42	\$58,300	29	\$46,900	30	\$34,830
11th	Lauderdale	30	\$24,160	27	\$20,130	18	\$21,180	22	\$17,760	17	\$27,180
12th	Coffee & Pike	27	\$25,390	24	\$24,240	20	\$24,890	40	\$20,910	17	\$20,140
13th	Mobile	149	\$190,050	164	\$191,690	165	\$206,250	134	\$224,290	117	\$186,330
14th	Walker	10	\$31,380	10	\$30,660	9	\$25,760	6	\$21,180	11	\$29,240
15th	Montgomery	77	\$60,030	54	\$60,160	57	\$60,470	50	\$53,650	27	\$43,280
16th	Etowah	44	\$38,800	29	\$47,920	19	\$48,000	13	\$46,790	27	\$46,900
17th	Greene, Marengo & Sumter	13	\$16,040	7	\$14,300	4	\$11,340	8	\$11,100	8	\$14,660
18th	Shelby	17	\$20,250	13	\$17,970	13	\$22,760	11	\$23,640	16	\$16,760
19th	Autauga, Chilton, & Elmore	27	\$25,770	23	\$20,610	24	\$25,550	25	\$23,350	10	\$16,440
20th	Henry & Houston	209	\$102,770	136	\$102,070	202	\$90,920	206	\$88,110	98	\$72,950
21st	Escambia	4	\$10,230	8	\$11,620	8	\$12,560	7	\$9,400	6	\$9,290
22nd	Covington	17	\$10,080	24	\$10,200	16	\$10,280	15	\$10,090	34	\$13,330
23rd	Madison	85	\$63,610	53	\$61,440	65	\$68,940	44	\$60,790	42	\$68,020
24th	Fayette, Lamar, & Pickens	4	\$9,790	2	\$9,080	2	\$9,740	1	\$8,040	5	\$11,840
25th	Marion & Winston	15	\$13,790	8	\$10,410	9	\$8,960	5	\$8,400	8	\$8,530
26th	Russell	27	\$19,030	23	\$12,190	24	\$15,900	39	\$16,610	40	\$18,430
27th	Marshall	11	\$26,300	11	\$25,370	6	\$21,700	9	\$19,490	4	\$15,480
28th	Baldwin	66	\$59,230	78	\$59,030	60	\$61,430	75	\$54,710	62	\$44,760
29th	Talladega	15	\$10,280	23	\$12,960	20	\$10,430	25	\$12,520	14	\$9,380
30th	St. Clair	9	\$9,040	14	\$7,750	11	\$7,420	7	\$7,340	6	\$8,110
31st	Colbert	11	\$14,110	10	\$15,080	10	\$14,570	11	\$12,580	8	\$12,420
32nd	Cullman	11	\$14,220	17	\$17,050	11	\$15,120	14	\$21,320	16	\$17,550
33rd	Dale & Geneva	10	\$14,870	6	\$10,180	8	\$10,540	20	\$15,400	9	\$14,090
34th	Franklin	4	\$8,280	3	\$6,50	3	\$5,350	3	\$3,300	1	\$2,800
35th	Conecuh & Monroe	3	\$6,240	4	\$11,900	5	\$7,570	9	\$16,280	5	\$12,620
36th	Lawrence	8	\$11,120	15	\$14,600	3	\$10,360	3	\$10,550	6	\$10,260
37th	Lee	46	\$22,440	72	\$29,160	47	\$35,240	52	\$29,560	43	\$31,000
38th	Jackson	8	\$10,340	4	\$9,540	6	\$8,280	5	\$9,090	3	\$5,340
39th	Limestone	7	\$8,630	11	\$12,150	4	\$3,730	6	\$7,280	6	\$5,950
40th	Clay & Coosa	9	\$5,350	14	\$3,850	4	\$4,210	1	\$3,760	0	\$4,630
41st	Blount	17	\$15,100	5	\$10,730	7	\$12,530	5	\$11,210	6	\$12,540
<b>Statewide Totals</b>		<b>1,520</b>	<b>\$1,346,960</b>	<b>1,331</b>	<b>\$1,256,100</b>	<b>1,286</b>	<b>\$1,304,000</b>	<b>1,253</b>	<b>\$1,308,660</b>	<b>1054</b>	<b>\$1,181,800</b>

Note: Includes jury trials which were commenced but in which no verdict was reached.



# JURY COSTS PER TRIAL

## FY 2012—FY 2016

Circuit	Counties	FY 2012	FY 2013	FY 2014	FY 2015	FY 2016	Percent of Change	
							2012—2016	2012—2013
1st	Choctaw, Clarke, & Washington	\$2,707	\$1,833	\$1,636	\$1,651	\$843	-69%	-32%
2nd	Butler, Crenshaw, & Lowndes	\$719	\$340	\$428	\$487	\$875	22%	-53%
3rd	Barbour & Bullock	\$893	\$1,480	\$2,410	\$1,235	\$1,458	63%	66%
4th	Bibb, Dallas, Hale, Perry, & Wilcox	\$1,415	\$1,223	\$2,274	\$5,161	\$1,705	20%	-14%
5th	Chambers, Macon, Randolph, & Tallapoosa	\$1,655	\$1,313	\$1,156	\$2,340	\$1,380	-17%	-21%
6th	Tuscaloosa	\$968	\$1,130	\$1,154	\$966	\$1,297	34%	17%
7th	Calhoun & Cleburne	\$1,346	\$1,549	\$978	\$1,246	\$1,089	-19%	15%
8th	Morgan	\$529	\$469	\$660	\$555	\$726	37%	-11%
9th	Cherokee & DeKalb	\$1,075	\$1,306	\$2,192	\$2,650	\$1,261	17%	21%
10th	Jefferson (Birmingham)	\$623	\$641	\$746	\$885	\$726	17%	3%
10th	Jefferson (Bessemer)	\$995	\$1,300	\$1,388	\$1,617	\$1,161	17%	31%
11th	Lauderdale	\$805	\$746	\$1,177	\$807	\$1,599	99%	-7%
12th	Coffee & Pike	\$940	\$1,010	\$1,245	\$523	\$1,185	26%	7%
13th	Mobile	\$1,276	\$1,169	\$1,250	\$1,674	\$1,593	25%	-8%
14th	Walker	\$3,138	\$3,066	\$2,862	\$3,530	\$2,658	-15%	-2%
15th	Montgomery	\$780	\$1,114	\$1,061	\$1,073	\$1,603	106%	43%
16th	Etowah	\$882	\$1,652	\$2,526	\$3,599	\$1,737	97%	87%
17th	Greene, Marengo & Sumter	\$1,234	\$2,043	\$2,835	\$1,388	\$1,833	49%	66%
18th	Shelby	\$1,191	\$1,382	\$1,751	\$2,149	\$1,048	-12%	16%
19th	Autauga, Chilton, & Elmore	\$954	\$896	\$1,065	\$934	\$1,644	72%	-6%
20th	Henry & Houston	\$492	\$751	\$450	\$428	\$744	51%	53%
21st	Escambia	\$2,558	\$1,453	\$1,570	\$1,343	\$1,548	-39%	-43%
22nd	Covington	\$593	\$425	\$643	\$673	\$392	-34%	-28%
23rd	Madison	\$748	\$1,159	\$1,061	\$1,382	\$1,620	116%	55%
24th	Fayette, Lamar, & Pickens	\$2,448	\$4,540	\$4,870	\$8,040	\$2,368	-3%	85%
25th	Marion & Winston	\$919	\$1,301	\$996	\$1,680	\$1,066	16%	42%
26th	Russell	\$705	\$530	\$663	\$426	\$461	-35%	-25%
27th	Marshall	\$2,391	\$2,306	\$3,617	\$2,166	\$3,870	62%	-4%
28th	Baldwin	\$897	\$757	\$1,024	\$729	\$722	-20%	-16%
29th	Talladega	\$685	\$563	\$522	\$501	\$670	-2%	-18%
30th	St. Clair	\$1,004	\$554	\$675	\$1,049	\$1,352	35%	-45%
31st	Colbert	\$1,283	\$1,508	\$1,457	\$1,144	\$1,553	21%	18%
32nd	Cullman	\$1,293	\$1,003	\$1,375	\$1,523	\$1,097	-15%	-22%
33rd	Dale & Geneva	\$1,487	\$1,697	\$1,318	\$770	\$1,566	5%	14%
34th	Franklin	\$2,070	\$2,183	\$1,783	\$1,100	\$2,800	35%	5%
35th	Conecuh & Monroe	\$2,080	\$2,975	\$1,514	\$1,809	\$2,524	21%	43%
36th	Lawrence	\$1,390	\$973	\$3,453	\$3,517	\$1,710	23%	-30%
37th	Lee	\$488	\$405	\$750	\$568	\$721	48%	-17%
38th	Jackson	\$1,293	\$2,385	\$1,380	\$1,818	\$1,780	38%	85%
39th	Limestone	\$1,233	\$1,105	\$933	\$1,213	\$992	-20%	-10%
40th	Clay & Coosa	\$594	\$275	\$1,053	\$3,760	\$0	-100%	-54%
41st	Blount	\$888	\$2,146	\$1,790	\$2,242	\$2,090	135%	142%
<b>Statewide Averages</b>		<b>\$886</b>	<b>\$944</b>	<b>\$1,008</b>	<b>\$1,044</b>	<b>\$1,121</b>	<b>27%</b>	<b>7%</b>

# MUNICIPAL COURT CASELOAD STATISTICS, FY 2016

Municipality	Population	Cases Filed				Cases Disposed			
		DUI	Traffic	Non-Traffic	Total	DUI	Traffic	Non-Traffic	Total
Alabaster (Shelby)	30,000	142	2,099	725	2,993	174	2,294	737	3,205
Albertville (Marshall)	21,566	0	183	66	249	1	278	57	336
Altoona (Etowah)	997	2	30	25	57	1	28	22	51
Aliceville (Pickens)	2,400	18	302	139	459	13	262	111	386
Anniston (Calhoun)	22,347	2	6,224	2,420	8,779	145	5,410	2,470	8,025
Arab (Marshall)	8,051	37	1,503	625	2,165	46	1,519	660	2,225
Argo (St. Clair)	4,100	45	1,656	157	1,858	52	1,655	164	1,871
Arley (Winston)	357	2	84	20	106	1	94	15	110
Ashford (Houston)	2,854	11	452	62	525	10	872	105	987
Ashland (Clay)	2,037	6	455	80	541	9	522	103	634
Ashville (St. Clair)	2,400	16	436	175	627	13	502	165	680
Atmore (Escambia)	10,194	40	228	358	626	77	450	417	944
Attalla (Etowah)	5,980	59	1,069	555	1,683	52	1,055	565	1,672
Auburn (Lee)	58,582	296	21,410	3,695	25,401	283	21,182	3,839	25,304
Bay Minette (Baldwin)	9,049	21	1,269	290	1,580	28	1,420	297	1,745
Bayou La Batre (Mobile)	2,558	30	786	720	1,536	43	656	691	1,390
Berry (Fayette)	1,158	11	402	36	449	11	347	39	397
Bessemer (Jefferson)	29,000	114	8,813	2,967	11,894	98	7,478	2,665	10,241
Blountsville (Blount)	1,684	10	667	112	789	9	610	105	724
Brantley (Crenshaw)	930	0	834	38	872	2	812	22	836
Brent (Bibb)	4,900	14	360	211	585	17	333	198	548
Brookwood (Tuscaloosa)	1,800	3	150	42	195	0	125	34	159
Chatom (Chilton)	1,294	28	453	119	600	7	443	93	543
Cherokee (Colbert)	1,064	10	570	53	633	8	573	48	629
Clanton (Chilton)	8,619	50	968	925	1,943	67	977	858	1,902
Clio (Barbour)	1,400	9	269	18	296	4	237	19	260
Coaling (Tuscaloosa)	1,651	3	148	31	182	7	256	38	301
Collinsville (DeKalb)	1,983	17	542	85	644	14	496	122	632
Courtland (Lawrence)	609	1	304	35	340	1	218	28	247
Crossville (DeKalb)	1,852	5	219	39	263	9	221	51	281
Cullman (Cullman)	14,970	64	1,169	532	1,765	67	1,250	640	1,957
Daleville (Dale)	5,296	35	1,885	399	2,319	36	1,772	362	2,170
Daphne (Baldwin)	23,633	143	4,296	473	4,912	134	4,052	453	4,639
Decatur (Morgan)	55,532	289	14,490	3,065	17,844	326	15,132	3,257	18,715
Demopolis (Marengo)	7,218	42	710	511	1,263	20	853	300	1,173
Dora (Walker)	1,999	13	1,009	428	1,450	18	763	329	1,110
Double Springs (Winston)	1,038	16	469	71	556	10	473	74	557
Douglas (Marshall)	744	11	534	89	634	11	499	108	618
Eclectic (Elmore)	1,100	5	701	46	752	4	563	34	601
Elba (Coffee)	4,500	12	1,211	229	1,452	7	1,260	241	1,508
Enterprise (Coffee)	26,562	192	3,748	1,004	4,944	165	3,549	862	4,576
Eufaula (Barbour)	14,000	35	1,846	487	2,368	32	1,889	468	2,389
Eutaw (Greene)	9,045	11	232	143	386	7	0	0	7
Excel (Monroe)	623	7	385	23	415	1	14	0	15

# MUNICIPAL COURT CASELOAD STATISTICS, FY 2016

Municipality	Population	Cases Filed				Cases Disposed			
		DUI	Traffic	Non-Traffic	Total	DUI	Traffic	Non-Traffic	Total
Fairhope (Baldwin)	18,730	100	1,525	562	2,187	120	1,620	698	2,438
Falkville (Morgan)	1,279	22	676	118	816	21	634	111	766
Florala (Covington)	1,983	31	1,591	330	1,952	37	1,626	401	2,064
Foley (Baldwin)	14,618	189	4,461	1,961	6,611	175	4,064	1,873	6,112
Fultondale (Jefferson)	8,400	12	1,322	382	1,716	11	1,034	339	1,384
Fyffe (DeKalb)	1,013	16	659	76	751	0	613	0	613
Gadsden (Etowah)	36,084	103	4,507	2,230	6,840	89	3,141	1,344	4,574
Gardendale (Jefferson)	13,893	102	2,416	936	3,454	53	1,966	840	2,859
Georgiana (Butler)	3,600	19	3,396	169	3,584	21	3,321	167	3,509
Gordo (Pickens)	1,786	29	1,180	193	1,402	30	1,187	173	1,390
Grant (Marshall)	896	1	76	35	112	2	76	47	125
Greensboro (Greensboro)	2,497	17	857	149	1,023	14	821	94	929
Guin (Marion)	2,376	11	340	77	428	11	294	77	382
Gulf Shores (Baldwin)	9,721	173	1,882	1,580	3,635	243	1,698	1,540	3,481
Guntersville (Marshall)	8,500	119	3,078	632	3,829	195	4,015	844	5,054
Haleyville (Winston)	4,182	26	1,555	210	1,791	23	1,354	144	1,521
Hanceville (Cullman)	3,097	30	1,833	271	2,134	0	2,119	0	2,119
Hartford (Geneva)	2,624	4	587	82	673	7	557	119	683
Hartselle (Morgan)	14,255	36	1,562	256	1,854	28	1,501	226	1,755
Hokes Bluff (Etowah)	4,192	17	457	45	519	16	427	46	489
Homewood (Jefferson)	25,750	111	10,908	1,918	12,937	81	8,717	1,547	10,345
Hoover (Jefferson)	84,848	143	9,576	5,100	14,819	187	9,554	2,892	12,633
Hueytown (Jefferson)	16,105	92	3,068	1,991	5,151	78	2,970	1,942	4,990
Ider (DeKalb)	700	6	119	39	164	6	123	45	174
Irondale (Jefferson)	12,000	13	4,840	692	5,545	0	4,281	0	4,281
Jackson's Gap (Tallapoosa)	828	8	1,347	46	1,401	3	546	24	573
Jacksonville (Calhoun)	12,548	41	983	577	1,601	33	961	552	1,546
Jasper (Walker)	14,352	37	2,746	2,914	5,697	40	2,436	2,693	5,169
Jemison (Chilton)	2,585	29	704	255	988	6	475	166	647
Kimberly (Jefferson)	2,711	6	418	129	553	10	396	102	508
Lake View (Tuscaloosa)	1,943	0	212	94	306	12	252	142	406
Leeds (Jefferson)	11,907	14	1,395	588	1,997	25	1,343	725	2,093
Level Plains (Dale)	2,085	23	644	96	763	39	660	104	803
Lincoln (Talladega)	4,577	22	1,476	275	1,773	35	1,482	296	1,813
Linden (Marengo)	2,021	14	621	168	803	11	597	171	779
Lineville (Clay)	2,395	14	407	113	534	18	397	130	545
Livingston (Sumter)	6,500	7	141	188	336	7	141	188	336
Loxley (Baldwin)	1,632	44	1,077	276	1,397	37	988	235	1,260
Luverne (Crenshaw)	2,850	6	398	103	507	4	387	85	476

# MUNICIPAL COURT CASELOAD STATISTICS, FY 2016

Municipality	Population	Cases Filed				Cases Disposed			
		DUI	Traffic	Non-Traffic	Total	DUI	Traffic	Non-Traffic	Total
Madison ( <i>Madison</i> )	46,962	64	3,105	815	3,984	79	3,385	1,026	4,490
Millbrook ( <i>Elmore</i> )	16,918	79	3,106	1,086	4,271	87	3,224	1,064	4,375
Montevallo ( <i>Shelby</i> )	6,575	37	1,439	228	1,704	32	1,314	130	1,476
Montgomery ( <i>Montgomery</i> )	205,764	212	58,602	5,506	64,320	216	54,170	5,512	59,898
Mount Vernon ( <i>Mobile</i> )	1,068	10	628	159	797	5	415	117	536
Mountain Brook ( <i>Jefferson</i> )	20,413	178	4,633	971	5,782	186	4,641	977	5,804
Munford ( <i>Talladega</i> )	1,292	3	342	25	370	6	370	30	406
Napier Field ( <i>Dale</i> )	450	0	593	6	599	0	326	9	335
Newton ( <i>Dale</i> )	1,500	6	244	15	265	10	218	11	239
Northport ( <i>Tuscaloosa</i> )	25,000	98	6,704	432	7,234	101	6,342	429	6,872
Notasulga ( <i>Macon</i> )	900	4	446	38	488	4	421	50	475
Ohatchee ( <i>Calhoun</i> )	1,170	12	2,108	97	2,217	6	2,040	63	2,109
Oneonta ( <i>Blount</i> )	6,674	36	842	487	1,365	31	759	395	1,185
Opelika ( <i>Lee</i> )	29,527	89	2,438	2,447	4,974	60	2,421	2,004	4,485
Opp ( <i>Covington</i> )	6,000	38	1,549	360	1,947	50	1,508	327	1,885
Owens Cross Rds ( <i>Madison</i> )	1,124	5	500	30	535	0	1	0	1
Oxford ( <i>Calhoun</i> )	23,100	38	1,242	1,091	2,371	31	1,131	1,130	2,292
Ozark ( <i>Dale</i> )	14,930	68	1,718	581	2,367	55	1,926	585	2,566
Pell City ( <i>St. Clair</i> )	13,367	59	1,735	494	2,288	54	1,711	482	2,247
Phenix City ( <i>Russell</i> )	29,088	168	2,609	1,250	4,027	112	2,250	995	3,357
Phil Campbell ( <i>Franklin</i> )	1,200	3	57	13	73	3	58	13	74
Piedmont ( <i>Calhoun</i> )	4,900	13	464	303	780	15	485	314	814
Pine Hill ( <i>Wilcox</i> )	975	15	562	35	612	14	564	39	617
Pleasant Grove ( <i>Jefferson</i> )	10,361	5	532	135	672	5	200	118	323
Powell ( <i>DeKalb</i> )	955	4	139	92	235	2	60	78	140
Priceville ( <i>Morgan</i> )	2,658	29	501	177	707	37	616	242	895
Prichard ( <i>Mobile</i> )	28,000	35	1,333	923	2,291	54	1,289	1,171	2,514
Ragland ( <i>St. Clair</i> )	1,681	0	246	65	311	5	81	36	122
Rainbow City ( <i>Etowah</i> )	9,602	43	2,051	505	2,599	42	2,395	538	2,975
Red Bay ( <i>Franklin</i> )	3,451	13	283	139	435	6	208	128	342
Red Level ( <i>Covington</i> )	576	0	20	10	30	0	30	9	39
River Falls ( <i>Covington</i> )	525	2	216	163	381	2	200	153	355
Riverside ( <i>St. Clair</i> )	2,100	9	599	54	662	9	494	38	541
Rogersville ( <i>Lauderdale</i> )	1,400	16	1,027	52	1,095	10	1,062	55	1,127
Russellville ( <i>Franklin</i> )	9,830	46	1,395	443	1,884	44	1,162	439	1,645

# MUNICIPAL COURT CASELOAD STATISTICS, FY 2016

Municipality	Population	Cases Filed				Cases Disposed			
		DUI	Traffic	Non-Traffic	Total	DUI	Traffic	Non-Traffic	Total
Saraland ( <i>Mobile</i> )	14,834	85	3,391	610	4,086	132	3,379	894	4,405
Satsuma ( <i>Mobile</i> )	6,000	14	632	260	906	17	698	255	970
Section ( <i>Jackson</i> )	769	8	255	28	291	6	243	32	281
Selma ( <i>Dallas</i> )	20,756	67	2,155	926	3,148	38	1,991	643	2,672
Sheffield ( <i>Colbert</i> )	9,107	111	1,392	1,135	2,638	91	1,169	1,094	2,354
Silverhill ( <i>Baldwin</i> )	630	9	232	68	309	10	311	89	410
Snead ( <i>Blount</i> )	843	17	874	162	1,053	11	647	107	765
Somerville ( <i>Morgan</i> )	724	6	487	42	535	3	404	19	426
Southside ( <i>Etowah</i> )	8,412	13	1,187	135	1,335	19	1,040	117	1,176
Springville ( <i>St. Clair</i> )	4,080	40	1,333	148	1,521	0	1,379	0	1,379
Steele ( <i>St. Clair</i> )	1,097	6	80	24	110	9	68	17	94
Stevenson ( <i>Jackson</i> )	2,046	12	92	128	232	5	104	108	217
Sylacauga ( <i>Talladega</i> )	13,000	44	1,318	916	2,278	41	1,133	890	2,064
Sylvania ( <i>Dekalb</i> )	1,875	6	217	102	325	7	195	79	281
Talladega ( <i>Talladega</i> )	15,676	54	2,764	1,094	3,912	57	2,876	1,147	4,080
Tallassee ( <i>Tallapoosa</i> )	4,831	29	755	474	1,258	14	930	471	1,415
Taylor ( <i>Houston</i> )	2,402	3	273	9	285	2	237	6	245
Thomasville ( <i>Clarke</i> )	4,123	29	2,384	193	2,606	29	2,212	173	2,414
Thorsby ( <i>Chilton</i> )	1,980	8	166	33	207	7	165	41	213
Town Creek ( <i>Lawrence</i> )	1,080	10	1,028	90	1,128	10	744	43	797
Trafford ( <i>Jefferson</i> )	646	0	120	13	133	0	70	10	80
Trinity ( <i>Morgan</i> )	1,841	24	551	46	621	1	123	15	139
Trussville ( <i>Jefferson</i> )	20,702	36	4,108	1,082	5,226	54	4,272	1,101	5,427
Tuscaloosa ( <i>Tuscaloosa</i> )	105,494	359	10,655	4,060	15,074	319	11,352	4,168	15,839
Tuscumbia ( <i>Colbert</i> )	8,578	28	330	264	622	31	448	295	774
Vance ( <i>Tuscaloosa</i> )	1,529	5	498	57	560	4	521	46	571
Vincent ( <i>Shelby</i> )	2,012	5	114	23	142	7	119	24	150
Warrior ( <i>Jefferson</i> )	3,200	12	292	270	574	6	111	54	171
Wedowee ( <i>Randolph</i> )	823	9	158	74	241	9	171	84	264
Wetumpka ( <i>Elmore</i> )	7,500	80	6,044	429	6,553	69	5,490	422	5,981
White Hall ( <i>Lowndes</i> )	831	0	55	15	70	0	0	0	0
York ( <i>Sumter</i> )	3,300	7	215	88	310	6	224	100	331
		5,860	287,629	73,939	367,428	5,637	273,677	67,263	346,577



*A publication of the*  
**ALABAMA ADMINISTRATIVE OFFICE OF COURTS**  
300 Dexter Avenue  
Montgomery, Alabama 36104-3741  
(866) 954-9411  
[www.alacourt.gov](http://www.alacourt.gov)